

# NMAA

## Board of Directors Meeting




APS Community Stadium

**Wednesday, September 25, 2013**

**9:00 AM**

**NMAA Board Meeting  
Table of Contents  
September 25, 2013**

	<b><u>PAGE #</u></b>
Buddy Little resignation letter	1
Directory	2
Board Meeting Agenda	3-4
Minutes from June 5, 2013 Meeting	5-11
Financial Information	12-23
Tennis - Standardize district match scoring	24
Tennis - Standardize district tie-breaking procedure	25
Attachment - Tie-breaker format proposal	26-27
Track - Require Fully Automatic Timing	28
Track - Remove bylaw 7.22.3 E (Finals Qualification)	29
Attachment - Track and Field Survey results	30-34
Policy to establish/maintain sports/activities	35
Remove bylaw 6.7.7 a.6 (Boarding school foreign student)	36
Revised bylaws section IV (Classification / Alignment)	37-39



## Tatum Municipal Schools

=====

Mr. Buddy S. Little  
Superintendent  
P.O. Box 685  
306 W. 3<sup>rd</sup> Street  
Tatum, NM 88267  
[blittle@tatumschools.org](mailto:blittle@tatumschools.org)

Telephone (575)398-4455  
Fax (575)398-8220

August 23, 2013

To Ms. Sally Marquez and the NMAA Board of Directors,

I am officially submitting my letter of resignation from the NMAA Board of Directors. I have added a couple of extra roles here within my school district. I will not be able to devote the time I feel is necessary for proper representation of small schools in my area on the NMAA Board. Therefore, it is necessary for me to step down and allow someone else to assume this role on the board. I have truly enjoyed my time as a member of this great association.

If you have any questions or concerns, do not hesitate to call.

Respectfully,

Buddy Little, Superintendent  
Tatum Municipal Schools

### Board of Education

Travis Glenn  
President

Ben Powell  
Vice-President

Fernando Jimenez  
Secretary

Rusty Henard  
Member

Casey Chase  
Member



## **NMAA Board of Directors**

***Updated September 2013***



### **Small, Area A – Term Expires Dec. 31, 2013**

Mr. Anthony Casados, Superintendent  
Chama Valley Independent Schools  
P.O. Drawer 10  
Tierra Amarilla, NM 87575-0010  
Phone: (575) 588-7285  
Fax: (575) 588-7860  
Email: acasados@chamaschools.org

### **Small, Area B – Term Expires Dec. 31, 2015**

Mr. Paul Benoit, Superintendent  
Floyd Municipal Schools  
1564 NM Hwy. 267  
Floyd, NM 88118-0065  
Phone: (575) 478-2211  
Fax: (575) 478-2811  
Email: pbenoit@floydbroncos.com

### **Small, Area C – Term Expires Dec. 31, 2013**

Mr. Bill Green, Superintendent  
Quemado Independent Schools  
P. O. Box 128  
Quemado, NM 87829-0128  
Phone: (575) 773-4700  
Fax: (575) 773-4717  
Email: billgreen@quemadoschools.org

### **Small, Area D – Term Expires Dec. 31, 2014**

Ms. Lesa Dodd, Superintendent  
Dexter Consolidated Schools  
PO Box 159  
Dexter, NM 88230  
Phone: (575) 734-5420  
Fax: (575) 734-6813  
Email: doddl@dexterdemons.org

### **Large School District I**

Mr. Winston Brooks, Superintendent  
Albuquerque Public Schools  
P. O. Box 25704  
Albuquerque, NM 87125-0704  
Phone: (505) 880-3744  
Fax: (505) 872-8855  
Email: brooks\_w@aps.edu

### **At-Large Member – Term Expires Dec. 31, 2015**

Dr. Crit Caton, Superintendent  
Artesia Public Schools  
1106 W. Quay Ave.  
Artesia, NM 88210  
Phone: (575) 746-3585  
Fax: (575) 746-2373  
Email: cdcaton@bulldogs.org

### **NM School Board Association Representative**

Mr. Dion Sandoval  
6600 Ice Caves Road  
Grants, NM 87020  
Phone: (505) 240-1065  
Email: disandoval@gccs.cc

### **Large, Area A – Term Expires Dec. 31, 2014**

Ms. Janel Ryan, Superintendent (Board President)  
Farmington Municipal Schools  
P. O. Box 5850  
Farmington, NM 87499-5850  
Phone: (505) 324-9840  
Fax: (505) 599-8806  
Email: jryan@fms.k12.nm.us

### **Large, Area B – Term Expires Dec. 31, 2015**

Mr. T.J. Parks, Superintendent  
Hobbs Municipal Schools  
1515 E. Sanger  
Hobbs, NM 88240  
Phone: (575) 433-0100  
Fax: (575) 433-0140  
Email: parkstj@hobbsschools.net

### **Large, Area C – Term Expires Dec. 31, 2014**

Dr. George Straface, Superintendent  
Alamogordo Public Schools  
1211 Hawaii Avenue  
Alamogordo, NM 88310  
Phone: (575) 812-6000  
Fax: (575) 812-6003  
Email: George.Straface@aps4kids.org

### **Large, Area D – Term Expires Dec. 31, 2013**

Mr. Adan Delgado, Superintendent  
Pojoaque Valley Public Schools  
2574 State Road 502  
Santa Fe, NM 87501-3468  
Phone: (505) 455-2282  
Fax: (505) 455-7152  
Email: agd@pvs.k12.nm.us

### **Large School District II**

Mr. Stan Rounds, Superintendent  
Las Cruces Public Schools  
505 South Main, Suite 249  
Loretto Towne Centre  
Las Cruces, NM 88001-1243  
Phone: (575) 527-5807  
Fax: (575) 527-5972  
Email: srounds@lcpk.k12.nm.us or krobles@lcpk.k12.nm.us

### **NMAA Commission Representative**

Mr. Lawrence Johnson  
Alamogordo High School  
P. O. Box 650  
Alamogordo, NM 88311-0650  
Phone: (575) 812-5565  
Fax: (575) 812-5569  
Email: lawrence.johnson@aps4kids.org

***Note: Initial term lengths are staggered as per approved procedure. Subsequent elected terms will be for three years each.***

# **NEW MEXICO ACTIVITIES ASSOCIATION BOARD OF DIRECTORS' MEETING**



at APS Community Stadium  
September 25, 2013  
9:00 AM

**NOTE:** The Board will be hearing an appeal at 8:30 am, prior to the scheduled Board Meeting.

## **AGENDA**

**A= Action Item**

**D/I= Discussion / Information Item**

- |              |  |   |
|--------------|--|---|
| <b>I.</b>    | <b><i>Call Meeting to Order and Welcome</i></b><br><i>Roll Call – Ascertain Quorum</i><br>(A) Approval of Agenda<br>(A) Approval of Minutes (June 5, 2013)   | <i>Mindy Ioane, Admin. Assistant</i><br><i>Janel Ryan, Board President</i><br><i>Janel Ryan, Board President</i>  |
| <b>II.</b>   | <b><i>Executive Session (Financial, Legal, Personnel)</i></b>  |   |
| <b>III.</b>  | <b><i>NMAA Executive Directors' Report</i></b>   | <i>Sally Marquez, Executive Director</i>  |
| <b>IV.</b>   | <b><i>Financial Report</i></b><br>(D/I) NMAA Finance Report<br><br>(I) Annual Audit Report   | <i>Shari Kessler-Schwaner, Business Manager</i><br><br><i>Debbie Saunders, Saunders &amp; Associates</i>  |
| <b>V.</b>    | <b><i>NMAA Activities Report</i></b>   | <i>Dana Pappas, Deputy Director</i>   |
| <b>VI.</b>   | <b><i>New Mexico Officials Association Report</i></b>  | <i>Dana Pappas, Deputy Director</i>   |
| <b>VII.</b>  | <b><i>General Discussion / Information Items</i></b><br>(D/I) East Mountain High School presentation<br><br>(D/I) 6 and 8 man football<br><br>(D/I) Centralized championships (football)<br><br>(I) Upcoming Commission / Board elections                                  | <i>Doug Wine, David Naylor</i><br><br><i>Dusty Young, Associate Director</i><br><br><i>Dusty Young, Associate Director</i><br><br><i>Bill Cleland, Associate Director</i> |
| <b>VIII.</b> | <b><i>Sport Specific Action Items</i></b><br>(A) <b>Tennis:</b> Standardize match scoring for district contests<br><br>(A) <b>Tennis:</b> Standardize tie-breaking procedure for district placement<br><br>(A) <b>Track / Field:</b> Require Fully Automatic Timing (2016) | <i>Joe Butler, Assistant Director</i><br><br><i>Joe Butler, Assistant Director</i><br><br><i>Chris Kedge, Assistant Director</i>  |

(A) **Track / Field:** Remove bylaw 7.22.3 E (Finals Qualification)

*Chris Kedge, Assistant Director*

**IX. General Action Items**

(A) Policy to establish/maintain sports/activities  
(*Referenda*)

*Dana Pappas, Deputy Director*

(A) Remove bylaw item 6.7.7 A.6 (Boarding School foreign student)  
(*Referenda*)

*Sally Marquez, Executive Director*

(A) Classification/Alignment revision to NMAA Handbook, Section IV

*Bill Cleland, Associate Director*

**X. Consider Adjournment**

***Next Scheduled Board of Directors' Meeting – November 20, 2013 (NMAA)***

## **NMAA Board of Directors**

**June 5, 2013**

**9:00 AM**

### **NMAA Hall of Pride and Honor**

**Welcome** – Meeting called to order by Mrs. Janel Ryan, NMAA Board of Directors President, at 9:00 a.m. A roll call was conducted by Mrs. Mindy Ioane, NMAA Administrative Assistant, and the following members were present.

Mr. Anthony Casados (Small Area A)  
Mr. Paul Benoit (Small Area B)  
Mr. Bill Green (Small Area C - Vice President)  
Mr. Winston Brooks (Large School District I)  
Dr. Crit Caton (At-Large Member)  
Mrs. Janel Ryan (Large Area A - President)  
Mr. T.J. Parks (Large Area B)  
Dr. George Straface (Large Area C)  
Mr. Stan Rounds (Large School District II)  
Mr. Adan Delgado (Large Area D)  
Mr. Lawrence Johnson (NMAA Commission Representative)

The following members were not present:

Mr. Buddy Little (Small Area D)  
Mr. Dion Sandoval (NM School Board Association)

Eleven members present representing a quorum.

### **Approval of Agenda:**

Mrs. Ryan asked for a motion to approve the agenda, with the inclusion of the addendum agenda. Mr. Casados made the motion to approve the agendas as presented. Mr. Rounds seconded the motion. A vote was taken and passed unanimously (11-0).

### **Approval of Minutes:**

Mrs. Ryan asked for a motion to approve the minutes of the February 27, 2013 meeting. Mr. Rounds made the motion to approve the minutes as presented. Mr. Delgado seconded the motion. A vote was taken and passed unanimously (11-0).

### **Election of Board President/Vice President:**

Mr. Casados nominated Mrs. Janel Ryan as President of the Board of Directors for a new two year term. Mr. Green seconded the motion. Mr. Rounds made a motion to affirm Mrs. Ryan as President of the Board of Directors by acclamation. Dr. Straface seconded the motion. A vote was taken and affirmed unanimously. (11-0)

Mr. Green nominated Mr. T.J. Parks to serve as Vice President of the Board of Directors for a two year term. Mr. Rounds made a motion to affirm Mr. Parks as Vice President of the Board of Directors by acclamation. Dr. Straface seconded the motion. A vote was taken and affirmed unanimously. (11-0)

**Executive Session:**

Mrs. Ryan asked for a motion to enter into executive session to discuss financial, legal, and personnel issues at 9:07 a.m. Dr. Straface made the motion to enter into executive session. Mr. Rounds seconded the motion. A roll call vote was taken and passed unanimously (11-0).

Mrs. Ryan stated that there were no actions taken concerning financial, legal, or personnel issues. Mrs. Ryan asked for a motion to reconvene the meeting at 9:28 a.m.

**NMAA Directors' Report**

Ms. Sally Marquez, NMAA Executive Director, discussed two (2) items on her report: 1) the success of the Spring Sports State Championships and 2) the Board of Directors retreat which was held on June 4, 2013.

**Financial Report:**

Ms. Sally Marquez, NMAA Executive Director, presented the proposed 2013-2014 NMAA Budget to the Board of Directors. (Action Item) Mr. Rounds made a motion to accept the budget as presented. Mr. Benoit seconded the motion. A vote was taken and passed. (10-1)

Mrs. Shari Kessler-Schwaner, NMAA Business Manager, presented the 2012-2013 Ticket Sales report and the 2012-2013 Winter Sports report.

**NMAA Activities Report:**

Ms. Dana Pappas, NMAA Deputy Director, presented the outcome of the following Spring Activities Events:

NMASC State Conference (February 14-16) at Atrisco Heritage HS.  
Over 1100 student participants.

State Bowling (February 16) – Ten Pins in Rio Rancho  
Class 5A – Manzano High School  
Class 4A – Piedra Vista High School  
Class A-3A – Pojoaque High School

BPA (February 18-20)  
State Champion: Fort Sumner High School

DECA (February 21-23)  
Chapter Banner (1<sup>st</sup> Place): Rio Rancho High School

English Expo (February 23)

Science Olympiad (February 23) in Socorro  
700 students from over 50 Middle and High schools competed.



Speech & Debate (February 28-March 3)

1<sup>st</sup> Place – East Mountain High School

2<sup>nd</sup> Place – Albuquerque Academy

3<sup>rd</sup> Place – La Cueva High School

HOSA (February 28-March 3)

FCCLA (March 7-9)

Skills USA (April 3-6)

Science Fair (April 4-5) in Socorro

Over 250 Middle and High School students competed.

Scholastic Publications (April 13) at Highland High School

1<sup>st</sup> Highland High School

2<sup>nd</sup> (tie) Sandia Prep & Volcano Vista

State Chess (April 18-19) Marriott Pyramid

Class A/2A Results: Co Champions – Bosque and Academy for Technology & the Classics

3<sup>rd</sup> Place – ABQ Institute for Math & Science (AIMS)

Class 3A Results: 1<sup>st</sup> – Taos; 2<sup>nd</sup> – St. Michael's; 3<sup>rd</sup> – Silver

Class 4A/5A Results: 1<sup>st</sup> - ABQ Academy; 2<sup>nd</sup> - Los Alamos; 3<sup>rd</sup> - Rio Rancho

Athletic Training Challenge (April 21) at Cibola High School

105 Participants

Team Placing by those with a full 4-member team:

1<sup>st</sup> Rio Rancho 280

2<sup>nd</sup> Gadsden 235

3<sup>rd</sup> Santa Teresa 231.75

JROTC

April 11-13 @ ABQ Convention Center (Rifle Portion)

April 27 @ Piedra Vista HS (Drill & Physical Fitness Portion)

Precision Rifle Results: 1<sup>st</sup> – Volcano Vista

Sporter Rifle Results: 1<sup>st</sup> – Kirtland Central

Physical Fitness Results: 1<sup>st</sup> – La Cueva

Drill Results: 1<sup>st</sup> – Grants

TSA (April 28-30)

Show Choir (April 5)

Middle School/Junior High – Eisenhower Middle School Five Star

High School Treble – Eldorado High School 24 Carat

High School Mixed – Eldorado High School Gold Rush

Choir (April 19-20)

MS	Eisenhower Middle School
A-2A	Victory Christian School
3A	New Mexico School for the Arts
4A	Piedra Vista High School
5A	Carlsbad High School

Band (April 26-27)

MS	Eisenhower Middle School
A-2A	Capitan High School
3A	Cobre High School
4A	Deming High School
5A	Eldorado High School

Ms. Pappas also thanked Rio Rancho Public School band students, Cleveland High School theater students and the Cleveland High School staff for their assistance with the Choir/Show Choir and Band Championships. She also discussed the upcoming Rodeo Championships which will be held June 5-9, 2013 in Lovington, New Mexico.

**New Mexico Officials Association Report:**

Ms. Dana Pappas, NMAA Deputy Director, discussed four items on her report: (1) Number of individuals registered with the NMOA increased from 1718 to 1760, however, registrations decreased from 2399 to 2317, indicating that multi-sport officials are in decline; (2) NMOA State Clinic will be held on Saturday, July 27, 2013 at the Hyatt Regency Downtown in Albuquerque where they will be celebrating "60 Years of Great Calls"; (3) Basketball camps will be held in Pojoaque, Albuquerque and Las Cruces. The NMOA is considering a proposal to require camps for state tournament eligibility; and (4) NASO Summit Theme has been developed for 2014 in Albuquerque, "A Whole New Ballgame: Safe, Secure and By the Rules."

**Sports Specific Action Items:**

Football: 8-Man Football Change to 3 Districts (Action Item): Mr. Dusty Young, NMAA Associate Director, discussed a proposal to add a third district to 8-man football to better balance the districts and to align 8-man football with 11-man Class A football, which also will have 11 teams participating in the 2013-14 school year. The rationale is that with the addition of Alamo Navajo to 8-man football, it was felt that the 8-man schools should be split into 3 districts, the same number of districts as 11-man Class A football. There would be no change to the number of teams qualifying for State (6), but there would be one more district champion. Mr. Green made the motion to accept the proposal as presented. Mr. Benoit seconded the motion. A vote was taken and passed unanimously (11-0).

**General Action Items:**

Physical Fitness & Participant Insurance for JROTC, Bowling, and Rodeo (Action Item) (Referendum Item): Mr. Dusty Young, NMAA Associate Director, asked the Board to consider a proposal that would require JROTC, bowling, and rodeo competitors to follow

the same physical fitness and insurance regulations as listed for athletes in Sections 6.15 and 6.16 of the NMAA Handbook, beginning with the 2013-2014 school year. The rationale is that the activities of JROTC, bowling and rodeo all require competitors to physically exert themselves. Because of this, students competing in these activities should go through the same physical examination process as those students that participate in sports. Additionally, participation in each of these activities can result in injury and therefore students should be required to be covered by accident/injury insurance. Mr. Delgado made a motion to accept the proposal as presented. Mr. Rounds seconded the motion. A vote was taken and passed unanimously (11-0).

Audit of NMAA Finances (Action Item): Ms. Sally Marquez, NMAA Executive Director, presented a proposal requiring that an audit take place every year, changing section 1.3F of the NMAA Handbook that currently states, "Financial reports of the Association are audited every two (2) years by a Certified Public Accountant. Copies of the audited financial statements are provided to the State Education Agency." The rationale to this proposal is that the NM Attorney General requires non-profit organizations to file a copy of IRS form 990 annually. It further states that "Organizations that file IRS Form 990 and have more than \$500,000 in gross revenues must also submit a copy of a full audit conducted by an independent CPA." Mr. Brooks made a motion to accept the proposal as presented. Mr. Rounds seconded the motion. A vote was taken and passed unanimously (11-0).

Modify NMAA Handbook regarding Appeals Review Committee (Action Item) (Referendum Item): Ms. Sally Marquez, NMAA Executive Director, presented a proposal to delete the sentence, "For an appeal to be heard, current superintendents/headmasters of NMAA member schools must make up the **majority** of the Appeals Review Committee." from NMAA Bylaw, 13.1.1 Right of an Appeal. The rationale for this proposal is that retired superintendents who understand the rules and regulations of the NMAA might have more time available to serve on the Appeals Review Committee. Due to the demands on current superintendents, at times it is not feasible to have a committee composed of a majority of current superintendents/headmasters. Dr. Straface made a motion to accept the proposal as presented. Mr. Johnson seconded the motion. Discussion ensued. A vote was taken and the proposal failed (11-0).

Establishment of an NMAA transgender policy (Action Item) (Referendum Item): Ms. Sally Marquez, NMAA Executive Director, discussed the need for the NMAA to adopt a policy in regards to transgender participation in athletic competition as recommended by the NFHS. Ms. Marquez presented New Jersey's Transgender Policy that was modified and then approved by the NMAA Commission on May 22, 2013. Ms. Marquez also presented a letter from the NJSIAA attorney and the Colorado Association's policy for review. Mr. Rounds made a motion to table the proposal as presented and moved to amend Bylaw 6.1, which currently states, "Students participating as athletes are required to compete in the gender listed on their physical form (must be signed by a physician)". This would be changed to "Students participating as athletes are required to compete in

the gender listed on their original or amended birth certificate.” Mr. Brooks seconded the motion. A vote was taken and passed unanimously (11-0).

Break 10:00 a.m. – 10:18 a.m.

Classification / Alignment Timeline (Action Item): Mr. Bill Cleland, NMAA Associate Director, asked the Board to consider a revision to the Alignment and Classification Timeline for the 2014-2015, 2015-2016 block that was originally presented to the Board on December 1, 2011. Schools are asking for a decision on Classification and Alignment as close to submission of the 40-day count as possible. They typically begin next year’s scheduling process for Fall sports near the end of a Fall season. The proposal is as follows:

June 5, 2013 – Board to require schools to submit 2013-14 40 day enrollment numbers (grades 9 thru 12) to the NMAA at the same time as they submit them to the PED (roughly mid-October 2013).

September 25, 2013 – Board to vote on Appeals process for Classification and Alignment for the 2014-2015/2015-2016 block.

November 20, 2013 – Board to vote on Classifications/Districts for the 2014-2015/2015-2016 block.

December 5, 2013 – Member school appeals.

Two members of the audience, Kim Loomis, Santa Fe Public School’s District Athletic Director and Linda Hale, Hatch Valley Public School Superintendent, asked the Board to revisit/revote on Classification and Alignment proposals C3 and C4. Mr. Benoit made the motion to accept the timeline proposal as presented. Mr. Casados seconded the motion. A vote was taken and passed unanimously (11-0).

Cross Country: Class 2A increase to six districts for 2013-2014 school year (Action Item): Mr. Rudy Aragon, NMAA Assistant Director, asked the Board to consider a proposal that would allow Class 2A to consist of 6 Districts as opposed to the 4 districts that it currently has. This would allow parity amongst classifications with regards to the sport of Cross Country. Mr. Parks made the motion to accept the proposal as presented. Mr. Casados seconded the motion. A vote was taken and passed unanimously (11-0).

#### **General Discussion/Informational Items:**

Rules clinic discussion, online or face-to-face: Ms. Sally Marquez, NMAA Executive Director, discussed the 2012-2013 face-to-face basketball rules clinics that were conducted in various locations statewide. She asked for recommendations from the Board on expanding the face-to-face rules clinics to the sport of soccer, as well as their thoughts on face-to-face versus online clinics in general.

NFHS electronic devices policy: Ms. Sally Marquez, NMAA Executive Director, discussed the new sports-specific policies adopted so far by the NFHS. It remains to be seen how the Spring Sports will be handled but it is assumed electronic devices will be allowed as they will be for Fall and Winter sports.

NMAA Foundation Golf Tournament Recap: Mr. Dusty Young, NMAA Associate Director, discussed the success of the June 3, 2013 Golf Tournament that took place at Tanoan Country Club. Forty-five teams competed in the event.

**Consider Adjournment:**

Members of the audience asked the Board to discuss Classification and Alignment, specifically the appeal process. Several Board members spoke with members of the audience answering their questions and posing questions of their own.

Mrs. Ryan asked for a motion to adjourn the meeting at 11:12 a.m. A motion was made by Mr. Green. Mr. Rounds seconded the motion. A vote was taken and passed unanimously (11-0).

**Next Board of Directors Meeting Date:** September 25, 2013

# ALL SPORTS 2012-2013

	<u>Jul '12 - Jun 13</u>	<u>Budget</u>	<u>\$ Over Budget</u>	<u>% of Budget</u>
<b>Income</b>				
4066 · MISC INCOME	530.00			
4111 · GATE RECEIPTS				
4111-01 · GATE RECEIPTS (RESERVED)	142,060.00	139,000.00	3,060.00	102.2%
4111-02 · COACHES PASSES	3,026.00			
4111-03 · SUITES	5,073.99			
4111 · GATE RECEIPTS - Other	1,594,562.00	1,699,000.00	-104,438.00	93.85%
<b>Total 4111 · GATE RECEIPTS</b>	<b>1,744,721.99</b>	<b>1,838,000.00</b>	<b>-93,278.01</b>	<b>94.93%</b>
4114 · SPONSORSHIPS	284,200.00	233,000.00	51,200.00	121.97%
4115-01 · BANQUET INCOME	400.00			
4116 · T-SHIRT & CONCESSIONS	144,247.77	130,800.00	13,447.77	110.28%
4119 · WRESTLING ASSESSMENT FEES	11,250.58	10,500.00	750.58	107.15%
4126-01 · LATE FEE	1,300.00			
4126 · CORPORATE SHARE	802.50	2,000.00	-1,197.50	40.13%
<b>Total Income</b>	<b>2,187,452.84</b>	<b>2,214,300.00</b>	<b>-26,847.16</b>	<b>98.79%</b>
<b>Expense</b>				
6183 · CASH OVER/SHORT EXP	175.32			
7011 · OFFICIALS/ADJUDICATORS	203,193.66	211,000.00	-7,806.34	96.3%
7012 · EVENT PERSONNEL				
7016 · NMAA STAFF	16,337.00	19,510.00	-3,173.00	83.74%
7033 · HONORARIUM	75.00			
7012 · EVENT PERSONNEL - Other	344,505.73	363,350.00	-18,844.27	94.81%
<b>Total 7012 · EVENT PERSONNEL</b>	<b>360,917.73</b>	<b>382,860.00</b>	<b>-21,942.27</b>	<b>94.27%</b>
7013 · FACILITY COSTS	124,616.25	127,000.00	-2,383.75	98.12%
7014 · SECURITY	82,143.59	114,400.00	-32,256.41	71.8%
7015 · TROPHIES/MEDALS/AWARDS	46,340.97	42,700.00	3,640.97	108.53%
7017 · MEALS	10,379.97	10,850.00	-470.03	95.67%
7018 · TRAVEL				
7018D · TAXABLE TRAVEL EXPENSES	266.39			
7018 · TRAVEL - Other	10,424.90	9,700.00	724.90	107.47%
<b>Total 7018 · TRAVEL</b>	<b>10,691.29</b>	<b>9,700.00</b>	<b>991.29</b>	<b>110.22%</b>
7021 · PROGRAMS/PRINTING	24,108.19	38,200.00	-14,091.81	63.11%
7022 · SUPPLIES & EQUIPMENT	66,419.55	52,650.00	13,769.55	126.15%
7023 · VISITING TEAM SHARE	49,683.85	43,000.00	6,683.85	115.54%
7024 · HOST SCHOOL SHARE	51,333.62	43,000.00	8,333.62	119.38%
7025 · SCHOOL SHARE	74,828.39	70,000.00	4,828.39	106.9%
7026 · HOSPITALITY	28,094.92	18,750.00	9,344.92	149.84%
7028 · WEIGHT MGT	11,432.03	11,500.00	-67.97	99.41%
7031 · REUNION/HALL OF FAME EXPENSES	8,083.58	11,000.00	-2,916.42	73.49%
7048 · SPIRIT SUMMIT EXP	0.00	1,000.00	-1,000.00	0.0%
7112 · TICKETLEAP FEES	5.94			
<b>Total Expense</b>	<b>1,152,448.85</b>	<b>1,187,610.00</b>	<b>-35,161.15</b>	<b>97.04%</b>
<b>NET INCOME</b>	<b>1,035,003.99</b>	<b>1,026,690.00</b>	<b>8,313.99</b>	<b>100.81%</b>

# FALL SPORTS 2012-2013

	Jul '12 - Jun 13	Budget	\$ Over Budget	% of Budget
<b>Income</b>				
4111 · GATE RECEIPTS	556,749.00	559,000.00	-2,251.00	99.6%
4114 · SPONSORSHIPS	94,000.03	80,000.00	14,000.03	117.5%
4116 · T-SHIRT& CONCESSIONS	48,222.14	44,000.00	4,222.14	109.6%
<b>Total Income</b>	<b>698,971.17</b>	<b>683,000.00</b>	<b>15,971.17</b>	<b>102.3%</b>
<b>Expense</b>				
6183 · CASH OVER/SHORT EXP	-31.48			
7011 · OFFICIALS/ADJUDICATORS	74,739.55	70,800.00	3,939.55	105.6%
7012 · EVENT PERSONNEL				
7016 · NMAA STAFF	7,326.00	9,754.00	-2,428.00	75.1%
7012 · EVENT PERSONNEL - Other	77,293.24	82,850.00	-5,556.76	93.3%
<b>Total 7012 · EVENT PERSONNEL</b>	<b>84,619.24</b>	<b>92,604.00</b>	<b>-7,984.76</b>	<b>91.4%</b>
7013 · FACILITY COSTS	8,017.01	7,000.00	1,017.01	114.5%
7014 · SECURITY	16,653.24	18,900.00	-2,246.76	88.1%
7015 · TROPHIES/MEDALS/AWARDS	10,936.12	11,300.00	-363.88	96.8%
7017 · MEALS	1,597.29	2,200.00	-602.71	72.6%
7018 · TRAVEL	1,158.80	2,000.00	-841.20	57.9%
7021 · PROGRAMS/PRINTING	5,892.00	10,400.00	-4,508.00	56.7%
7022 · SUPPLIES & EQUIPMENT	15,425.60	17,450.00	-2,024.40	88.4%
7023 · VISITING TEAM SHARE	49,683.85	43,000.00	6,683.85	115.5%
7024 · HOST SCHOOL SHARE	51,333.62	43,000.00	8,333.62	119.4%
7026 · HOSPITALITY	1,569.96	2,000.00	-430.04	78.5%
7112 · TICKETLEAP FEES	4.50			
<b>Total Expense</b>	<b>321,599.30</b>	<b>320,654.00</b>	<b>945.30</b>	<b>100.3%</b>
<b>Net Income</b>	<b>377,371.87</b>	<b>362,346.00</b>	<b>15,025.87</b>	<b>104.1%</b>

## SOCCER 2012-2013

	Jul '12 - Jun 13	Budget	\$ Over Budget	% of Budget
<b>Income</b>				
4111 · GATE RECEIPTS	46,895.00	53,000.00	-6,105.00	88.5%
4114 · SPONSORSHIPS	21,000.00	17,500.00	3,500.00	120.0%
4116 · T-SHIRT& CONCESSIONS	11,000.00	10,000.00	1,000.00	110.0%
<b>Total Income</b>	<b>78,895.00</b>	<b>80,500.00</b>	<b>-1,605.00</b>	<b>98.0%</b>
<b>Expense</b>				
6183 · CASH OVER/SHORT EXP	-30.50			
7011 · OFFICIALS/ADJUDICATORS	15,503.04	15,000.00	503.04	103.4%
7012 · EVENT PERSONNEL				
7016 · NMAA STAFF	1,000.00	1,000.00	0.00	100.0%
7012 · EVENT PERSONNEL - Other	4,740.00	5,800.00	-1,060.00	81.7%
<b>Total 7012 · EVENT PERSONNEL</b>	<b>5,740.00</b>	<b>6,800.00</b>	<b>-1,060.00</b>	<b>84.4%</b>
7014 · SECURITY	3,703.02	2,000.00	1,703.02	185.2%
7015 · TROPHIES/MEDALS/AWARDS	1,825.10	1,800.00	25.10	101.4%
7017 · MEALS	582.98	1,000.00	-417.02	58.3%
7018 · TRAVEL	0.00	100.00	-100.00	0.0%
7021 · PROGRAMS/PRINTING	979.00	1,500.00	-521.00	65.3%
7022 · SUPPLIES & EQUIPMENT	914.54	1,000.00	-85.46	91.5%
<b>Total Expense</b>	<b>29,217.18</b>	<b>29,200.00</b>	<b>17.18</b>	<b>100.1%</b>
<b>Net Income</b>	<b>49,677.82</b>	<b>51,300.00</b>	<b>-1,622.18</b>	<b>96.8%</b>

## FOOTBALL 2012-2013

	Jul '12 - Jun 13	Budget	\$ Over Budget	% of Budget
<b>Income</b>				
4111 · GATE RECEIPTS	423,553.00	415,000.00	8,553.00	102.1%
4114 · SPONSORSHIPS	35,000.01	30,000.00	5,000.01	116.7%
4116 · T-SHIRT& CONCESSIONS	15,000.00	14,000.00	1,000.00	107.1%
<b>Total Income</b>	<b>473,553.01</b>	<b>459,000.00</b>	<b>14,553.01</b>	<b>103.2%</b>
<b>Expense</b>				
6183 · CASH OVER/SHORT EXP	-0.23			
7011 · OFFICIALS/ADJUDICATORS	36,033.65	31,000.00	5,033.65	116.2%
7012 · EVENT PERSONNEL				
7016 · NMAA STAFF	4,326.00	6,754.00	-2,428.00	64.1%
7012 · EVENT PERSONNEL - Other	33,557.31	34,000.00	-442.69	98.7%
<b>Total 7012 · EVENT PERSONNEL</b>	<b>37,883.31</b>	<b>40,754.00</b>	<b>-2,870.69</b>	<b>93.0%</b>
7013 · FACILITY COSTS	1,595.00			
7014 · SECURITY	11,857.84	15,000.00	-3,142.16	79.1%
7015 · TROPHIES/MEDALS/AWARDS	4,502.32	3,800.00	702.32	118.5%
7017 · MEALS	386.07	700.00	-313.93	55.2%
7018 · TRAVEL	712.35	1,500.00	-787.65	47.5%
7021 · PROGRAMS/PRINTING	3,135.00	6,000.00	-2,865.00	52.3%
7022 · SUPPLIES & EQUIPMENT	582.57	750.00	-167.43	77.7%
7023 · VISITING TEAM SHARE	49,683.85	43,000.00	6,683.85	115.5%
7024 · HOST SCHOOL SHARE	51,333.62	43,000.00	8,333.62	119.4%
<b>Total Expense</b>	<b>197,705.35</b>	<b>185,504.00</b>	<b>12,201.35</b>	<b>106.6%</b>
<b>Net Income</b>	<b>275,847.66</b>	<b>273,496.00</b>	<b>2,351.66</b>	<b>100.9%</b>



## CROSS COUNTRY 2012-2013

	Jul '12 - Jun 13	Budget	\$ Over Budget	% of Budget
<b>Income</b>				
4111 · GATE RECEIPTS	23,524.00	21,000.00	2,524.00	112.0%
4114 · SPONSORSHIPS	16,000.01	15,000.00	1,000.01	106.7%
4116 · T-SHIRT& CONCESSIONS	11,000.00	10,000.00	1,000.00	110.0%
<b>Total Income</b>	<b>50,524.01</b>	<b>46,000.00</b>	<b>4,524.01</b>	<b>109.8%</b>
<b>Expense</b>				
6183 · CASH OVER/SHORT EXP	-3.75			
7012 · EVENT PERSONNEL				
7016 · NMAA STAFF	1,000.00	1,000.00	0.00	100.0%
7012 · EVENT PERSONNEL - Other	4,065.81	4,350.00	-284.19	93.5%
<b>Total 7012 · EVENT PERSONNEL</b>	<b>5,065.81</b>	<b>5,350.00</b>	<b>-284.19</b>	<b>94.7%</b>
7014 · SECURITY	1,092.38	900.00	192.38	121.4%
7015 · TROPHIES/MEDALS/AWARDS	3,161.00	2,700.00	461.00	117.1%
7017 · MEALS	468.80	300.00	168.80	156.3%
7018 · TRAVEL	268.29	200.00	68.29	134.1%
7021 · PROGRAMS/PRINTING	732.00	1,100.00	-368.00	66.5%
7022 · SUPPLIES & EQUIPMENT	7,179.10	8,700.00	-1,520.90	82.5%
<b>Total Expense</b>	<b>17,963.63</b>	<b>19,250.00</b>	<b>-1,286.37</b>	<b>93.3%</b>
<b>Net Income</b>	<b>32,560.38</b>	<b>26,750.00</b>	<b>5,810.38</b>	<b>121.7%</b>

## VOLLEYBALL 2012-2013

	Jul '12 - Jun 13	Budget	\$ Over Budget	% of Budget
<b>Income</b>				
4111 · GATE RECEIPTS	62,777.00	70,000.00	-7,223.00	89.7%
4114 · SPONSORSHIPS	22,000.01	17,500.00	4,500.01	125.7%
4116 · T-SHIRT& CONCESSIONS	11,222.14	10,000.00	1,222.14	112.2%
<b>Total Income</b>	<b>95,999.15</b>	<b>97,500.00</b>	<b>-1,500.85</b>	<b>98.5%</b>
<b>Expense</b>				
6183 · CASH OVER/SHORT EXP	3.00			
7011 · OFFICIALS/ADJUDICATORS	23,202.86	24,800.00	-1,597.14	93.6%
7012 · EVENT PERSONNEL				
7016 · NMAA STAFF	1,000.00	1,000.00	0.00	100.0%
7012 · EVENT PERSONNEL - Other	34,930.12	38,700.00	-3,769.88	90.3%
<b>Total 7012 · EVENT PERSONNEL</b>	<b>35,930.12</b>	<b>39,700.00</b>	<b>-3,769.88</b>	<b>90.5%</b>
7013 · FACILITY COSTS	6,422.01	7,000.00	-577.99	91.7%
7014 · SECURITY	0.00	1,000.00	-1,000.00	0.0%
7015 · TROPHIES/MEDALS/AWARDS	1,447.70	3,000.00	-1,552.30	48.3%
7017 · MEALS	159.44	200.00	-40.56	79.7%
7018 · TRAVEL	178.16	200.00	-21.84	89.1%
7021 · PROGRAMS/PRINTING	1,046.00	1,800.00	-754.00	58.1%
7022 · SUPPLIES & EQUIPMENT	6,749.39	7,000.00	-250.61	96.4%
7026 · HOSPITALITY	1,569.96	2,000.00	-430.04	78.5%
7112 · TICKETLEAP FEES	4.50			
<b>Total Expense</b>	<b>76,713.14</b>	<b>86,700.00</b>	<b>-9,986.86</b>	<b>88.5%</b>
<b>Net Income</b>	<b>19,286.01</b>	<b>10,800.00</b>	<b>8,486.01</b>	<b>178.6%</b>

# WINTER SPORTS 2012-2013

	<u>Jul '12 - Jun 13</u>	<u>Budget</u>	<u>\$ Over Budget</u>	<u>% of Budget</u>
<b>Income</b>				
4066 - Misc Income	530.00			
4111 - GATE RECEIPTS				
4111-01 - GATE RECEIPTS (RESERVED)	142,060.00	139,000.00	3,060.00	102.2%
4111-02 - COACHES PASSES	3,010.00			
4111-03 - SUITES	5,073.99			
4111 - GATE RECEIPTS - Other	871,460.00	968,000.00	-96,540.00	90.2%
Total 4111 - GATE RECEIPTS	1,021,603.99	1,107,000.00	-85,393.01	92.3%
4114 - SPONSORSHIPS	100,450.00	82,500.00	17,950.00	121.8%
4115-01 - BANQUET INCOME	400.00			
4116 - T-SHIRT& CONCESSIONS	44,225.63	44,800.00	-574.37	98.7%
4119 - WRESTLING ASSESSMENT FEES	10,905.58	10,500.00	405.58	103.9%
4126-01 LATE FEES	1,300.00			
4126 - CORPORATE SHARE	802.50	2,000.00	-1,197.50	40.1%
Total Income	1,180,217.70	1,246,800.00	-66,582.30	94.7%
<b>Expense</b>				
6183 - CASH OVER/SHORT EXP	220.35			
7011 - OFFICIALS/ADJUDICATORS	87,248.99	92,200.00	-4,951.01	94.6%
7012 - EVENT PERSONNEL	189,808.57	214,626.00	-24,817.43	88.4%
7013 - FACILITY COSTS	86,185.21	93,000.00	-6,814.79	92.7%
7014 - SECURITY	64,251.25	77,500.00	-13,248.75	82.9%
7015 - TROPHIES/MEDALS/AWARDS	15,573.31	13,100.00	2,473.31	118.9%
7017 - MEALS	2,002.56	1,550.00	452.56	129.2%
7018 - TRAVEL	7,549.01	5,300.00	2,249.01	142.4%
7021 - PROGRAMS/PRINTING	13,203.50	17,700.00	-4,496.50	74.6%
7022 - SUPPLIES & EQUIPMENT	25,990.46	11,400.00	14,590.46	228.0%
7025 - SCHOOL SHARE	74,828.39	70,000.00	4,828.39	106.9%
7026 - HOSPITALITY	26,524.96	16,750.00	9,774.96	158.4%
7028 - WEIGHT MGT	11,432.03	11,500.00	-67.97	99.4%
7031 - REUNION/HALL OF FAME EXPENSES	8,083.58	11,000.00	-2,916.42	73.5%
7048 - SPIRIT SUMMIT EXPENSE		1,000.00	-1,000.00	0.0%
7112 - TICKET LEAP EXPENSES	1.44			
Total Expense	612,903.61	636,626.00	-23,722.39	96.3%
<b>Net Income</b>	<b>567,314.09</b>	<b>610,174.00</b>	<b>-42,859.91</b>	<b>93.0%</b>

## SWIMMING & DIVING 2012-2013

	<u>Jul '12 - Jun 13</u>	<u>Budget</u>	<u>\$ Over Budget</u>	<u>% of Budget</u>
<b>Income</b>				
4111 · GATE RECEIPTS	10,021.00	11,000.00	-979.00	91.1%
4114 · SPONSORSHIPS	12,000.00	10,000.00	2,000.00	120.0%
4116 · T-SHIRT& CONCESSIONS	5,000.00	3,000.00	2,000.00	166.7%
<b>Total Income</b>	<b>27,021.00</b>	<b>24,000.00</b>	<b>3,021.00</b>	<b>112.6%</b>
<b>Expense</b>				
6183 · CASH OVER/SHORT EXP	-2.35			
7011 · OFFICIALS/ADJUDICATORS	3,000.00	2,600.00	400.00	115.4%
7012 · EVENT PERSONNEL	3,976.50	3,500.00	476.50	113.6%
7014 · SECURITY	3,905.81	3,000.00	905.81	130.2%
7015 · TROPHIES/MEDALS/AWARDS	2,354.76	2,300.00	54.76	102.4%
7017 · MEALS	98.49	50.00	48.49	197.0%
7018 · TRAVEL	105.93			
7021 · PROGRAMS/PRINTING	300.00	1,300.00	-1,000.00	23.1%
7022 · SUPPLIES & EQUIPMENT	1,520.54	1,000.00	520.54	152.1%
7026 · HOSPITALITY	926.84	750.00	176.84	123.6%
<b>Total Expense</b>	<b>16,186.52</b>	<b>14,500.00</b>	<b>1,686.52</b>	<b>111.6%</b>
<b>Net Income</b>	<b>10,834.48</b>	<b>9,500.00</b>	<b>1,334.48</b>	<b>114.0%</b>

## WRESTLING 2012-2013

	<u>Jul '12 - Jun 13</u>	<u>Budget</u>	<u>\$ Over Budget</u>	<u>% of Budget</u>
<b>Income</b>				
4111 · GATE RECEIPTS				
4111-03 · SUITES	3,035.71			
4111 · GATE RECEIPTS - Other	50,002.00	42,000.00	8,002.00	119.1%
<b>Total 4111 · GATE RECEIPTS</b>	<b>53,037.71</b>	<b>42,000.00</b>	<b>11,037.71</b>	<b>126.3%</b>
4114 · SPONSORSHIPS	26,750.00	20,000.00	6,750.00	133.8%
4116 · T-SHIRT& CONCESSIONS	10,231.96	9,000.00	1,231.96	113.7%
4119 · WRESTLING ASSESSMENT FEES	10,905.58	10,500.00	405.58	103.9%
<b>Total Income</b>	<b>100,925.25</b>	<b>81,500.00</b>	<b>19,425.25</b>	<b>123.8%</b>
<b>Expense</b>				
7011 · OFFICIALS/ADJUDICATORS	6,959.57	7,750.00	-790.43	89.8%
7012 · EVENT PERSONNEL	22,258.43	22,250.00	8.43	100.0%
7013 · FACILITY COSTS	8,638.17	9,000.00	-361.83	96.0%
7014 · SECURITY	1,641.60	2,000.00	-358.40	82.1%
7015 · TROPHIES/MEDALS/AWARDS	1,985.40	1,800.00	185.40	110.3%
7017 · MEALS	591.49	500.00	91.49	118.3%
7018 · TRAVEL	122.04	300.00	-177.96	40.7%
7021 · PROGRAMS/PRINTING	506.00	400.00	106.00	126.5%
7022 · SUPPLIES & EQUIPMENT	3,878.91	3,900.00	-21.09	99.5%
7028 · WEIGHT MGT	11,432.03	11,500.00	-67.97	99.4%
<b>Total Expense</b>	<b>58,013.64</b>	<b>59,400.00</b>	<b>-1,386.36</b>	<b>97.7%</b>
<b>Net Income</b>	<b>42,911.61</b>	<b>22,100.00</b>	<b>20,811.61</b>	<b>194.2%</b>

## BASKETBALL 2012-2013

	Jul '12 - Jun 13	Budget	\$ Over Budget	% of Budget
<b>Income</b>				
4111 - GATE RECEIPTS				
4111-01 - GATE RECEIPTS (RESERVED)	140,750.00	139,000.00	1,750.00	101.3%
4111-02 - COACHES PASSES	3,050.00			
4111 - GATE RECEIPTS - Other	713,857.00	805,000.00	-91,143.00	88.7%
Total 4111 - GATE RECEIPTS	857,657.00	944,000.00	-86,343.00	90.9%
4114 - SPONSORSHIPS	41,050.01	32,500.00	8,550.01	126.3%
4115-01 - BANQUET INCOME	400.00			
4116 - T-SHIRT & CONCESSIONS	19,228.86	23,800.00	-4,571.14	80.8%
Total Income	918,335.87	1,000,300.00	-81,964.13	91.8%
<b>Expense</b>				
6183 - CASH OVER/SHORT EXP	204.26			
7011 - OFFICIALS/ADJUDICATORS	69,025.42	78,350.00	-9,324.58	88.1%
7012 - EVENT PERSONNEL	132,363.12	158,250.00	-25,886.88	83.6%
7013 - FACILITY COSTS	70,747.36	70,000.00	747.36	101.1%
7014 - SECURITY	57,643.64	70,500.00	-12,856.36	81.8%
7015 - TROPHIES/MEDALS/AWARDS	5,809.61	6,200.00	-390.39	93.7%
7017 - MEALS	309.50	500.00	-190.50	61.9%
7018 - TRAVEL	538.53			
7021 - PROGRAMS/PRINTING	10,342.50	14,000.00	-3,657.50	73.9%
7022 - SUPPLIES & EQUIPMENT	5,835.95	4,000.00	1,835.95	145.9%
7025 - SCHOOL SHARE	74,828.39	70,000.00	4,828.39	106.9%
7026 - HOSPITALITY	25,168.91	15,000.00	10,168.91	167.8%
7031 - REUNION/HALL OF FAME EXPENSES	8,083.58	11,000.00	-2,916.42	73.5%
Total Expense	460,900.77	497,800.00	-36,899.23	92.6%
<b>Net Income</b>	<b>457,435.10</b>	<b>502,500.00</b>	<b>-45,064.90</b>	<b>91.0%</b>

## SPIRIT 2012-2013

	Jul '12 - Jun 13	Budget	\$ Over Budget	% of Budget
<b>Income</b>				
4066 - MISC INCOME	530.00			
4111 - GATE RECEIPTS				
4111-01 - GATE RECEIPTS (RESERVED)	1,310.00			
4111-02 - COACHES PASSES	-40.00			
4111-03 - SUITES	2,038.28			
4111 - GATE RECEIPTS - Other	97,580.00	110,000.00	-12,420.00	88.7%
Total 4111 - GATE RECEIPTS	100,888.28	110,000.00	-9,111.72	91.7%
4114 - SPONSORSHIPS	20,649.99	20,000.00	649.99	103.2%
4116 - T-SHIRT & CONCESSIONS	9,764.81	9,000.00	764.81	108.5%
4126-01 - LATE FEE	1,300.00			
4126 - CORPORATE SHARE	802.50	2,000.00	-1,197.50	40.1%
Total Income	133,935.58	141,000.00	-7,064.42	95.0%
<b>Expense</b>				
6183 - CASH OVER/SHORT EXP	18.44			
7011 - OFFICIALS/ADJUDICATORS	8,264.00	3,500.00	4,764.00	236.1%
7012 - EVENT PERSONNEL				
7015 - NMAA STAFF	1,626.00	1,626.00	0.00	100.0%
7033 - HONORARIUM	75.00			
7012 - EVENT PERSONNEL - Other	29,509.52	29,000.00	509.52	101.8%
Total 7012 - EVENT PERSONNEL	31,210.52	30,626.00	584.52	101.9%
7013 - FACILITY COSTS	6,799.68	14,000.00	-7,200.32	48.6%
7014 - SECURITY	1,060.20	2,000.00	-939.80	53.0%
7015 - TROPHIES/MEDALS/AWARDS	5,423.54	2,800.00	2,623.54	193.7%
7017 - MEALS	1,003.08	500.00	503.08	200.6%
7018 - TRAVEL	6,782.51	5,000.00	1,782.51	135.7%
7021 - PROGRAMS/PRINTING	2,055.00	2,000.00	55.00	102.8%
7022 - SUPPLIES & EQUIPMENT	14,755.06	2,500.00	12,255.06	590.2%
7026 - HOSPITALITY	429.21	1,000.00	-570.79	42.9%
7048 - SPIRIT SUMMIT EXP	0.00	1,000.00	-1,000.00	0.0%
7112 - TICKETLEAP FEES	1.44			
Total Expense	77,802.68	64,926.00	12,876.68	119.8%
<b>Net Income</b>	<b>56,132.90</b>	<b>76,074.00</b>	<b>-19,941.10</b>	<b>73.8%</b>

# SPRING SPORTS 2012-2013

	<u>Jul '12 - Jun 13</u>	<u>Budget</u>	<u>\$ Over Budget</u>	<u>% of Budget</u>
<b>Income</b>				
4111 · GATE RECEIPTS				
4111-02 · COACHES PASSES	16.00			
4111 · GATE RECEIPTS - Other	166,353.00	172,000.00	-5,647.00	96.7%
Total 4111 · GATE RECEIPTS	166,369.00	172,000.00	-5,631.00	96.7%
4114 · SPONSORSHIPS	89,749.97	70,500.00	19,249.97	127.3%
4116 · T-SHIRT& CONCESSIONS	51,800.00	42,000.00	9,800.00	123.3%
Total Income	307,918.97	284,500.00	23,418.97	108.2%
<b>Expense</b>				
6183 · CASH OVER/SHORT EXP	-13.55			
7011 · OFFICIALS/ADJUDICATORS	41,205.12	48,000.00	-6,794.88	85.8%
7012 · EVENT PERSONNEL				
7016 · NMAA STAFF	7,385.00	8,130.00	-745.00	90.8%
7012 · EVENT PERSONNEL - Other	79,104.92	67,500.00	11,604.92	117.2%
Total 7012 · EVENT PERSONNEL	86,489.92	75,630.00	10,859.92	114.4%
7013 · FACILITY COSTS	30,414.03	27,000.00	3,414.03	112.6%
7014 · SECURITY	1,239.10	18,000.00	-16,760.90	6.9%
7015 · TROPHIES/MEDALS/AWARDS	19,831.54	18,300.00	1,531.54	108.4%
7017 · MEALS	6,780.12	7,100.00	-319.88	95.5%
7018 · TRAVEL				
7018D · TAXABLE TRAVEL EXPENSI	266.39			
7018 · TRAVEL - Other	1,717.09	2,400.00	-682.91	71.5%
Total 7018 · TRAVEL	1,983.48	2,400.00	-416.52	82.6%
7021 · PROGRAMS/PRINTING	5,012.69	10,100.00	-5,087.31	49.6%
7022 · SUPPLIES & EQUIPMENT	25,003.49	23,800.00	1,203.49	105.1%
Total Expense	217,945.94	230,330.00	-12,384.06	94.6%
<b>NET INCOME</b>	<b>89,973.03</b>	<b>54,170.00</b>	<b>35,803.03</b>	<b>166.1%</b>

## BASEBALL 2012-2013

	Jul '12 - Jun 13	Budget	\$ Over Budget	% of Budget
<b>Income</b>				
4111 · GATE RECEIPTS	53,321.00	71,000.00	-17,679.00	75.1%
4114 · SPONSORSHIPS	27,749.99	18,500.00	9,249.99	150.0%
4116 · T-SHIRT& CONCESSIONS	10,000.00	6,000.00	4,000.00	166.7%
<b>Total Income</b>	<b>91,070.99</b>	<b>95,500.00</b>	<b>-4,429.01</b>	<b>95.4%</b>
<b>Expense</b>				
6183 · CASH OVER/SHORT EXP	-3.00			
7011 · OFFICIALS/ADJUDICATORS	13,087.63	15,000.00	-1,912.37	87.3%
7012 · EVENT PERSONNEL				
7016 · NMAA STAFF	1,326.00	1,626.00	-300.00	81.6%
7012 · EVENT PERSONNEL - Other	15,558.40	11,000.00	4,558.40	141.4%
<b>Total 7012 · EVENT PERSONNEL</b>	<b>16,884.40</b>	<b>12,626.00</b>	<b>4,258.40</b>	<b>133.7%</b>
7013 · FACILITY COSTS	3,504.42	6,000.00	-2,495.58	58.4%
7014 · SECURITY	343.06	1,000.00	-656.94	34.3%
7015 · TROPHIES/MEDALS/AWARDS	1,446.75	1,500.00	-53.25	96.5%
7017 · MEALS	387.00	1,000.00	-613.00	38.7%
7018 · TRAVEL	0.00	500.00	-500.00	0.0%
7021 · PROGRAMS/PRINTING	1,000.00	2,000.00	-1,000.00	50.0%
7022 · SUPPLIES & EQUIPMENT	1,127.68	1,000.00	127.68	112.8%
<b>Total Expense</b>	<b>37,777.94</b>	<b>40,626.00</b>	<b>-2,848.06</b>	<b>93.0%</b>
<b>NET INCOME</b>	<b>53,293.05</b>	<b>54,874.00</b>	<b>-1,580.95</b>	<b>97.1%</b>

## SOFTBALL 2012-2013

	Jul '12 - Jun 13	Budget	\$ Over Budget	% of Budget
<b>Income</b>				
4111 · GATE RECEIPTS	32,115.00	30,000.00	2,115.00	107.1%
4114 · SPONSORSHIPS	17,999.99	15,000.00	2,999.99	120.0%
4116 · T-SHIRT& CONCESSIONS	13,000.00	12,000.00	1,000.00	108.3%
<b>Total Income</b>	<b>63,114.99</b>	<b>57,000.00</b>	<b>6,114.99</b>	<b>110.7%</b>
<b>Expense</b>				
6183 · CASH OVER/SHORT EXP	-2.55			
7011 · OFFICIALS/ADJUDICATORS	19,897.49	24,000.00	-4,102.51	82.9%
7012 · EVENT PERSONNEL				
7016 · NMAA STAFF	1,181.00	1,626.00	-445.00	72.6%
7012 · EVENT PERSONNEL - Other	10,227.09	8,000.00	2,227.09	127.8%
<b>Total 7012 · EVENT PERSONNEL</b>	<b>11,408.09</b>	<b>9,626.00</b>	<b>1,782.09</b>	<b>118.5%</b>
7013 · FACILITY COSTS	1,113.52			
7014 · SECURITY	195.00	2,000.00	-1,805.00	9.8%
7015 · TROPHIES/MEDALS/AWARDS	1,309.15	1,200.00	109.15	109.1%
7017 · MEALS	210.41	100.00	110.41	210.4%
7018 · TRAVEL	112.44	400.00	-287.56	28.1%
7021 · PROGRAMS/PRINTING	720.00	1,000.00	-280.00	72.0%
7022 · SUPPLIES & EQUIPMENT	1,206.54	1,500.00	-293.46	80.4%
<b>Total Expense</b>	<b>36,170.09</b>	<b>39,826.00</b>	<b>-3,655.91</b>	<b>90.8%</b>
<b>NET INCOME</b>	<b>26,944.90</b>	<b>17,174.00</b>	<b>9,770.90</b>	<b>156.9%</b>

## GOLF 2012-2013

	<u>Jul '12 - Jun 13</u>	<u>Budget</u>	<u>\$ Over Budget</u>	<u>% of Budget</u>
<b>Income</b>				
4114 · SPONSORSHIPS	13,000.00	10,000.00	3,000.00	130.0%
4116 · T-SHIRT& CONCESSIONS	5,000.00	4,000.00	1,000.00	125.0%
<b>Total Income</b>	<b>18,000.00</b>	<b>14,000.00</b>	<b>4,000.00</b>	<b>128.6%</b>
<b>Expense</b>				
7012 · EVENT PERSONNEL				
7016 · NMAA STAFF	1,626.00	1,626.00	0.00	100.0%
7012 · EVENT PERSONNEL - Other	450.00	500.00	-50.00	90.0%
<b>Total 7012 · EVENT PERSONNEL</b>	<b>2,076.00</b>	<b>2,126.00</b>	<b>-50.00</b>	<b>97.6%</b>
7013 · FACILITY COSTS	15,000.00	15,000.00	0.00	100.0%
7015 · TROPHIES/MEDALS/AWARDS	1,459.72	1,600.00	-140.28	91.2%
7017 · MEALS	650.87	700.00	-49.13	93.0%
7018 · TRAVEL				
7018D · TAXABLE TRAVEL EXPENSI	266.39			
7018 · TRAVEL - Other	1,074.15	1,000.00	74.15	107.4%
<b>Total 7018 · TRAVEL</b>	<b>1,340.54</b>	<b>1,000.00</b>	<b>340.54</b>	<b>134.1%</b>
7021 · PROGRAMS/PRINTING	225.00	1,100.00	-875.00	20.5%
7022 · SUPPLIES & EQUIPMENT	36.66	1,500.00	-1,463.34	2.4%
<b>Total Expense</b>	<b>20,788.79</b>	<b>23,026.00</b>	<b>-2,237.21</b>	<b>90.3%</b>
<b>NET INCOME</b>	<b>-2,788.79</b>	<b>-9,026.00</b>	<b>6,237.21</b>	<b>30.9%</b>

## TENNIS 2012-2013

	<u>Jul '12 - Jun 13</u>	<u>Budget</u>	<u>\$ Over Budget</u>	<u>% of Budget</u>
<b>Income</b>				
4114 · SPONSORSHIPS	13,000.00	10,000.00	3,000.00	130.0%
4116 · T-SHIRT& CONCESSIONS	6,800.00	4,000.00	2,800.00	170.0%
<b>Total Income</b>	<b>19,800.00</b>	<b>14,000.00</b>	<b>5,800.00</b>	<b>141.4%</b>
<b>Expense</b>				
7011 · OFFICIALS/ADJUDICATORS	8,220.00	9,000.00	-780.00	91.3%
7012 · EVENT PERSONNEL				
7016 · NMAA STAFF	1,626.00	1,626.00	0.00	100.0%
7012 · EVENT PERSONNEL - Other	3,275.00	3,000.00	275.00	109.2%
<b>Total 7012 · EVENT PERSONNEL</b>	<b>4,901.00</b>	<b>4,626.00</b>	<b>275.00</b>	<b>105.9%</b>
7013 · FACILITY COSTS	1,800.00			
7015 · TROPHIES/MEDALS/AWARDS	1,747.34	1,000.00	747.34	174.7%
7017 · MEALS	503.92	500.00	3.92	100.8%
7021 · PROGRAMS/PRINTING	1,042.15	1,000.00	42.15	104.2%
7022 · SUPPLIES & EQUIPMENT	795.75	800.00	-4.25	99.5%
<b>Total Expense</b>	<b>19,010.16</b>	<b>16,926.00</b>	<b>2,084.16</b>	<b>112.3%</b>
<b>NET INCOME</b>	<b>789.84</b>	<b>-2,926.00</b>	<b>3,715.84</b>	<b>-27.0%</b>

# **TRACK & FIELD 2012-2013**

	<u>Jul '12 - Jun 13</u>	<u>Budget</u>	<u>\$ Over Budget</u>	<u>% of Budget</u>
<b>Income</b>				
4111 · GATE RECEIPTS				
4111-02 · COACHES PASSES	16.00			
4111 · GATE RECEIPTS - Other	80,917.00	71,000.00	9,917.00	114.0%
Total 4111 · GATE RECEIPTS	80,933.00	71,000.00	9,933.00	114.0%
4114 · SPONSORSHIPS	17,999.99	17,000.00	999.99	105.9%
4116 · T-SHIRT& CONCESSIONS	17,000.00	16,000.00	1,000.00	106.3%
Total Income	115,932.99	104,000.00	11,932.99	111.5%
<b>Expense</b>				
6183 · CASH OVER/SHORT EXP	-8.00			
7012 · EVENT PERSONNEL				
7016 · NMAA STAFF	1,626.00	1,626.00	0.00	100.0%
7012 · EVENT PERSONNEL - Other	49,594.43	45,000.00	4,594.43	110.2%
Total 7012 · EVENT PERSONNEL	51,220.43	46,626.00	4,594.43	109.9%
7013 · FACILITY COSTS	8,996.09	6,000.00	2,996.09	149.9%
7014 · SECURITY	701.04	15,000.00	-14,298.96	4.7%
7015 · TROPHIES/MEDALS/AWARDS	13,868.58	13,000.00	868.58	106.7%
7017 · MEALS	5,027.92	4,800.00	227.92	104.7%
7018 · TRAVEL	530.50	500.00	30.50	106.1%
7021 · PROGRAMS/PRINTING	2,025.54	5,000.00	-2,974.46	40.5%
7022 · SUPPLIES & EQUIPMENT	21,836.86	19,000.00	2,836.86	114.9%
Total Expense	104,198.96	109,926.00	-5,727.04	94.8%
<b>NET INCOME</b>	<b>11,734.03</b>	<b>-5,926.00</b>	<b>17,660.03</b>	<b>-198.0%</b>



2012-2013  
TICKET SALES

Sport		2012-2013											
Tickets Sold													
Soccer	7,421												
Cross Country	3,442												
Tickets Sold		State	5	8	12								
Volleyball	10,306		4,583	2,693	1,515								
Tickets Sold		8	5										
Football 6-Man	975	544	431										
Football 8-Man	1,794	989	795										
Football A	3,183	1,806	1,387										
Football AA	5,328	3,196	2,132										
Football AAA	9,734	4,872	4,862										
Football AAAA	19,548	10,611	8,937										
Football AAAAA	22,109	11,244	10,865										
Tickets Sold		8	5										
Swimming	1,511	822	689										
Tickets Sold		8	5	12 Conv x2									
Wrestling	8,062	1,796	2,040	2,113									
Tickets Sold		15	10	8	5	100/50 Conv							
Basketball - 1st Rd	39,868	0	0	0	0	39,868							
Basketball - State	65,481	3,416	27,230	3,019	31,629	1,187							
1st Rd 16+ State Only	106,349												
Tickets Sold		8	5	0									
Baseball	7,886	4,507	3,289										
Tickets Sold		8	5										
Track & Field 1A-2A	4,455	2,716	1,739										
Track & Field 3A-5A	7,326	4,416	2,910										
Total Track	11,781												
Tickets Sold		8	5										
Softball	4,701	2,870	1,831										
Tickets Sold		5	8	12 Conv x2									
Spirit Comp	14,885	4,908	6,589	1,694									
ACTIVITIES													
Choir													
Concert Band													
Show Choir	982												
Total Activities	982												
Tickets Sold		0	0										
Golf													
Tickets Sold		0	0										
Tennis													
TOTAL	240,017	253,095	268,056	281,750	251,474	236,130	(13,079)	(28,039)	6,306	10,276	15,344		

12/13-11/12		10/11 - 09/10		09/10 - 08/09		08/09 - 07/08		07/08 - 06/07		06/07 - 05/06		05/06 - 04/05	
-5%		-10%		4%		6%		-6%		-5%		32%	

% Net Change



# New Mexico Activities Association

## Board Meeting - September 25, 2013



### TENNIS – STANDARDIZE DISTRICT MATCH SCORING

☒ Action Item                      ☐ Referenda Item  
☐ Discussion Item                      ☐ Non-Referenda Item

**Presenter:** Joe Butler, NMAA Assistant Director

**Proposal:** Standardize the match scoring for all district regular season and district tournament matches, as follows: best two-of-three tie-breaker sets, with ad scoring and a 7-point tie-breaker at 6-all in each set. All team matches will utilize a 9-point format (6-singles and 3-doubles matches) and will be played out to the full nine points.

For postponed or suspended matches due to darkness, weather or other conditions, refer to NMAA Handbook Sections 7.9 and 7.10. For district team matches if it is determined that a match cannot be continued it shall be rescheduled and continued from the point of interruption. Rescheduling of a suspended match shall be by mutual agreement. If agreement cannot be reached the NMAA director of tennis will determine a date and time for the rescheduled match.

This change would take effect in the 2014 tennis season.

**Rationale:** Standardizing match formats throughout all districts statewide provides consistency for the sport of tennis in qualifying players and teams to the state tournament.

**Budget Impact:** None

**NMAA Staff Recommendation:** Approve

**NMAA Commission Recommendation:**  
NMAA Commission passed this proposal unanimously on 9/11/13.

**Attachments:** None



# New Mexico Activities Association

## Board Meeting - September 25, 2013



### TENNIS – DISTRICT TIE-BREAKER PROCEDURE

☒ Action Item                      ☐ Referenda Item  
☐ Discussion Item                      ☐ Non-Referenda Item

**Presenter:**     **Joe Butler, NMAA Assistant Director**

**Proposal:**        **Tennis By-Laws (7.21—District Tournament: Team Champion).**

In tennis districts, where the district team champion is determined based on the results of head-to-head matches against all other district teams, establish a statewide district formula for breaking ties in team placement.

This change would take effect in the 2014 tennis season.

**Rationale:**       Establishes a standard system statewide that is based on both USTA principles and NMAA tie-breaker rules in other sports, thereby creating consistency amongst districts for state qualifying purposes.

**Budget Impact:** None

**NMAA Staff Recommendation:** Approve

**NMAA Commission Recommendation:**

NMAA Commission passed this proposal unanimously on 9/11/13.

**Attachments:** District Team Tie-breaker

I. Tennis District Team Tie-Breaker Format Proposal—to be utilized in tennis districts where district champion/runner-up is determined based on head-to-head dual matches.

- A. In the case of a two-team tie, the team that defeated the other in head-to-head district play will earn the higher placement
- B. In the event that more than two teams tie, placement is determined by a point system based upon the following:

- 1. Compare the results of head to head competition between the tied teams. If one team has defeated the other two teams, that team has earned the higher placement; the remaining two teams are placed based on the result of their head-to-head dual match;

.... if more than two teams are still tied then

- 2. the winner of the most individual singles/doubles matches, utilizing the 6-3 format in all matches between the tied teams, determines the placement order. In the event of a two-way tie for most matches won, the team which defeated the other in the district head-to-head match will earn the higher placement.

Example 1

School A: defeats school B 7-2; loses to school C 4-5= 11

School B: loses to school A 2-7; defeats school C 7-2= 9

School C: defeats school A 5-4; loses to school B 2-7= 7

Result: School C is third place. School B is second place. School A is district champion.

Example 2

School A: defeats school B 6-3; loses to school C 4-5= 10

School B: loses to school A 3-6, defeats school C 7-2= 10

School C: defeats school A 5-4; loses to school B 2-7= 7

Result: School C is third place. Schools A and B are tied in total matches won. School A is placed first and School B second based on the result of their head-to-head match.

Example 3

School A: defeats school B 7-2; loses to school C 4-5= 11

School B: loses to school A 2-7; defeats school C 6-3= 8

School C: defeats school A 5-4; loses to school B 3-6= 8

Results: School A is the district champion. School B places second because they defeated School C 6-3 in their head-to-head dual match.

.... if more than two teams are still tied then

3. the team losing the fewest number of sets in matches between the tied teams determines the placement order. In the event of a two-way tie for fewest number of sets lost, the team which has defeated the other in the district head-to-head match will earn the higher placement.

Example 1

Schools A, B and C each finish the district season with 3-1 records. Each schools district loss is to one of the tied teams. All matches amongst tied teams were by a 5-4 score, so tiebreaker #2 (total matches won) yields a 3-way tie (9 matches won & 9 lost by each school). Applying tiebreaker #3 (fewest sets lost), Team A lost 18 sets in their 18 total matches. Teams B and C each lost a total of 20 sets in their 18 matches.

Result: Team A is placed 1<sup>st</sup> based on fewest lost sets. Teams B and C are tied with 20 sets lost. Team C defeated Team B 5-4 in their head-to-head match. Team C is placed 2<sup>nd</sup> and Team B 3<sup>rd</sup> in the final district standings.

.... if more than two teams are still tied, then

4. the team losing the fewest number of games in matches between the tied teams determines the placement order. In the event of a two-way tie for fewest number of games lost, the team which has defeated the other in the district head-to-head district match will earn the higher placement.

.... if more than two teams are still tied then

5. a coin toss will determine placement, as follows.
  - a. All 3 teams flip a coin
  - b. The “odd man out” is the third place team
  - c. First and second place is then determined by which team defeated the other in their district head-to-head match.



# New Mexico Activities Association

## Board Meeting - September 25, 2013



### FULLY AUTOMATIC TIMING (FAT)

☒ Action Item                      ☐ Referenda Item  
☐ Discussion Item                      ☐ Non-Referenda Item

**Presenter:** Chris Kedge, Assistant Director

**Proposal:** Require that all state qualifying track and field meets be timed using a Fully Automatic Timing (FAT) system. This requirement would begin with the 2016 track and field season.

**Rationale:** By requiring that state qualifying track and field meets use (FAT) timing, it ensures that all times submitted are accurate for seeding purposes.

**Budget Impact:** For those wishing to host a state qualifying meet, FAT systems could be purchased by the school or athletic district that the school belongs to. There would be a cost associated with the implementation of (FAT) systems at locations that do not currently have them.

**NMAA Staff Recommendation:** Approve.

**NMAA Commission Recommendation:**  
NMAA Commission passed this proposal, 11-3, on 9/11/13.

**Attachments:** Survey results



# New Mexico Activities Association

## Board Meeting - September 25, 2013



### TRACK AND FIELD HEAT FORMATIONS

☒ Action Item                      ☐ Referenda Item  
☐ Discussion Item                      ☐ Non-Referenda Item

**Presenter:** Chris Kedge, Assistant Director

**Proposal:** To eliminate bylaw 7.22.3 E

The bylaw currently reads, “In all races except distance events, contestants qualify for the finals on the basis of time only.”

This change would take effect at the 2014 Track and Field State Championships.

**Rationale:** By eliminating the current bylaw it would allow the NMAA to use the NFHS preferred system that allows heat leaders and a designated number of the next fastest runners (dependent on the number of heats) to advance to the finals through head to head competition.






**Budget Impact:** None

**NMAA Staff Recommendation:** Approve.



**NMAA Commission Recommendation:**  
NMAA Commission passed this proposal, 14-1, on 9/11/13.

**Attachments:** Survey results

## 1. What classification do you belong to for track and field?



		Response Percent	Response Count
A		25.5%	25
2A		20.4%	20
3A		9.2%	9
4A		24.5%	24
5A		21.4%	21
answered question			98
skipped question			2

2. The current event limit for NMAA track and field athletes is five. NFHS rules allow for four but give states the option to exceed that limit with the stipulation that those states exceeding the four event limitation cannot be represented on national governing committees, nor would the NFHS be able to represent them in legal matters pertaining to that specific situation.



		Response Percent	Response Count
Continue the practice of allowing athletes to participate in five events.		63.0%	63
Change the individual event limit to the NFHS standard of four events.		37.0%	37
answered question			100
skipped question			0





**3. As per NFHS rules, for the first round of competition, runners who are known to have the best times should be placed in different heats and given preferred lane assignments.**

		Response Percent	Response Count
Adjust to the NFHS rules where the athletes with the best times be placed in different heats.		58.0%	58
Continue with the present system of forming heats such as "slow to fast."		43.0%	43
answered question			100
skipped question			0



**4. Currently, in the running events, athletes qualify from the preliminaries to the finals of the State Track and Field Championships based on time only. If heats were seperated by athletes known to have the best times, one way to qualify to the finals would be by heat leaders. If there were two heats, the top two finishers in each heat plus the next four overall fastest would advance. If there were three heats, the top two finishers in each heat plus the next two overall fastest would advance.**

		Response Percent	Response Count
I am not in favor of heat leaders (top 2) and the next two (three heats) or four (two heats) fastest athletes advancing.		34.3%	34
I am in favor of heat leaders and the next two or four fastest athletes advancing.		65.7%	65
answered question			99
skipped question			1



**5. Thirty-nine state associations include the 4X800 Relay as one of their state championship events. Would you like to see the 4X800 Relay replace the 1600 Medley Relay as an event at the NMAA State Track and Field Championships?**

		Response Percent	Response Count
I am in favor of adding the 4X800 Relay and deleting the 1600 Medley from the NMAA State Track and Field Championships.		27.6%	27
I am not in favor of replacing the 1600 Medley Relay with the 4X800 Relay at the State Track and Field Championships.		72.4%	71
answered question			98
skipped question			2



**6. It is inevitable that we will one day need to switch to Fully Automatic Timing (FAT) as a requirement for qualification to the NMAA State Track and Field Championships. Should this become a requirement by the 2015 track and field season?**

		Response Percent	Response Count
I am in favor of (FAT) being a requirement in all running events for state qualifying meets by the 2015 track and field season.		65.0%	65
I am against (FAT) being a requirement in all running events for state qualifying meets by the 2015 track and field season.		35.0%	35
answered question			100
skipped question			0

**7. The NFHS recommends that when scoring 6 places, both individual AND relay scoring should be 10-8-6-4-2-1. This means winning individual events would be worth the same point value as winning relay races.**

		Response Percent	Response Count
I am in favor of aligning our scoring with the NFHS recommendation.		47.0%	47
I am in favor of keeping our current scoring system as is.		53.0%	53
		answered question	100
		skipped question	0

**8. (For A-AA Schools Only) The current State Championship schedule has the running events in the preliminaries on Friday beginning at 1:00 P.M. and finals on Saturday beginning at 2:00 P.M.**

		Response Percent	Response Count
I am in favor of having an earlier start time for running events on both days.		55.2%	32
I am in favor of keeping with the current running event time schedule.		44.8%	26
		answered question	58
		skipped question	42

9. If there are any other track and field issues that you believe need to be addressed, or suggestions that you may have, please comment.

Response Count	
28	
answered question	28
skipped question	72



# New Mexico Activities Association

## Board Meeting – September 25, 2013



### Policy to establish/maintain sports/activities

☒ Action Item                      ☒ Referenda Item  
☐ Information Item                ☐ Non-Referenda Item

**Presenter:**

Dana Pappas, Deputy Director

**Proposal:**

Consider an addition to the NMAA Handbook that would establish a minimum number of schools necessary to add a new sport or activity to those sanctioned by the Association. The proposal would read as follows:

*“In order to add a new sport or activity to the New Mexico Activities Association, ten (10%) of the member high schools must participate in that sport or activity. Prior to the start of a new block, the NMAA staff will review all programs and conduct a feasibility study for the continuance of each sport/activity it offers.”*

**Rationale:**

In the past, the NMAA has been approached by various groups wishing to establish new sports or activities in the state. While the standard answer has been that 12 programs are necessary, no policy was in writing. This proposal would establish such a guideline.

**Budgetary Impact:**

None

**NMAA Commission Recommendation:**

NMAA Commission passed this proposal unanimously on 9/11/13.

**Attachments:**

None



# New Mexico Activities Association

## Board Meeting - September 25, 2013



### BOARDING SCHOOL FOREIGN STUDENT

☒ Action Item  
☐ Discussion Item

☒ Referenda Item  
☐ Non-Referenda Item

**Presenter:** Sally Marquez, Executive Director

**Proposal:** Remove Bylaw 6.7.7 A.6 (Boarding School Foreign Student) – Allowing all foreign students who are boarding to be immediately eligible.

**Rationale:** This proposal would allow boarding foreign students to be immediately eligible upon enrollment, treating them the same as all other boarding school students. This will also allow boarding schools to have a true 40-day count when it comes to Classification and Alignment.

**Budget Impact:** None

**NMAA Staff Recommendation:** Will support the membership in its decision regarding the proposal

**NMAA Commission Recommendation:**  
NMAA Commission passed this proposal unanimously on 9/11/13.

**Attachments:** None

## **SECTION IV**

### **CLASSIFICATION AND ALIGNMENT**

---

#### **4.1 NMAA MEMBER SCHOOL CLASSIFICATION AND ALIGNMENT**

---

##### **4.1.1 General**

Classification and Alignment falls under the direction and purview of the Board of Directors. The Executive Director and Associate Directors are responsible for making recommendations on matters of classification and alignment to the Board of Directors.

##### **4.1.2 Criteria for Classification / Alignment**

A comprehensive review of member school enrollment numbers is undertaken to determine classification and alignment for all sports. An average of 40-day enrollment count numbers (grades 9-12) for the three years just prior to the start of a new block, are utilized to determine the enrollment figure for each school. All member schools are then ranked by their enrollment average.

- A.** In order to allow schools of all sizes to have a realistic opportunity to compete for championships, there will be six classifications (A, AA, AAA, AAAA, AAAAA and AAAAAA).
- B.** A multiplier of 1.3 will be applied to all private/boarding schools.
- C.** The 72 schools with the highest average enrollment will be split into the three largest classes (i.e. 24 in each class), with all remaining member schools being divided equally into the three smallest classes.
- D.** Schools will be placed into a particular classification / district for a two year block.

##### **4.1.3 Rules of Classification and Alignment**

- A.** Although the ultimate goal is to have all large school classifications (AAAAAA, AAAAA, AAAA) equal in size (i.e. 24 schools will be placed into each class initially) and the same with small school classifications (AAA, AA, A), due to various factors (such as schools being allowed to move up), this may not be possible.
- B.** When schools have the same enrollment average and are at the cutoff between classifications, the school(s) with the lowest 40-day enrollment count (grades 9-12) for the current year will be placed into the lower classification.
- C.** Schools that fail to complete seasons and/or fulfill contracts in any sport may be placed on probationary status in that sport and must petition the Director and the Board of Directors to be eligible for post-season play the succeeding year. Schools must fulfill financial obligations as set by the Director prior to having their status restored.
- D.** In team sports, schools will not be allowed to enter a classification and/or district until the beginning of a two year block. New schools / teams are encouraged to participate as independents but they are not eligible for district or post-season play until the beginning of the next block. The school must notify the NMAA, in writing, one year prior to the start of a block to be considered for district and post-season competition.

- Exception- new schools that have appropriate plans with the NMAA for the future will be allowed to enter during the middle of a block.
- E.** In individual sports, such as cross country, golf, tennis, swimming & diving, wrestling and track & field, schools may enter a district anytime during the block with proper written communication to the NMAA.
- F.** Independent status may be achieved by member schools in all team sports. Member schools who desire independent status must inform the NMAA of this intention one-year prior to their initial competition date.

#### **4.1.4 Classification and Alignment Appeals**

- A.** A school wishing to appeal their placement must notify the Executive Director of this fact within 72 hours of the conclusion of the Board meeting at which Classification and Alignment is decided.
- B.** Appeals of Classification will be considered under the following conditions:
- 1.** In the case of an error in enrollment numbers. Appropriate documentation must be provided to indicate that the Public Education Department agrees with the enrollment number change.
  - 2.** Schools may appeal to the Board to play up in classification. If approved by the Board to do so, the school must play up in all sports for the entire block.
    - a.** Exception- In the sport of football only, schools may play at their actual classification, although they play up in all other sports.
    - b.** Exception- Due to the geographic makeup of New Mexico and the lack of schools participating in certain sports (e.g. tennis), schools may be asked to play up in classification to relieve travel issues, loss of school time, and to avoid one or two team districts.
    - c.** If a school is allowed to move up in classification, schools in the lowest 10 percent of that class in enrollment average, beginning with the lowest enrollment will then have the option to move down. Once a school chooses to move down, the process ends. If no school in the lowest 10 percent of the class chooses to move down, the process ends and classes will not be in balance during the block.
- C.** Schools are requested to submit their appeal documentation to the Executive Director 72 hours prior to the start of the Board meeting at which appeals will be heard.
- D.** Schools will be allowed a maximum of 10 minutes to make their appeal to the Board of Directors.



#### 4.1.5 Sport Specific Classifications for 2014-15 / 2015-16

<b>Baseball</b>	5 classes	A/AA, 3A, 4A, 5A & 6A
<b>Basketball</b>	6 classes	A, 2A, 3A, 4A, 5A & 6A
<b>Cross Country</b>	5 classes	A/AA, 3A, 4A, 5A & 6A
<b>Football</b>	7 classes	6-Man, 8-Man, AA-AAAAAA
<b>Golf</b>	3 classes	A/AAAA, AAAAA & AAAAAA
<b>Soccer</b>	3 classes	A/AAAA, AAAAA & AAAAAA
<b>Softball</b>	4 classes	A/AAA, AAAA, AAAAA & AAAAAA
<b>Spirit- Dance/Drill</b>	4 classes	A/AAA, AAAA, AAAAA & AAAAAA
<b>Spirit- Cheer</b>	7 classes	A/AA, 3A, 4A, 5A, 6A & Co-Ed (2)
<b>Swimming &amp; Diving</b>	1 class	All classes combined into one
<b>Tennis</b>	3 classes	A/AAAA, AAAAA & AAAAAA
<b>Track</b>	6 classes	A, 2A, 3A, 4A, 5A & 6A
<b>Volleyball</b>	6 classes	A, 2A, 3A, 4A, 5A & 6A
<b>Wrestling</b>	3 classes	A/AAAA, AAAAA & AAAAAA