

NMAA

Commission Meeting



Wednesday, September 11, 2013

NMAA

9:00 AM

**NMAA Commission Meeting
Table of Contents
September 11, 2013**

	<u>PAGE #</u>
Directory	1
Commission Meeting Agenda	2-3
Minutes from May 22, 2013 Meeting	4-10
Financial Information	11-20
Tennis - Standardize district match scoring	21
Tennis - Standardize district tie-breaking procedure	22
Attachment - Tie-breaker format proposal	23-24
Track - Require Fully Automatic Timing	25
Track - Remove bylaw 7.22.3 E (Finals Qualification)	26
Attachment - Track and Field Survey results	27-31
Policy to establish/maintain sports/activities	32
Remove bylaw 6.7.7 a.6 (Boarding school foreign student)	33



**New Mexico Activities Association
Commission**
Updated September 2013



Small Area A – Term Expires Dec. 31, 2013
Mr. Todd Kurth
Santa Fe Prep
1101 Camino de la Cruz Blanca
Santa Fe, NM 87505
505-795-7523 Fax: 505-982-2897
email: tkurth@sfprep.org

Large Area A – Term Expires Dec. 31, 2014
Mr. Bruce Carver
Rio Rancho Public Schools
500 Laser Rd.
Rio Rancho, NM 87124
505-896-0667 Fax: 505-896-0662
e-mail: bcarver@rrps.net

Small Area B – Term Expires Dec 31, 2015
Mr. Wayne Ferguson
Tucumcari High School
1100 S. Seventh St.
Tucumcari, NM 88135
575-461-3830 Fax: 575-461-3769
e-mail: w.ferguson@gorattlers.org

Large Area B – Term Expires Dec. 31, 2015
Mr. Greg Haston
Hobbs High School
800 N. Jefferson St.
Hobbs, NM 88240
575-433-0209 Fax: 575-433-0131
e-mail: hastonG@hobbsschools.net

Small Area C – Term Expires Dec. 31, 2013
Mr. Mike Tillman
Navajo Prep
1220 W. Apache St.
Farmington, NM 87401
505-326-6571 Fax: 505-327-9213
e-mail: mtillman505@hotmail.com

Large Area C – Term Expires Dec. 31, 2013
Mr. Lawrence Johnson (President)
Alamogordo High School
103 Cuba Ave.
Alamogordo, NM 88310-5918
575-812-5565 Fax: 575-812-5569
e-mail: lawrence.johnson@aps4kids.org

Small Area D – Term Expires Dec. 31, 2014
Mr. Dave Campbell
Dexter High School
100 N. Lincoln
Dexter, NM 88230
575-734-5420 Fax: 575-734-6709
e-mail: campbelld@dexterdemons.org

Large Area D – Term Expires Dec. 31, 2013
Mr. Kenny Barreras
Albuquerque Public Schools
P.O. Box 25704
Albuquerque, NM 87125
505-884-9580 Fax: 505-830-3033
e-mail: barreras_k@aps.edu

Non-Public School Representative – Term Expires Dec. 31, 2014
Mr. Peter MacFarlane
Sandia Prep High School
532 Osuna Rd. NE
Albuquerque, NM 87113
505-338-3025 Fax: 505-338-3099
e-mail: pmacfarlane@sandiaprep.org

State School Boards Association Representative
Mr. Terry Martin
113 Cooper Court
Clovis, NM 88101
575-762-7223
e-mail: tmartin@cityofclovis.org

New Mexico High School Athletic Directors Association Rep.
Ms. Vicki Nelms
Los Alamos High School
1300 Diamond Drive
Los Alamos, NM 87544
505-663-2531 Fax: 505-828-3126
e-mail: v.nelms@laschools.net

New Mexico High School Coaches Association Rep.
Mr. Thomas "Buster" Mabrey
6600 Palomas Ave. NE
Albuquerque, NM 87109
505-821-8600
505-554-7349 (cell)
e-mail: tmabrey@nmhsca.com

New Mexico Officials Association Representative
Mr. Marc Baca
9101 Wilshire Ct NW
Albuquerque, NM 87122
505-6810603
e-mail: nd11marc@aol.com

Activities Council Member
Mr. Don Gerheart
93 Mimbres Dr.
Los Alamos, NM 87544-3716
505-672-9840
e-mail: dgerheart@nmmea.com

New Mexico Association of Secondary School Principals Rep.
Mr. V. Scott Affentranger
Cleveland High School
4800 Laban Circle
Rio Rancho, NM 87144
505-938-0325
e-mail: saffentranger@rrps.net

Jr. High / Middle School Representative
Ms. Debbie Coffman
Albuquerque Academy
6400 Wyoming Blvd. NE
Albuquerque, NM 87109
505-828-3342
e-mail: coffman@aa.edu

Note: The terms of the elected representatives to the NMAA Commission shall be three years. The initial term lengths are staggered to provide continuity on the Commission. Subsequent terms are for three years for the elected position.

NEW MEXICO ACTIVITIES ASSOCIATION COMMISSION MEETING



**NMAA - Hall of Pride and Honor
September 11, 2013
9:00 AM**

AGENDA

A= Action Item

D/I= Discussion/ Information Item

- | | | |
|-------------|---|---|
| I. | <i>Call Meeting to Order and Welcome</i>
<i>Roll Call – Ascertain Quorum</i>
(A) Approval of Agenda
(A) Approval of Minutes (May 22, 2013) | <i>Mindy Ioane, Admin. Assistant</i>
<i>Lawrence Johnson, Chairman</i>
<i>Lawrence Johnson, Chairman</i> |
| II. | <i>Election of Commission Officers</i>
(A) Election of Commission Chairperson
(A) Election of Commission Vice-Chairperson | <i>Lawrence Johnson, Chairman</i> |
| III. | <i>NMAA Directors' Report</i> | <i>Bill Cleland, Dusty Young</i> |
| IV. | <i>Financial Report</i>
(D/I) 2012-13 Finance Report | <i>Shari Kessler-Schwaner, Business Manager</i> |
| V. | <i>NMAA Activities Report</i> | <i>Dana Pappas, Deputy Director</i> |
| VI. | <i>New Mexico Officials Association Report</i> | <i>Dana Pappas, Commissioner of Officials</i> |
| VII. | <i>General Discussion/ Information Items</i>
(I) Upcoming Commission / Board elections

(D/I) 6 and 8 man football

(D/I) Centralized championships (football)

(D/I) Track / Field # of events at State

(D/I) Sport Specific Committees

(D/I) Selection / Seeding

(D/I) Spirit (Sport / Activity) | <i>Bill Cleland, Associate Director</i>

<i>Dusty Young, Associate Director</i>

<i>Dusty Young, Associate Director</i>

<i>Chris Kedge, Assistant Director</i>

<i>Sally Marquez, Executive Director</i>

<i>Sally Marquez, Executive Director</i>

<i>Sally Marquez, Executive Director</i> |

(D/I) Status of Classification and Alignment

Sally Marquez, Bill Cleland

VIII. *Sport Specific Action Items*

(A) **Tennis:** Standardize match scoring for district contests

Joe Butler, Assistant Director

(A) **Tennis:** Standardize tie-breaking procedure for district placement

Joe Butler, Assistant Director

(A) **Track / Field:** Require Fully Automatic Timing (2015)

Chris Kedge, Assistant Director

(A) **Track / Field:** Remove bylaw 7.22.3 E (Finals Qualification)

Chris Kedge, Assistant Director

IX. *General Discussion/ Information Items*

(A) Policy to establish/maintain sports/activities
(*Referenda*)

Dana Pappas, Deputy Director

(A) Remove bylaw item 6.7.7 A.6 (Boarding School foreign student)
(*Referenda*)

Sally Marquez, Executive Director

X. *Consider Adjournment*

Next Commission Meeting – November 6, 2013 (NMAA)

NMAA Commission Meeting
May 22, 2013
9:00 AM
NMAA Office

Welcome – Meeting called to order by Mr. Lawrence Johnson, NMAA Commission Chairperson, at 9:00 a.m. A roll call was conducted by Mrs. Mindy Ioane, NMAA Administrative Assistant, and the following members were present.

Mr. Todd Kurth (Small, Area A)
Mr. Wayne Ferguson (Small, Area B)
Mr. Mike Tillman (Small, Area C)
Mr. Dave Campbell (Small, Area D)
Mr. Bruce Carver (Large, Area A)
Mr. Greg Haston (Large, Area B)
Mr. Lawrence Johnson (Large, Area C)
Mr. Pete MacFarlane (Non-Public School Rep.)
Mr. Marc Baca (New Mexico Officials Association Rep.)
Mr. Scott Affentranger (National Association of Secondary School Principals Rep.)
Mr. Thomas Mabrey (New Mexico High School Coaches Association Rep.)
Mr. Don Gerheart (Activities Council Member)
Ms. Vicki Nelms (New Mexico High School Athletic Directors Association Rep.)
Mr. Terry Martin (State School Boards Association Rep.)
Mr. Kenny Barreras (Large, Area D)

Not present:

Mr. Anthony Gutierrez (Jr. High/Middle School Rep.)

Fifteen members present representing a quorum.

Approval of Agenda:

Mr. Johnson asked for a motion to approve the agenda. Mr. Tillman made a motion to approve the agenda. Mr. Martin seconded the motion. A vote was taken and passed unanimously (15-0).

Approval of Minutes from February 13, 2013:

Mr. Johnson asked for a motion to approve the minutes of the February 13, 2013 Commission meeting as presented. Mr. Gerheart made a motion to approve the minutes. Mr. Tillman seconded the motion. A vote was taken and passed unanimously (15-0).

Directors' Report:

Mr. Dusty Young, NMAA Associate Director, discussed four items during his report: (1) The success of the nine spring State Championship events where 60 State trophies were awarded to 43 schools; (2) He expressed gratitude to Rio Rancho Public Schools, Albuquerque Public Schools, and Albuquerque Academy for use of their facilities during the State Championship events; (3) Farmers Insurance Group has renewed their corporate

contract with the NMAA, as well as their annual contribution in the amount of \$10,000 for student scholarships; and (4) US Bank recently awarded \$15,000 to six NMAA member schools in their Rally 4 Rewards program.

Mr. Bill Cleland, NMAA Associate Director, discussed two items during his report: (1) MaxPreps Accessibility: Fall and Winter sports teams have been rolled over from the 2012-13 school year to the upcoming 2013-14 school year. Coaches / AD's may begin entering schedules for those teams onto MaxPreps for the 2013-14 school year, and (2) per NMAA bylaws, Commission Representatives should be elected on a 3 year rotation in equal numbers (i.e. 3 positions every year). However, this year there are four terms set to expire. An adjustment will need to be made to the expiration date of one Commission term in order to comply with the bylaws.

Financial Report:

Mrs. Shari Kessler-Schwaner, NMAA Business Manager, presented the 2012-2013 Ticket Sales Report and the Income and Expense Report for the 2012-2013 Winter Sports.

NMAA Activities Report:

Ms. Dana Pappas, NMAA Deputy Director, presented the outcome of the following 19 Spring Activities Events:

NMASC State Conference (February 14-16) at Atrisco Heritage High School
Over 1100 student participants.

State Bowling (February 16) – Ten Pins in Rio Rancho
Class 5A – Manzano High School
Class 4A – Piedra Vista High School
Class A-3A – Pojoaque High School

BPA (February 18-20)
State Champion: Fort Sumner High School

DECA (February 21-23)
Chapter Banner (1st Place): Rio Rancho High School

English Expo (February 23)

Science Olympiad (February 23) in Socorro
C Division Winner: Albuquerque Academy
700 students from over 50 Middle and High schools competed.

Speech & Debate (February 28-March 3)
1st Place – East Mountain High School
2nd Place – Albuquerque Academy
3rd Place – La Cueva High School

HOSA (February 28-March 3)

FCCLA (March 7-9)

Skills USA (April 3-6)

Science Fair (April 4-5) in Socorro
Over 250 Middle and High Schools students competed.

Scholastic Publications (April 13) at Highland High School

1st Highland High School
2nd (tie) Sandia Prep & Volcano Vista

State Chess (April 18-19) Marriott Pyramid

Class A/2A Results: Co-Champions – Bosque and Academy for Technology & the Classics;

3rd Place – ABQ Institute for Math & Science (AIMS)

Class 3A Results: 1st Place – Taos; 2nd Place – St. Michael's; 3rd Place – Silver

Class 4A/5A Results: 1st Place – ABQ Academy; 2nd Place – Los Alamos; 3rd Place – Rio Rancho

Athletic Training Challenge (April 21) at Cibola High School

105 Participants

Team Placing by those with a full 4-member team:

1 st Rio Rancho	280
2 nd Gadsden	235
3 rd Santa Teresa	231.75

JROTC

April 11-13 @ ABQ Convention Center (Rifle Portion)

April 27 @ Piedra Vista HS (Drill & Physical Fitness Portion)

Precision Rifle Results: 1st – Volcano Vista

Sport Rifle Results: 1st – Kirtland Central

Physical Fitness Results: 1st – La Cueva

Drill Results: 1st – Grants

TSA (April 28-30)

Show Choir (April 5) at Rio Rancho High School

Middle School/Junior High – Eisenhower Middle School Five Star

High School Treble – Eldorado High School 24 Carat

High School Mixed – Eldorado High School Gold Rush

Choir (April 19-20) at Cleveland High School

MS Eisenhower Middle School

1A-2A	Victory Christian School
3A	New Mexico School for the Arts
4A	Piedra Vista High School
5A	Carlsbad High School

Band (April 26-27) at Cleveland High School

MS	Eisenhower Middle School
A-AA	Capitan High School
AAA	Cobre High School
AAAA	Deming High School
AAAAA	Eldorado High School

Ms. Pappas also thanked Rio Rancho Public School band students, Cleveland High School theater students and the Cleveland High School staff for their assistance with the Show Choir and Band Championships. She also discussed the upcoming Rodeo Championships which will be held June 5-9, 2013 in Lovington, New Mexico.

New Mexico Officials Association Report:

Ms. Dana Pappas, NMAA Deputy Director/Commissioner of Officials, discussed four items on her report: (1) Number of individuals registered with the NMOA increased from 1718 to 1760, however, registrations decreased from 2399 to 2317, showing that multi-sport officials are declining; (2) NMOA State Clinic will be held Saturday, July 27, 2013 at the Hyatt Regency Downtown in Albuquerque where they will be celebrating “60 Years of Great Calls”; (3) Basketball camps will be held in Pojoaque, Albuquerque and Las Cruces and are considering a proposal to require attendance at camps for state tournament eligibility; and (4) NASO Summit Theme has been developed for 2014, “A Whole New Ballgame: Safe, Secure and By the Rules.”

Sports Specific Action Items:

Change diving DD requirement for State meet and qualifying (Action Item): Mr. Bill Cleland, NMAA Associate Director, discussed a change to the DD requirement as stated in NMAA Bylaw 7.20.2.F, from 12.0 to 12.2 for boys and from 11.0 to 11.2 for girls. Mr. Cleland stated that since NMAA Bylaw 7.20.2.B requires the Sports Specific Committee to set the DD for diving, no action is required on the part of the Commission.

8-Man Football Change to 3 Districts (Action Item): Mr. Dusty Young, NMAA Associate Director, discussed a proposal to add a third district to 8-man football to better balance the districts and to align 8-man football with 11-man Class A football, which will also have 11 teams participating in the 2013-14 school year. The rational is that with the addition of Alamo Navajo to 8-man football, 8-man schools should be split into 3 districts, the same number of districts as 11-man Class A football, which has the same number of teams competing. There would be no change to the number of teams qualifying for State (6), but there would be one more district champion. Mr. Martin made the motion to accept the proposal as presented. Mr. Tillman seconded the motion. A vote was taken and passed unanimously (15-0).

General Action Items:

Physical Fitness & Participant Insurance for JROTC, Bowling, and Rodeo (Action Item) (Referendum Item): Mr. Dusty Young, NMAA Associate Director, asked the Commission to consider a proposal that would require JROTC, bowling, and rodeo participants to follow the same physical fitness and insurance regulations as listed for athletes in Sections 6.15 and 6.16 of the NMAA Handbook, which would be implemented for the 2013-2014 school year. The rationale is that the activities of JROTC, bowling and rodeo all require participants to physically exert themselves in competition. Because of this, students participating in these activities should go through the same physical examination process as those students that participate in sports. Additionally, participation in each of these activities can result in injury and therefore students should be required to be covered by accident/injury insurance. Mr. Martin made the motion to accept the proposal as presented. Mr. Gerheart seconded the motion. A vote was taken and passed unanimously (15-0).

Establishment of an NMAA transgender policy (Action Item) (Referendum Item): Ms. Sally Marquez, NMAA Executive Director, discussed the need for the NMAA to adopt a policy in regards to transgender participation in athletic competition as recommended by the NFHS. Ms. Marquez presented New Jersey's Transgender Policy and read through other Association's policies. Discussion was opened to the committee for feedback on this issue. Mr. Barreras made the motion to accept the proposal as presented. Ms. Nelms seconded the motion. Following additional discussion the committee took a break from 10:20 to 10:30 a.m. Discussion resumed and a roll call vote was taken to accept the proposal as presented:

Yes	No	Commission Member
	✓	Mr. Todd Kurth
	✓	Mr. Wayne Ferguson
n/a	n/a	Mr. Mike Tillman
	✓	Mr. Dave Campbell
✓		Mr. Pete MacFarlane
✓		Ms. Vicki Nelms
	✓	Mr. Mark Baca
	✓	Mr. Scott Affentranger
	✓	Mr. Bruce Carver
	✓	Mr. Greg Haston
✓		Mr. Lawrence Johnson
✓		Mr. Kenny Barreras
✓		Mr. Terry Martin
✓		Mr. Thomas Mabrey
	✓	Mr. Don Gerheart
6	8	Total

Motion failed (6-8).

Mr. Martin made a motion to accept the proposal with the removal of 1.c and the term “a driver’s license or” from 1.a. Mr. Baca seconded the motion. A roll call vote was taken:

Yes	No	Commission Member
✓		Mr. Todd Kurth
✓		Mr. Wayne Ferguson
	✓	Mr. Mike Tillman
✓		Mr. Dave Campbell
✓		Mr. Pete MacFarlane
	✓	Ms. Vicki Nelms
✓		Mr. Mark Baca
✓		Mr. Scott Affentranger
✓		Mr. Bruce Carver
	✓	Mr. Greg Haston
✓		Mr. Lawrence Johnson
	✓	Mr. Kenny Barreras
✓		Mr. Terry Martin
	✓	Mr. Thomas Mabrey
✓		Mr. Don Gerheart
10	5	Total

Motion passed (10-5).

General Discussion/Information Items:

Tennis: Determine District Champion/tie-breaking procedures: Mr. Kenny Barreras, Director, APS Athletics, discussed four issues needing to be addressed in regards to the Tennis State Championships: (1) How districts determine team championships, head-to-head versus end-of-season tournaments; (2) establishment of statewide team tiebreaker system; (3) a system of determining match/event limits such as the points system used in wrestling, and (4) the selection process of teams to advance to the state tournament.

Rules clinic discussion, online or face-to-face: Ms. Sally Marquez, NMAA Executive Director, discussed the fact that after the 2012-2013 face-to-face basketball rules clinics that were conducted in various locations statewide, it was determined that the majority of issues arose within the Albuquerque area. The area of most concern is in the sport of soccer, having only one referee making all calls on the field. She would like research conducted to determine if more than one official on the field can make calls. She discussed the importance of the rules clinic where rule changes and points of emphasis are presented. She asked for feedback from the committee and the need for all coaches, including, assistants, JV, etc. to take the clinic.

Selection / Seeding discussion: Ms. Sally Marquez, NMAA Executive Director, discussed the positive outcome of the current process and asked for feedback from the committee members.

NFHS electronic devices policy: Ms. Sally Marquez, NMAA Executive Director, discussed the new policy adopted by the NFHS and answered questions concerning the policy.

Status of Classification and Alignment: Ms. Sally Marquez, NMAA Executive Director, discussed the upcoming Board of Directors meeting which will be held on June 5, 2013 at which time issues related to the Board approved C4 proposal will be discussed.

AD's July/August meetings: Ms. Sally Marquez, NMAA Executive Director, discussed the mandatory AD's meeting which will take place on July 30, 2013 and the ability to get credit for attendance by viewing the meeting online after-the-fact. This will help alleviate problems concerning attendance for the mandatory NMAA meeting. The Rookie AD's meeting will still take place in August.

Foundation Golf: Ms. Sally Marquez, NMAA Executive Director, reminded the committee members of the upcoming NMAA Foundation Golf Classic that will be held on June 3, 2013 at the Tanoan Golf Course.

Consider Adjournment:

Mr. Johnson thanked all committee members for their dedication to the Commission and asked for a motion to adjourn the meeting at 11:55 a.m. A motion was made by Mr. Barreras. Mr. Haston seconded the motion. A vote was taken and passed unanimously (15-0).

Next Commission Meeting will be held on September 11, 2013 at the NMAA Office.

FALL SPORTS 2012-2013

	<u>Jul '12 - Jun 13</u>	<u>Budget</u>	<u>\$ Over Budget</u>	<u>% of Budget</u>
Income				
4111 · GATE RECEIPTS	556,749.00	559,000.00	-2,251.00	99.6%
4114 · SPONSORSHIPS	94,000.03	80,000.00	14,000.03	117.5%
4116 · T-SHIRT& CONCESSIONS	48,222.14	44,000.00	4,222.14	109.6%
Total Income	698,971.17	683,000.00	15,971.17	102.3%
Expense				
6183 · CASH OVER/SHORT EXP	-31.48			
7011 · OFFICIALS/ADJUDICATORS	74,739.55	70,800.00	3,939.55	105.6%
7012 · EVENT PERSONNEL				
7016 · NMAA STAFF	7,326.00	9,754.00	-2,428.00	75.1%
7012 · EVENT PERSONNEL - Other	77,293.24	82,850.00	-5,556.76	93.3%
Total 7012 · EVENT PERSONNEL	84,619.24	92,604.00	-7,984.76	91.4%
7013 · FACILITY COSTS	8,017.01	7,000.00	1,017.01	114.5%
7014 · SECURITY	16,653.24	18,900.00	-2,246.76	88.1%
7015 · TROPHIES/MEDALS/AWARDS	10,936.12	11,300.00	-363.88	96.8%
7017 · MEALS	1,597.29	2,200.00	-602.71	72.6%
7018 · TRAVEL	1,158.80	2,000.00	-841.20	57.9%
7021 · PROGRAMS/PRINTING	5,892.00	10,400.00	-4,508.00	56.7%
7022 · SUPPLIES & EQUIPMENT	15,425.60	17,450.00	-2,024.40	88.4%
7023 · VISITING TEAM SHARE	49,683.85	43,000.00	6,683.85	115.5%
7024 · HOST SCHOOL SHARE	51,333.62	43,000.00	8,333.62	119.4%
7026 · HOSPITALITY	1,569.96	2,000.00	-430.04	78.5%
7112 · TICKETLEAP FEES	4.50			
Total Expense	321,599.30	320,654.00	945.30	100.3%
Net Income	377,371.87	362,346.00	15,025.87	104.1%

SOCCER 2012-2013

	Jul '12 - Jun 13	Budget	\$ Over Budget	% of Budget
Income				
4111 · GATE RECEIPTS	46,895.00	53,000.00	-6,105.00	88.5%
4114 · SPONSORSHIPS	21,000.00	17,500.00	3,500.00	120.0%
4116 · T-SHIRT& CONCESSIONS	11,000.00	10,000.00	1,000.00	110.0%
Total Income	78,895.00	80,500.00	-1,605.00	98.0%
Expense				
6183 · CASH OVER/SHORT EXP	-30.50			
7011 · OFFICIALS/ADJUDICATORS	15,503.04	15,000.00	503.04	103.4%
7012 · EVENT PERSONNEL				
7016 · NMAA STAFF	1,000.00	1,000.00	0.00	100.0%
7012 · EVENT PERSONNEL - Other	4,740.00	5,800.00	-1,060.00	81.7%
Total 7012 · EVENT PERSONNEL	5,740.00	6,800.00	-1,060.00	84.4%
7014 · SECURITY	3,703.02	2,000.00	1,703.02	185.2%
7015 · TROPHIES/MEDALS/AWARDS	1,825.10	1,800.00	25.10	101.4%
7017 · MEALS	582.98	1,000.00	-417.02	58.3%
7018 · TRAVEL	0.00	100.00	-100.00	0.0%
7021 · PROGRAMS/PRINTING	979.00	1,500.00	-521.00	65.3%
7022 · SUPPLIES & EQUIPMENT	914.54	1,000.00	-85.46	91.5%
Total Expense	29,217.18	29,200.00	17.18	100.1%
Net Income	49,677.82	51,300.00	-1,622.18	96.8%

FOOTBALL 2012-2013

	Jul '12 - Jun 13	Budget	\$ Over Budget	% of Budget
Income				
4111 · GATE RECEIPTS	423,553.00	415,000.00	8,553.00	102.1%
4114 · SPONSORSHIPS	35,000.01	30,000.00	5,000.01	116.7%
4116 · T-SHIRT& CONCESSIONS	15,000.00	14,000.00	1,000.00	107.1%
Total Income	473,553.01	459,000.00	14,553.01	103.2%
Expense				
6183 · CASH OVER/SHORT EXP	-0.23			
7011 · OFFICIALS/ADJUDICATORS	36,033.65	31,000.00	5,033.65	116.2%
7012 · EVENT PERSONNEL				
7016 · NMAA STAFF	4,326.00	6,754.00	-2,428.00	64.1%
7012 · EVENT PERSONNEL - Other	33,557.31	34,000.00	-442.69	98.7%
Total 7012 · EVENT PERSONNEL	37,883.31	40,754.00	-2,870.69	93.0%
7013 · FACILITY COSTS	1,595.00			
7014 · SECURITY	11,857.84	15,000.00	-3,142.16	79.1%
7015 · TROPHIES/MEDALS/AWARDS	4,502.32	3,800.00	702.32	118.5%
7017 · MEALS	386.07	700.00	-313.93	55.2%
7018 · TRAVEL	712.35	1,500.00	-787.65	47.5%
7021 · PROGRAMS/PRINTING	3,135.00	6,000.00	-2,865.00	52.3%
7022 · SUPPLIES & EQUIPMENT	582.57	750.00	-167.43	77.7%
7023 · VISITING TEAM SHARE	49,683.85	43,000.00	6,683.85	115.5%
7024 · HOST SCHOOL SHARE	51,333.62	43,000.00	8,333.62	119.4%
Total Expense	197,705.35	185,504.00	12,201.35	106.6%
Net Income	275,847.66	273,496.00	2,351.66	100.9%

CROSS COUNTRY 2012-2013

	Jul '12 - Jun 13	Budget	\$ Over Budget	% of Budget
Income				
4111 · GATE RECEIPTS	23,524.00	21,000.00	2,524.00	112.0%
4114 · SPONSORSHIPS	16,000.01	15,000.00	1,000.01	106.7%
4116 · T-SHIRT& CONCESSIONS	11,000.00	10,000.00	1,000.00	110.0%
Total Income	50,524.01	46,000.00	4,524.01	109.8%
Expense				
6183 · CASH OVER/SHORT EXP	-3.75			
7012 · EVENT PERSONNEL				
7016 · NMAA STAFF	1,000.00	1,000.00	0.00	100.0%
7012 · EVENT PERSONNEL - Other	4,065.81	4,350.00	-284.19	93.5%
Total 7012 · EVENT PERSONNEL	5,065.81	5,350.00	-284.19	94.7%
7014 · SECURITY	1,092.38	900.00	192.38	121.4%
7015 · TROPHIES/MEDALS/AWARDS	3,161.00	2,700.00	461.00	117.1%
7017 · MEALS	468.80	300.00	168.80	156.3%
7018 · TRAVEL	268.29	200.00	68.29	134.1%
7021 · PROGRAMS/PRINTING	732.00	1,100.00	-368.00	66.5%
7022 · SUPPLIES & EQUIPMENT	7,179.10	8,700.00	-1,520.90	82.5%
Total Expense	17,963.63	19,250.00	-1,286.37	93.3%
Net Income	32,560.38	26,750.00	5,810.38	121.7%

VOLLEYBALL 2012-2013

	Jul '12 - Jun 13	Budget	\$ Over Budget	% of Budget
Income				
4111 · GATE RECEIPTS	62,777.00	70,000.00	-7,223.00	89.7%
4114 · SPONSORSHIPS	22,000.01	17,500.00	4,500.01	125.7%
4116 · T-SHIRT& CONCESSIONS	11,222.14	10,000.00	1,222.14	112.2%
Total Income	95,999.15	97,500.00	-1,500.85	98.5%
Expense				
6183 · CASH OVER/SHORT EXP	3.00			
7011 · OFFICIALS/ADJUDICATORS	23,202.86	24,800.00	-1,597.14	93.6%
7012 · EVENT PERSONNEL				
7016 · NMAA STAFF	1,000.00	1,000.00	0.00	100.0%
7012 · EVENT PERSONNEL - Other	34,930.12	38,700.00	-3,769.88	90.3%
Total 7012 · EVENT PERSONNEL	35,930.12	39,700.00	-3,769.88	90.5%
7013 · FACILITY COSTS	6,422.01	7,000.00	-577.99	91.7%
7014 · SECURITY	0.00	1,000.00	-1,000.00	0.0%
7015 · TROPHIES/MEDALS/AWARDS	1,447.70	3,000.00	-1,552.30	48.3%
7017 · MEALS	159.44	200.00	-40.56	79.7%
7018 · TRAVEL	178.16	200.00	-21.84	89.1%
7021 · PROGRAMS/PRINTING	1,046.00	1,800.00	-754.00	58.1%
7022 · SUPPLIES & EQUIPMENT	6,749.39	7,000.00	-250.61	96.4%
7026 · HOSPITALITY	1,569.96	2,000.00	-430.04	78.5%
7112 · TICKETLEAP FEES	4.50			
Total Expense	76,713.14	86,700.00	-9,986.86	88.5%
Net Income	19,286.01	10,800.00	8,486.01	178.6%

WINTER SPORTS 2012-2013

	<u>Jul '12 - Jun 13</u>	<u>Budget</u>	<u>\$ Over Budget</u>	<u>% of Budget</u>
Income				
4066 - Misc Income	530.00			
4111 - GATE RECEIPTS				
4111-01 - GATE RECEIPTS (RESERVED)	142,060.00	139,000.00	3,060.00	102.2%
4111-02 - COACHES PASSES	3,010.00			
4111-03 - SUITES	5,073.99			
4111 - GATE RECEIPTS - Other	871,460.00	968,000.00	-96,540.00	90.2%
Total 4111 - GATE RECEIPTS	1,021,603.99	1,107,000.00	-85,393.01	92.3%
4114 - SPONSORSHIPS	100,450.00	82,500.00	17,950.00	121.8%
4115-01 - BANQUET INCOME	400.00			
4116 - T-SHIRT& CONCESSIONS	44,225.63	44,800.00	-574.37	98.7%
4119 - WRESTLING ASSESSMENT FEES	10,905.58	10,500.00	405.58	103.9%
4126-01 LATE FEES	1,300.00			
4126 - CORPORATE SHARE	802.50	2,000.00	-1,197.50	40.1%
Total Income	1,180,217.70	1,246,800.00	-66,582.30	94.7%
Expense				
6183 - CASH OVER/SHORT EXP	220.35			
7011 - OFFICIALS/ADJUDICATORS	87,248.99	92,200.00	-4,951.01	94.6%
7012 - EVENT PERSONNEL	189,808.57	214,626.00	-24,817.43	88.4%
7013 - FACILITY COSTS	86,185.21	93,000.00	-6,814.79	92.7%
7014 - SECURITY	64,251.25	77,500.00	-13,248.75	82.9%
7015 - TROPHIES/MEDALS/AWARDS	15,573.31	13,100.00	2,473.31	118.9%
7017 - MEALS	2,002.56	1,550.00	452.56	129.2%
7018 - TRAVEL	7,549.01	5,300.00	2,249.01	142.4%
7021 - PROGRAMS/PRINTING	13,203.50	17,700.00	-4,496.50	74.6%
7022 - SUPPLIES & EQUIPMENT	25,990.46	11,400.00	14,590.46	228.0%
7025 - SCHOOL SHARE	74,828.39	70,000.00	4,828.39	106.9%
7026 - HOSPITALITY	26,524.96	16,750.00	9,774.96	158.4%
7028 - WEIGHT MGT	11,432.03	11,500.00	-67.97	99.4%
7031 - REUNION/HALL OF FAME EXPENSES	8,083.58	11,000.00	-2,916.42	73.5%
7048 - SPIRIT SUMMIT EXPENSE		1,000.00	-1,000.00	0.0%
7112 - TICKET LEAP EXPENSES	1.44			
Total Expense	612,903.61	636,626.00	-23,722.39	96.3%
Net Income	567,314.09	610,174.00	-42,859.91	93.0%

SWIMMING & DIVING 2012-2013

	<u>Jul '12 - Jun 13</u>	<u>Budget</u>	<u>\$ Over Budget</u>	<u>% of Budget</u>
Income				
4111 · GATE RECEIPTS	10,021.00	11,000.00	-979.00	91.1%
4114 · SPONSORSHIPS	12,000.00	10,000.00	2,000.00	120.0%
4116 · T-SHIRT& CONCESSIONS	5,000.00	3,000.00	2,000.00	166.7%
Total Income	27,021.00	24,000.00	3,021.00	112.6%
Expense				
6183 · CASH OVER/SHORT EXP	-2.35			
7011 · OFFICIALS/ADJUDICATORS	3,000.00	2,600.00	400.00	115.4%
7012 · EVENT PERSONNEL	3,976.50	3,500.00	476.50	113.6%
7014 · SECURITY	3,905.81	3,000.00	905.81	130.2%
7015 · TROPHIES/MEDALS/AWARDS	2,354.76	2,300.00	54.76	102.4%
7017 · MEALS	98.49	50.00	48.49	197.0%
7018 · TRAVEL	105.93			
7021 · PROGRAMS/PRINTING	300.00	1,300.00	-1,000.00	23.1%
7022 · SUPPLIES & EQUIPMENT	1,520.54	1,000.00	520.54	152.1%
7026 · HOSPITALITY	926.84	750.00	176.84	123.6%
Total Expense	16,186.52	14,500.00	1,686.52	111.6%
Net Income	10,834.48	9,500.00	1,334.48	114.0%

WRESTLING 2012-2013

	<u>Jul '12 - Jun 13</u>	<u>Budget</u>	<u>\$ Over Budget</u>	<u>% of Budget</u>
Income				
4111 · GATE RECEIPTS				
4111-03 · SUITES	3,035.71			
4111 · GATE RECEIPTS - Other	50,002.00	42,000.00	8,002.00	119.1%
Total 4111 · GATE RECEIPTS	53,037.71	42,000.00	11,037.71	126.3%
4114 · SPONSORSHIPS	26,750.00	20,000.00	6,750.00	133.8%
4116 · T-SHIRT& CONCESSIONS	10,231.96	9,000.00	1,231.96	113.7%
4119 · WRESTLING ASSESSMENT FEES	10,905.58	10,500.00	405.58	103.9%
Total Income	100,925.25	81,500.00	19,425.25	123.8%
Expense				
7011 · OFFICIALS/ADJUDICATORS	6,959.57	7,750.00	-790.43	89.8%
7012 · EVENT PERSONNEL	22,258.43	22,250.00	8.43	100.0%
7013 · FACILITY COSTS	8,638.17	9,000.00	-361.83	96.0%
7014 · SECURITY	1,641.60	2,000.00	-358.40	82.1%
7015 · TROPHIES/MEDALS/AWARDS	1,985.40	1,800.00	185.40	110.3%
7017 · MEALS	591.49	500.00	91.49	118.3%
7018 · TRAVEL	122.04	300.00	-177.96	40.7%
7021 · PROGRAMS/PRINTING	506.00	400.00	106.00	126.5%
7022 · SUPPLIES & EQUIPMENT	3,878.91	3,900.00	-21.09	99.5%
7028 · WEIGHT MGT	11,432.03	11,500.00	-67.97	99.4%
Total Expense	58,013.64	59,400.00	-1,386.36	97.7%
Net Income	42,911.61	22,100.00	20,811.61	194.2%

BASKETBALL 2012-2013

	Jul '12 - Jun 13	Budget	\$ Over Budget	% of Budget
Income				
4111 - GATE RECEIPTS				
4111-01 - GATE RECEIPTS (RESERVED)	140,750.00	139,000.00	1,750.00	101.3%
4111-02 - COACHES PASSES	3,050.00			
4111 - GATE RECEIPTS - Other	713,857.00	805,000.00	-91,143.00	88.7%
Total 4111 - GATE RECEIPTS	857,657.00	944,000.00	-86,343.00	90.9%
4114 - SPONSORSHIPS	41,050.01	32,500.00	8,550.01	126.3%
4116-01 - BANQUET INCOME	400.00			
4116 - T-SHIRT & CONCESSIONS	19,228.86	23,800.00	-4,571.14	80.8%
Total Income	918,335.87	1,000,300.00	-81,964.13	91.8%
Expense				
6183 - CASH OVER/SHORT EXP	204.26			
7011 - OFFICIALS/ADJUDICATORS	69,025.42	78,350.00	-9,324.58	88.1%
7012 - EVENT PERSONNEL	132,363.12	158,250.00	-25,886.88	83.6%
7013 - FACILITY COSTS	70,747.36	70,000.00	747.36	101.1%
7014 - SECURITY	57,643.64	70,500.00	-12,856.36	81.8%
7016 - TROPHIES/MEDALS/AWARDS	5,809.61	6,200.00	-390.39	93.7%
7017 - MEALS	309.50	500.00	-190.50	61.9%
7018 - TRAVEL	538.53			
7021 - PROGRAMS/PRINTING	10,342.50	14,000.00	-3,657.50	73.9%
7022 - SUPPLIES & EQUIPMENT	5,835.95	4,000.00	1,835.95	145.9%
7025 - SCHOOL SHARE	74,828.39	70,000.00	4,828.39	106.9%
7026 - HOSPITALITY	25,168.91	15,000.00	10,168.91	167.8%
7031 - REUNION/HALL OF FAME EXPENSES	8,083.58	11,000.00	-2,916.42	73.5%
Total Expense	460,900.77	497,800.00	-36,899.23	92.6%
Net Income	457,435.10	502,500.00	-45,064.90	91.0%

SPIRIT 2012-2013

	Jul '12 - Jun 13	Budget	\$ Over Budget	% of Budget
Income				
4066 - MISC INCOME	530.00			
4111 - GATE RECEIPTS				
4111-01 - GATE RECEIPTS (RESERVED)	1,310.00			
4111-02 - COACHES PASSES	-40.00			
4111-03 - SUITES	2,038.28			
4111 - GATE RECEIPTS - Other	97,580.00	110,000.00	-12,420.00	88.7%
Total 4111 - GATE RECEIPTS	100,888.28	110,000.00	-9,111.72	91.7%
4114 - SPONSORSHIPS	20,649.99	20,000.00	649.99	103.2%
4116 - T-SHIRT & CONCESSIONS	9,764.81	9,000.00	764.81	108.5%
4126-01 - LATE FEE	1,300.00			
4126 - CORPORATE SHARE	802.50	2,000.00	-1,197.50	40.1%
Total Income	133,936.58	141,000.00	-7,064.42	95.0%
Expense				
6183 - CASH OVER/SHORT EXP	18.44			
7011 - OFFICIALS/ADJUDICATORS	8,264.00	3,500.00	4,764.00	236.1%
7012 - EVENT PERSONNEL				
7016 - NMAA STAFF	1,626.00	1,626.00	0.00	100.0%
7033 - HONORARIUM	75.00			
7012 - EVENT PERSONNEL - Other	29,509.52	29,000.00	509.52	101.8%
Total 7012 - EVENT PERSONNEL	31,210.52	30,626.00	584.52	101.9%
7013 - FACILITY COSTS	6,799.68	14,000.00	-7,200.32	48.6%
7014 - SECURITY	1,060.20	2,000.00	-939.80	53.0%
7015 - TROPHIES/MEDALS/AWARDS	5,423.54	2,800.00	2,623.54	193.7%
7017 - MEALS	1,003.08	500.00	503.08	200.6%
7018 - TRAVEL	6,782.51	5,000.00	1,782.51	135.7%
7021 - PROGRAMS/PRINTING	2,055.00	2,000.00	55.00	102.8%
7022 - SUPPLIES & EQUIPMENT	14,755.06	2,500.00	12,255.06	590.2%
7026 - HOSPITALITY	429.21	1,000.00	-570.79	42.9%
7048 - SPIRIT SUMMIT EXP	0.00	1,000.00	-1,000.00	0.0%
7112 - TICKETLEAP FEES	1.44			
Total Expense	77,802.68	64,926.00	12,876.68	119.8%
Net Income	56,132.90	76,074.00	-19,941.10	73.8%

SPRING SPORTS 2012-2013

	<u>Jul '12 - Jun 13</u>	<u>Budget</u>	<u>\$ Over Budget</u>	<u>% of Budget</u>
Income				
4111 · GATE RECEIPTS				
4111-02 · COACHES PASSES	16.00			
4111 · GATE RECEIPTS - Other	166,353.00	172,000.00	-5,647.00	96.7%
Total 4111 · GATE RECEIPTS	166,369.00	172,000.00	-5,631.00	96.7%
4114 · SPONSORSHIPS	89,749.97	70,500.00	19,249.97	127.3%
4116 · T-SHIRT& CONCESSIONS	51,800.00	42,000.00	9,800.00	123.3%
Total Income	307,918.97	284,500.00	23,418.97	108.2%
Expense				
6183 · CASH OVER/SHORT EXP	-13.55			
7011 · OFFICIALS/ADJUDICATORS	41,205.12	48,000.00	-6,794.88	85.8%
7012 · EVENT PERSONNEL				
7016 · NMAA STAFF	7,385.00	8,130.00	-745.00	90.8%
7012 · EVENT PERSONNEL - Other	79,104.92	67,500.00	11,604.92	117.2%
Total 7012 · EVENT PERSONNEL	86,489.92	75,630.00	10,859.92	114.4%
7013 · FACILITY COSTS	30,414.03	27,000.00	3,414.03	112.6%
7014 · SECURITY	1,239.10	18,000.00	-16,760.90	6.9%
7015 · TROPHIES/MEDALS/AWARDS	19,831.54	18,300.00	1,531.54	108.4%
7017 · MEALS	6,780.12	7,100.00	-319.88	95.5%
7018 · TRAVEL				
7018D · TAXABLE TRAVEL EXPENSI	266.39			
7018 · TRAVEL - Other	1,717.09	2,400.00	-682.91	71.5%
Total 7018 · TRAVEL	1,983.48	2,400.00	-416.52	82.6%
7021 · PROGRAMS/PRINTING	5,012.69	10,100.00	-5,087.31	49.6%
7022 · SUPPLIES & EQUIPMENT	25,003.49	23,800.00	1,203.49	105.1%
Total Expense	217,945.94	230,330.00	-12,384.06	94.6%
NET INCOME	89,973.03	54,170.00	35,803.03	166.1%

BASEBALL 2012-2013

	<u>Jul '12 - Jun 13</u>	<u>Budget</u>	<u>\$ Over Budget</u>	<u>% of Budget</u>
Income				
4111 · GATE RECEIPTS	53,321.00	71,000.00	-17,679.00	75.1%
4114 · SPONSORSHIPS	27,749.99	18,500.00	9,249.99	150.0%
4116 · T-SHIRT& CONCESSIONS	10,000.00	6,000.00	4,000.00	166.7%
Total Income	91,070.99	95,500.00	-4,429.01	95.4%
Expense				
6183 · CASH OVER/SHORT EXP	-3.00			
7011 · OFFICIALS/ADJUDICATORS	13,087.63	15,000.00	-1,912.37	87.3%
7012 · EVENT PERSONNEL				
7016 · NMAA STAFF	1,326.00	1,626.00	-300.00	81.6%
7012 · EVENT PERSONNEL - Other	15,558.40	11,000.00	4,558.40	141.4%
Total 7012 · EVENT PERSONNEL	16,884.40	12,626.00	4,258.40	133.7%
7013 · FACILITY COSTS	3,504.42	6,000.00	-2,495.58	58.4%
7014 · SECURITY	343.06	1,000.00	-656.94	34.3%
7015 · TROPHIES/MEDALS/AWARDS	1,446.75	1,500.00	-53.25	96.5%
7017 · MEALS	387.00	1,000.00	-613.00	38.7%
7018 · TRAVEL	0.00	500.00	-500.00	0.0%
7021 · PROGRAMS/PRINTING	1,000.00	2,000.00	-1,000.00	50.0%
7022 · SUPPLIES & EQUIPMENT	1,127.68	1,000.00	127.68	112.8%
Total Expense	37,777.94	40,626.00	-2,848.06	93.0%
NET INCOME	53,293.05	54,874.00	-1,580.95	97.1%

SOFTBALL 2012-2013

	<u>Jul '12 - Jun 13</u>	<u>Budget</u>	<u>\$ Over Budget</u>	<u>% of Budget</u>
Income				
4111 · GATE RECEIPTS	32,115.00	30,000.00	2,115.00	107.1%
4114 · SPONSORSHIPS	17,999.99	15,000.00	2,999.99	120.0%
4116 · T-SHIRT& CONCESSIONS	13,000.00	12,000.00	1,000.00	108.3%
Total Income	63,114.99	57,000.00	6,114.99	110.7%
Expense				
6183 · CASH OVER/SHORT EXP	-2.55			
7011 · OFFICIALS/ADJUDICATORS	19,897.49	24,000.00	-4,102.51	82.9%
7012 · EVENT PERSONNEL				
7016 · NMAA STAFF	1,181.00	1,626.00	-445.00	72.6%
7012 · EVENT PERSONNEL - Other	10,227.09	8,000.00	2,227.09	127.8%
Total 7012 · EVENT PERSONNEL	11,408.09	9,626.00	1,782.09	118.5%
7013 · FACILITY COSTS	1,113.52			
7014 · SECURITY	195.00	2,000.00	-1,805.00	9.8%
7015 · TROPHIES/MEDALS/AWARDS	1,309.15	1,200.00	109.15	109.1%
7017 · MEALS	210.41	100.00	110.41	210.4%
7018 · TRAVEL	112.44	400.00	-287.56	28.1%
7021 · PROGRAMS/PRINTING	720.00	1,000.00	-280.00	72.0%
7022 · SUPPLIES & EQUIPMENT	1,206.54	1,500.00	-293.46	80.4%
Total Expense	36,170.09	39,826.00	-3,655.91	90.8%
NET INCOME	26,944.90	17,174.00	9,770.90	156.9%

GOLF 2012-2013

	<u>Jul '12 - Jun 13</u>	<u>Budget</u>	<u>\$ Over Budget</u>	<u>% of Budget</u>
Income				
4114 · SPONSORSHIPS	13,000.00	10,000.00	3,000.00	130.0%
4116 · T-SHIRT& CONCESSIONS	5,000.00	4,000.00	1,000.00	125.0%
Total Income	18,000.00	14,000.00	4,000.00	128.6%
Expense				
7012 · EVENT PERSONNEL				
7016 · NMAA STAFF	1,626.00	1,626.00	0.00	100.0%
7012 · EVENT PERSONNEL - Other	450.00	500.00	-50.00	90.0%
Total 7012 · EVENT PERSONNEL	2,076.00	2,126.00	-50.00	97.6%
7013 · FACILITY COSTS	15,000.00	15,000.00	0.00	100.0%
7015 · TROPHIES/MEDALS/AWARDS	1,459.72	1,600.00	-140.28	91.2%
7017 · MEALS	650.87	700.00	-49.13	93.0%
7018 · TRAVEL				
7018D · TAXABLE TRAVEL EXPENSI	266.39			
7018 · TRAVEL - Other	1,074.15	1,000.00	74.15	107.4%
Total 7018 · TRAVEL	1,340.54	1,000.00	340.54	134.1%
7021 · PROGRAMS/PRINTING	225.00	1,100.00	-875.00	20.5%
7022 · SUPPLIES & EQUIPMENT	36.66	1,500.00	-1,463.34	2.4%
Total Expense	20,788.79	23,026.00	-2,237.21	90.3%
NET INCOME	-2,788.79	-9,026.00	6,237.21	30.9%

TENNIS 2012-2013

	<u>Jul '12 - Jun 13</u>	<u>Budget</u>	<u>\$ Over Budget</u>	<u>% of Budget</u>
Income				
4114 · SPONSORSHIPS	13,000.00	10,000.00	3,000.00	130.0%
4116 · T-SHIRT& CONCESSIONS	6,800.00	4,000.00	2,800.00	170.0%
Total Income	19,800.00	14,000.00	5,800.00	141.4%
Expense				
7011 · OFFICIALS/ADJUDICATORS	8,220.00	9,000.00	-780.00	91.3%
7012 · EVENT PERSONNEL				
7016 · NMAA STAFF	1,626.00	1,626.00	0.00	100.0%
7012 · EVENT PERSONNEL - Other	3,275.00	3,000.00	275.00	109.2%
Total 7012 · EVENT PERSONNEL	4,901.00	4,626.00	275.00	105.9%
7013 · FACILITY COSTS	1,800.00			
7015 · TROPHIES/MEDALS/AWARDS	1,747.34	1,000.00	747.34	174.7%
7017 · MEALS	503.92	500.00	3.92	100.8%
7021 · PROGRAMS/PRINTING	1,042.15	1,000.00	42.15	104.2%
7022 · SUPPLIES & EQUIPMENT	795.75	800.00	-4.25	99.5%
Total Expense	19,010.16	16,926.00	2,084.16	112.3%
NET INCOME	789.84	-2,926.00	3,715.84	-27.0%

TRACK & FIELD 2012-2013

	<u>Jul '12 - Jun 13</u>	<u>Budget</u>	<u>\$ Over Budget</u>	<u>% of Budget</u>
Income				
4111 · GATE RECEIPTS				
4111-02 · COACHES PASSES	16.00			
4111 · GATE RECEIPTS - Other	80,917.00	71,000.00	9,917.00	114.0%
Total 4111 · GATE RECEIPTS	80,933.00	71,000.00	9,933.00	114.0%
4114 · SPONSORSHIPS	17,999.99	17,000.00	999.99	105.9%
4116 · T-SHIRT& CONCESSIONS	17,000.00	16,000.00	1,000.00	106.3%
Total Income	115,932.99	104,000.00	11,932.99	111.5%
Expense				
6183 · CASH OVER/SHORT EXP	-8.00			
7012 · EVENT PERSONNEL				
7016 · NMAA STAFF	1,626.00	1,626.00	0.00	100.0%
7012 · EVENT PERSONNEL - Other	49,594.43	45,000.00	4,594.43	110.2%
Total 7012 · EVENT PERSONNEL	51,220.43	46,626.00	4,594.43	109.9%
7013 · FACILITY COSTS	8,996.09	6,000.00	2,996.09	149.9%
7014 · SECURITY	701.04	15,000.00	-14,298.96	4.7%
7015 · TROPHIES/MEDALS/AWARDS	13,868.58	13,000.00	868.58	106.7%
7017 · MEALS	5,027.92	4,800.00	227.92	104.7%
7018 · TRAVEL	530.50	500.00	30.50	106.1%
7021 · PROGRAMS/PRINTING	2,025.54	5,000.00	-2,974.46	40.5%
7022 · SUPPLIES & EQUIPMENT	21,836.86	19,000.00	2,836.86	114.9%
Total Expense	104,198.96	109,926.00	-5,727.04	94.8%
NET INCOME	11,734.03	-5,926.00	17,660.03	-198.0%



New Mexico Activities Association

Commission Meeting



TENNIS – STANDARDIZE DISTRICT MATCH SCORING

☒ Action Item ☐ Referenda Item
☐ Discussion Item ☐ Non-Referenda Item

Presenter: **Joe Butler, NMAA Assistant Director**

Proposal: **Standardize the match scoring for all district regular season and district tournament matches, as follows: best two-of-three tie-breaker sets, with ad scoring and a 7-point tie-breaker at 6-all in each set. All team matches will utilize a 9-point format (6-singles and 3-doubles matches) and will be played out to the full nine points.**

For postponed or suspended matches due to darkness, weather or other conditions, refer to NMAA Handbook Sections 7.9 and 7.10. For district team matches if it is determined that a match cannot be continued it shall be rescheduled and continued from the point of interruption. Rescheduling of a suspended match shall be by mutual agreement. If agreement cannot be reached the NMAA director of tennis will determine a date and time for the rescheduled match.

Rationale: **Standardizing match formats throughout all districts statewide provides consistency for the sport of tennis in qualifying players and teams to the state tournament.**

Budget Impact: None

NMAA Staff Recommendation: Approve

Attachments: None



New Mexico Activities Association

Commission Meeting



TENNIS – DISTRICT TIE-BREAKER PROCEDURE

☒ Action Item ☐ Referenda Item
☐ Discussion Item ☐ Non-Referenda Item

Presenter: **Joe Butler, NMAA Assistant Director**

Proposal: **Tennis By-Laws (7.21—District Tournament: Team Champion).**

In tennis districts, where the district team champion is determined based on the results of head-to-head matches against all other district teams, establish a statewide district formula for breaking ties in team placement.

Rationale: **Establishes a standard system statewide that is based on both USTA principles and NMAA tie-breaker rules in other sports, thereby creating consistency amongst districts for state qualifying purposes.**

Budget Impact: **None**

NMAA Staff Recommendation: **Approve**

Attachments: **District Team Tie-breaker**

I. Tennis District Team Tie-Breaker Format Proposal—to be utilized in tennis districts where district champion/runner-up is determined based on head-to-head dual matches.

- A. In the case of a two-team tie, the team that defeated the other in head-to-head district play will earn the higher placement
- B. In the event that more than two teams tie, placement is determined by a point system based upon the following:

- 1. Compare the results of head to head competition between the tied teams. If one team has defeated the other two teams, that team has earned the higher placement; the remaining two teams are placed based on the result of their head-to-head dual match;

.... if more than two teams are still tied then

- 2. the winner of the most individual singles/doubles matches, utilizing the 6-3 format in all matches between the tied teams, determines the placement order. In the event of a two-way tie for most matches won, the team which defeated the other in the district head-to-head match will earn the higher placement.

Example 1

School A: defeats school B 7-2; loses to school C 4-5= 11

School B: loses to school A 2-7; defeats school C 7-2= 9

School C: defeats school A 5-4; loses to school B 2-7= 7

Result: School C is third place. School B is second place. School A is district champion.

Example 2

School A: defeats school B 6-3; loses to school C 4-5= 10

School B: loses to school A 3-6, defeats school C 7-2= 10

School C: defeats school A 5-4; loses to school B 2-7= 7

Result: School C is third place. Schools A and B are tied in total matches won. School A is placed first and School B second based on the result of their head-to-head match.

Example 3

School A: defeats school B 7-2; loses to school C 4-5= 11

School B: loses to school A 2-7; defeats school C 6-3= 8

School C: defeats school A 5-4; loses to school B 3-6= 8

Results: School A is the district champion. School B places second because they defeated School C 6-3 in their head-to-head dual match.

.... if more than two teams are still tied then

3. the team losing the fewest number of sets in matches between the tied teams determines the placement order. In the event of a two-way tie for fewest number of sets lost, the team which has defeated the other in the district head-to-head match will earn the higher placement.

Example 1

Schools A, B and C each finish the district season with 3-1 records. Each schools district loss is to one of the tied teams. All matches amongst tied teams were by a 5-4 score, so tiebreaker #2 (total matches won) yields a 3-way tie (9 matches won & 9 lost by each school). Applying tiebreaker #3 (fewest sets lost), Team A lost 18 sets in their 18 total matches. Teams B and C each lost a total of 20 sets in their 18 matches.

Result: Team A is placed 1st based on fewest lost sets. Teams B and C are tied with 20 sets lost. Team C defeated Team B 5-4 in their head-to-head match. Team C is placed 2nd and Team B 3rd in the final district standings.

.... if more than two teams are still tied, then

4. the team losing the fewest number of games in matches between the tied teams determines the placement order. In the event of a two-way tie for fewest number of games lost, the team which has defeated the other in the district head-to-head district match will earn the higher placement.

.... if more than two teams are still tied then

5. a coin toss will determine placement, as follows.
 - a. All 3 teams flip a coin
 - b. The “odd man out” is the third place team
 - c. First and second place is then determined by which team defeated the other in their district head-to-head match.



New Mexico Activities Association

Commission Meeting



FULLY AUTOMATIC TIMING (FAT)

☒ Action Item ☐ Referenda Item
☐ Discussion Item ☐ Non-Referenda Item

Presenter: Chris Kedge

Proposal: Require that all state qualifying track and field meets be timed using a Fully Automatic Timing (FAT) system. This requirement would begin with the 2015 track and field season.

Rationale: By requiring that state qualifying track and field meets use (FAT) timing, it ensures that all times submitted are accurate for seeding purposes.

Budget Impact: For those wishing to host a state qualifying meet, FAT systems could be purchased by the school or athletic district that the school belongs to. There would be a cost associated with the implementation of (FAT) systems at locations that do not currently have them.

NMAA Staff Recommendation: Recommend that all state qualifying track and field meets be required to use (FAT) timing for running events.

Attachments: Survey results



New Mexico Activities Association

Commission Meeting



TRACK AND FIELD HEAT FORMATIONS

☒ Action Item ☐ Referenda Item
☐ Discussion Item ☐ Non-Referenda Item

Presenter: Chris Kedge

Proposal: To eliminate bylaw 7.22.3 E

The bylaw currently reads, “In all races except distance events, contestants qualify for the finals on the basis of time only.”






Rationale: By eliminating the current bylaw it would allow the NMAA to use the NFHS preferred system that allows heat leaders and a designated number of the next fastest runners (dependent on the number of heats) to advance to the finals through head to head competition.

Budget Impact: None



NMAA Staff Recommendation: The NMAA recommends the elimination of the current bylaw to allow for a system where heat leaders advance to the finals.

Attachments: Survey results



1. What classification do you belong to for track and field?

		Response Percent	Response Count
A		25.5%	25
2A		20.4%	20
3A		9.2%	9
4A		24.5%	24
5A		21.4%	21
answered question			98
skipped question			2



2. The current event limit for NMAA track and field athletes is five. NFHS rules allow for four but give states the option to exceed that limit with the stipulation that those states exceeding the four event limitation cannot be represented on national governing committees, nor would the NFHS be able to represent them in legal matters pertaining to that specific situation.

		Response Percent	Response Count
Continue the practice of allowing athletes to participate in five events.		63.0%	63
Change the individual event limit to the NFHS standard of four events.		37.0%	37
answered question			100
skipped question			0



3. As per NFHS rules, for the first round of competition, runners who are known to have the best times should be placed in different heats and given preferred lane assignments.

		Response Percent	Response Count
Adjust to the NFHS rules where the athletes with the best times be placed in different heats.		58.0%	58
Continue with the present system of forming heats such as "slow to fast."		43.0%	43
answered question			100
skipped question			0



4. Currently, in the running events, athletes qualify from the preliminaries to the finals of the State Track and Field Championships based on time only. If heats were seperated by athletes known to have the best times, one way to qualify to the finals would be by heat leaders. If there were two heats, the top two finishers in each heat plus the next four overall fastest would advance. If there were three heats, the top two finishers in each heat plus the next two overall fastest would advance.

		Response Percent	Response Count
I am not in favor of heat leaders (top 2) and the next two (three heats) or four (two heats) fastest athletes advancing.		34.3%	34
I am in favor of heat leaders and the next two or four fastest athletes advancing.		65.7%	65
answered question			99
skipped question			1



5. Thirty-nine state associations include the 4X800 Relay as one of their state championship events. Would you like to see the 4X800 Relay replace the 1600 Medley Relay as an event at the NMAA State Track and Field Championships?

		Response Percent	Response Count
I am in favor of adding the 4X800 Relay and deleting the 1600 Medley from the NMAA State Track and Field Championships.		27.6%	27
I am not in favor of replacing the 1600 Medley Relay with the 4X800 Relay at the State Track and Field Championships.		72.4%	71
answered question			98
skipped question			2



6. It is inevitable that we will one day need to switch to Fully Automatic Timing (FAT) as a requirement for qualification to the NMAA State Track and Field Championships. Should this become a requirement by the 2015 track and field season?

		Response Percent	Response Count
I am in favor of (FAT) being a requirement in all running events for state qualifying meets by the 2015 track and field season.		65.0%	65
I am against (FAT) being a requirement in all running events for state qualifying meets by the 2015 track and field season.		35.0%	35
answered question			100
skipped question			0

7. The NFHS recommends that when scoring 6 places, both individual AND relay scoring should be 10-8-6-4-2-1. This means winning individual events would be worth the same point value as winning relay races.

		Response Percent	Response Count
I am in favor of aligning our scoring with the NFHS recommendation.		47.0%	47
I am in favor of keeping our current scoring system as is.		53.0%	53
		answered question	100
		skipped question	0

8. (For A-AA Schools Only) The current State Championship schedule has the running events in the preliminaries on Friday beginning at 1:00 P.M. and finals on Saturday beginning at 2:00 P.M.

		Response Percent	Response Count
I am in favor of having an earlier start time for running events on both days.		55.2%	32
I am in favor of keeping with the current running event time schedule.		44.8%	26
		answered question	58
		skipped question	42

9. If there are any other track and field issues that you believe need to be addressed, or suggestions that you may have, please comment.

Response Count	
28	
answered question	28
skipped question	72



New Mexico Activities Association

Commission Meeting – September 11, 2013



Policy to establish/maintain sports/activities

☒ Action Item ☒ Referenda Item
☐ Information Item ☐ Non-Referenda Item

Presenter:

Dana Pappas, Deputy Director

Proposal:

Consider an addition to the NMAA Handbook that would establish a minimum number of schools necessary to add a new sport or activity to those sanctioned by the Association. The proposal would read as follows:

“In order to add a new sport or activity to the New Mexico Activities Association, ten (10%) of the member high schools must participate in that sport or activity. Prior to the start of a new block, the NMAA staff will review all programs and conduct a feasibility study for the continuance of each sport/activity it offers.”

Rationale:

In the past, the NMAA has been approached by various groups wishing to establish new sports or activities in the state. While the standard answer has been that 12 programs are necessary, no policy was in writing. This proposal would establish such a guideline.

Budgetary Impact:

None

Attachments:

None



New Mexico Activities Association

Commission Meeting September 11, 2013



BOARDING SCHOOL FOREIGN STUDENT

☒ Action Item
☐ Discussion Item

☒ Referenda Item
☐ Non-Referenda Item

Presenter: Sally Marquez, Executive Director

Proposal: Remove Bylaw 6.7.7 A.6 (Boarding School Foreign Student) – Allowing all foreign students who are boarding to be immediately eligible.

Rationale: This proposal would allow boarding foreign students to be immediately eligible upon enrollment, treating them the same as all other boarding school students. This will also allow boarding schools to have a true 40-day count when it comes to Classification and Alignment.

Budget Impact: None

NMAA Staff Recommendation: Will support the membership in its decision regarding the proposal

Attachments: