

NMAA

Commission Meeting



Wednesday, August 25, 2021
NMAA
9:00 AM



New Mexico Activities Association Commission Updated July 2021



Small Area A – Term Expires Dec. 31, 2022
Mr. Kamau Turner
Roy Municipal Schools
P.O. Drawer 430
Roy, NM 87743
575-485-2242, Fax: 575-485-2497
email: supt@royschools.org

Small Area B – Term Expires Dec 31, 2021
Mr. Dickie Roybal
Melrose High School
P.O. Box 275
Melrose, NM 88124
575-253-4267, Fax: 575-253-4291
email: roybal@melroseschools.org

Small Area C – Term Expires Dec. 31, 2022
Mr. Jory Mirabal
Magdalena High School
P.O. Box 629
Magdalena, NM 87825
575-854-2241, Fax: 575-854-2531
email: jmirabal@magdalena.k12.nm.us

Small Area D – Term Expires Dec. 31, 2023
Ms. Robbie Robinson
Eunice High School
P.O. Box 129
Eunice, NM 88231
575-390-8648, Fax: 575-394-3140
email: robinson@eunice.org

Non-Public Schools – Term Expires Dec. 31, 2023
Mr. Willie Owens
Sandia Preparatory High School
532 Osuna Rd. NE
Albuquerque, NM 87113
505-338-3023, Fax: 505-200-0190
email: wowens@sandiaprep.org

New Mexico High School Athletic Directors Association
Mr. Larry Chavez
Rio Rancho Public Schools
500 Laser Rd. NE
Rio Rancho, NM 87124
505-896-0667, Fax: 505-896-0662
email: larry.chavez@rrps.net

New Mexico Officials Association
Mr. Jess Martinez
Albuquerque, NM
505-228-0102
email: jessmartinez3@gmail.com

New Mexico Association of Secondary School Principals
Mr. V. Scott Affentranger
Cleveland High School
4800 Laban Rd. NE
Rio Rancho, NM 87144
505-938-0325
email: scott.affentranger@rrps.net

Large Area A – Term Expires Dec. 31, 2023
Mr. Ben Tensay
Bloomfield High School
520 N. First Street
Rio Rancho, NM 87413
505-634-3408, Fax: 505-634-3414
email: btensay@bsin.k12.nm.us

Large Area B – Term Expires Dec. 31, 2021
Mr. Cooper Henderson
Artesia High School
1106 W. Quay
Artesia, NM 88210
575-746-2373, Fax: 575-746-8816
email: chenderson@bulldogs.org

Large Area C – Term Expires Dec. 31, 2022
Mr. Ernie Viramontes (Chairman)
Las Cruces Public Schools
505 S Main St.
Las Cruces, NM 88001
575-527-5812, Fax: 575-527-6677
email: eviramontes@lcpk.k12.nm.us

Large Area D – Term Expires Dec. 31, 2021
Ms. LeeAnn Moores
La Cueva High School
7801 Wilshire Ave. NE
Albuquerque, NM 87122
505-828-4592, Fax: 505-857-0177
email: moores_l@aps.edu

New Mexico School Boards Association
Mr. Frank Cordova
705 Taylor St.
Bayard, NM 88023
575-313-3852
email: frankcordova1948@gmail.com

New Mexico High School Coaches Association
Mr. Thomas "Buster" Mabrey
6600 Palomas Ave. NE
Albuquerque, NM 87109
505-821-8600, Fax: 505-923-3114
505-554-7349 (cell)
email: tmabrey@nmhsca.com

Activities Council
Ms. Mary Hahn
Albuquerque, NM
505-259-0484
email: HahnNMASC@aol.com

Jr. High / Middle School Committee
Mr. Dale Lindley
Chaparral Middle School
1401 College Ave
Alamogordo, NM 88310
575-812-6300; 575-430-4041
email: dale.lindley@aps4kids.org

Note: The terms of the elected representatives to the NMAA Commission shall be three years. The initial term lengths are staggered to provide continuity on the Commission. Subsequent terms are for three years for the elected position.



NEW MEXICO ACTIVITIES ASSOCIATION COMMISSION MEETING



*NMAA - Hall of Pride and Honor
August 25, 2021, 9:00 AM*

AGENDA

A= Action Item

D/I= Discussion/ Information Item

- I. Call Meeting to Order and Welcome**
Roll Call – Ascertain Quorum
(A) Approval of Agenda
(A) Approval of Minutes (May 19, 2021)
*Alissa Wesbrook, Asst. to Exec. Dir.
Ernie Viramontes, Chairman
Ernie Viramontes, Chairman*
- II. Elections**
(A) Election of Commission Chairperson
Ernie Viramontes, Chairman
(A) Election of Commission Vice-Chairperson
Commission Chairperson
- III. NMAA Director's Report**
Dusty Young, Associate Director
- IV. NMAA Financial Report**
Shari Kessler-Schwaner, Business Mgr.
- V. NMAA Activities Report**
Tammy Richards, Assistant Director
- VI. New Mexico Officials Association Report**
Zac Stevenson, Comm. of Officials
- VII. Discussion/ Informational Items**
(D/I) Seeding & Selection: Coach Input
Adrian Pete, Rehoboth Christian
(D/I) Classification & Alignment Update
Sally Marquez, Executive Director
(D/I) Spring Sports Calendar
Sally Marquez, Executive Director
(D/I) Cancellation of Events Due to COVID-19
Sally Marquez, Executive Director
(D/I) Student Eligibility: Specialized Sports Training
Sally Marquez, Executive Director
(D/I) Student Eligibility: Virtual/Online Schooling
Sally Marquez, Executive Director
(D/I) Track & Field: Fully Automatic Timing
Sally Marquez, Executive Director
(D/I) Track & Field: Hytek Requirement
Sally Marquez, Executive Director
(D/I) Tennis: One vs. Two Weekends for State
Sally Marquez, Executive Director
(D/I) Basketball: Shot Clock
Sally Marquez, Executive Director
(D/I) Wrestling: Weight Classes
Scott Owen, Assistant Director
(D/I) Wrestling: Classifications
Scott Owen, Assistant Director
(D/I) Wrestling: Regional Tournaments
Scott Owen, Assistant Director
- VIII. Action Items**
(A) Football: Film Requirement Expansion
Dusty Young, Associate Director
(A) Baseball: 2A/3A State Tournament Top Seeds Bye
Dusty Young, Associate Director
(A) Baseball: Bat Regulations
Dusty Young, Associate Director

(A) Golf: State Qualifying Standards

Tyler Dunkel, Assistant Director

(A) NMHSCA: All-Star Game Format

Buster Mabrey, NMHSCA

(A) Out-of-Season Coaching: Contact on Saturdays

Sally Marquez, Executive Director

(A) Out-of-Season Coaching: Middle / Jr. High Schools

Sally Marquez, Executive Director

(A) Scholastic Eligibility: Cumulative Provision for Freshmen

Sally Marquez, Executive Director

(A) Scholastic Eligibility: 8th Grade Clean Slate

Sally Marquez, Executive Director

IX. Consider Adjournment

Next Commission Meeting – November 17, 2021 (NMAA)

NMAA Commission Meeting
May 19, 2021
9:00 AM
Zoom

Welcome – The meeting was called to order by Mr. Ernie Viramontes at 9:00 am. A roll call was conducted by Ms. Alissa Wesbrook, NMAA Assistant to the Executive Director, and the following members were present:

Mr. Ben Tensay (Large Area A)
Mr. Cooper Henderson (Large, Area B)
Mr. Jory Mirabal (Small, Area C)
Mr. Ernie Viramontes (Large, Area C) - Chair
Mr. Jason Hightower (Small Area D)
Ms. LeeAnn Moores (Large, Area D)
Mr. Willie Owens (Non-Public Schools)
Mr. Thomas Mabrey (New Mexico High School Coaches Association)
Mr. Scott Affentranger (New Mexico Association of Secondary School Principals) – Vice Chair
Mr. Larry Chavez (New Mexico High School Athletic Directors Association)
Ms. Mary Hahn (Activities Council)
Mr. Daren Jones (Jr. High/Middle School Committee)
Mr. Jess Martinez (New Mexico Officials Association)

13 members were present representing a quorum.

Not Present:

Mr. Kamau Turner (Small, Area A)
Mr. Dickie Roybal (Small, Area B)
Mr. Frank Cordova (New Mexico State School Boards Association)

Approval of Agenda:

Mr. Viramontes asked for a motion to approve the agenda as presented. Ms. Moores made a motion to approve the agenda. Mr. Chavez seconded the motion. A vote was taken and passed unanimously (13-0).

Approval of Minutes:

Mr. Viramontes asked for a motion to approve the minutes of the February 3, 2021 Commission Meeting as presented. Mr. Hightower made a motion to approve the minutes. Mr. Tensay seconded the motion. A vote was taken and passed unanimously (13-0).

NMAA Directors' Report:

Mr. Dusty Young, NMAA Associate Director, discussed three (3) items on his report: 1) stated that seven sports seasons have concluded with six still to go for 2020-2021; 2) provided information on possible changes to the NMAA championship trophy; and 3) congratulated Mr. Larry Chavez on his upcoming retirement and thanked him for his service on the Commission and overall support of the NMAA and the youth of New Mexico.

NMAA Activities Report:

Ms. Dana Pappas, Commissioner of Officials, presented the activities report. She discussed four (4) items on her report: 1) reported on the communication efforts made to ensure activities liaisons and sponsors were informed throughout this difficult year; 2) stated the NMAA crowned champions in ESports at the end of April and that State FFA and State Bowling will take place in June; 3) provided an update pertaining to the NMAA Student Leadership Advisory Council; and 4) stated that the Annual Activities Council meeting will take place in person this fall.

New Mexico Officials Association Report:

Ms. Pappas presented the officials report. She discussed seven (7) items on her report: 1) stated that 18% of the NMOA's officials opted out this unique year; 2) provided information on the numerous webinars that have taken place throughout 2020-2021 in an effort to engage officials; 3) reported that the State Clinic will be held virtually in July with the Hall of Fame banquet taking place in September; 4) stated that the Referee Educational Forum will be held virtually in August; 5) provided information regarding updates to the NMOA Constitution and Athletic Officials Manual; 6) reported on the election cycle for the NMOA Executive Board and Supervisory Committee; and 7) thanked the assignors and athletic directors for their work in ensuring games were covered throughout this difficult year. Ms. Pappas also answered questions from the group pertaining to Soccer Officials numbers in the Northwest part of the state.

Discussion/Informational Items:

8th Grade Students - Ms. Sally Marquez, NMAA Executive Director, discussed eligibility issues pertaining to 8th grade participation that the NMAA has dealt with throughout 2020-2021 and an inquiry from coaches/athletic directors regarding a possible clean slate (scholastic eligibility) for 8th graders that do not participate at the high school level for next school year. Feedback included that, starting in the Fall 2021, all scholastic eligibility requirements that were in place prior to the pandemic should again be utilized.

Summer Workouts/Camps for 2021 - Ms. Marquez discussed Summer Workouts/Camps for 2021 and how overnight travels would play in to these activities. Schools may hold summer activities beginning Memorial Day weekend, but due to the fact that Spring Sports are still ongoing and these teams cannot stay overnight, summer workouts/camps also cannot include overnight travel until June 28th. Feedback from the group supported this guideline so that spring sports were treated equitable to those that are out of season while also providing a consistent start date for all schools/programs for overnight travel.

Boarding School Eligibility - Ms. Marquez discussed a possible change to the current boarding school rule which allows for immediate varsity eligibility to student athletes when transferring and boarding at the new school. She stated modification to this bylaw would include granting immediate eligibility to out of state students only, and affording New Mexico students immediate eligibility to incoming 9th grade students as a one-time open enrollment choice. Feedback included support to continue discussions regarding a possible change to these bylaws.

Classification and Alignment: 2022-2024 Block - Ms. Marquez discussed the 2022-2024 Classification and Alignment Block and provided a timeline and information regarding this process.

Action Items:

Soccer: Sites for State Quarterfinals/Semifinals - Ms. Marquez presented a proposal to consider, beginning with the 2021-2022 school year, utilizing host school sites (higher seed) for the State Soccer Championships during the 1st Round, Quarterfinal and Semifinals. Only the Finals would be held at a centralized location for all classifications (boys and girls). Mr. Viramontes asked for a motion to approve the proposal as presented. Mr. Chavez made the motion to approve the proposal. Mr. Owens seconded the motion. A vote was taken and passed unanimously (13-0).

Mr. Kamau Turner entered the meeting

Student Eligibility: Specialized Sports Training - Ms. Marquez presented a proposal where transfer students who enroll in an NMAA-member school after attending a specialized sport training academy or school, shall be ineligible for varsity participation in that sport(s) for 180 school/365 calendar days from the date of their enrollment. Specialized sport training programs include, without limitation, non-school sponsored sports training academies or facilities that recruit participants for specialized training. Specialized sport training programs do not include club or municipal sports teams. Mr. Viramontes asked for a motion to approve the proposal as presented. Mr. Tensay made the motion to table the proposal so that the NMAA can look at this topic in more detail, especially with remote learning continuing in some capacity throughout the next school year which may impact this issue. Mr. Hightower seconded the motion. A vote was taken and passed unanimously (14-0).

NMOA/Football: Film Requirement - Ms. Pappas and Mr. Young presented a proposal to require NMAA varsity head football coaches to submit film to a film repository hosted by the NMAA office on Hudl. The purpose is to film submission is an avenue for evaluation of officials and for the continued training and education of the NMOA football staff. All NMAA varsity head football coaches will have Hudl accounts provided on the NMOA Football Hudl. Coaches can use the platform to exchange film between on another if they so choose but the intent of the account is for internal use by the NMAA/NMOA staff and the officials. These accounts will be covered on the NMAA license and will not create a financial burden on the individual schools/coaches. Coaches will be required to submit Varsity game film to the NMOA Football Hudl account each week of the season. Film can be raw game footage and need not be clipped. Thursday games- film must be submitted by 1:00 p.m. on Saturday. Friday games- film must be submitted by 1:00 p.m. on Saturday and Saturday games- film must be submitted by 10:00 a.m. on Sunday. If a coach has questions or concerns about a specific play, the play(s) should be flagged within Hudl with an email to the NMAA office describing the concern and asking for a response. The email should include the clip number and any rules reference that pertains to the clip. Mr. Viramontes asked for a motion to approve the proposal as presented. Mr. Hightower made the motion to approve the proposal. Mr. Henderson seconded the motion. A vote was taken and passed unanimously (14-0).

Consider Adjournment

Mr. Viramontes asked for a motion to adjourn the meeting at 10:34 a.m. Mr. Tensay made a motion to adjourn the meeting. Ms. Moores seconded the motion. A vote was taken and passed unanimously (14-0).

2020-2021 ALL SPORTS

	Jul '20 - Jun 21	Budget	\$ Over Budget	% of Budget
Income				
4111 · GATE RECEIPTS				
4111-01 · GATE RECEIPTS (RESERVED)	-360.00	0.00	-360.00	100.0%
4111-02 · COMP PASS	0.00	0.00	0.00	100.0%
4111 · GATE RECEIPTS - Other	350,210.00	128,000.00	222,210.00	273.6%
Total 4111 · GATE RECEIPTS	349,850.00	128,000.00	221,850.00	273.3%
4114 · SPONSORSHIPS	259,500.00	297,500.00	-38,000.00	87.2%
4115-01 · BANQUET INCOME	0.00	0.00	0.00	0.0%
4116 · T-SHIRT & CONCESSIONS				
4116S · SPIRIT SHIRT	0.00	0.00	0.00	0.0%
4116 · T-SHIRT & CONCESSIONS - Other	105,500.00	94,000.00	11,500.00	112.2%
Total 4116 · T-SHIRT & CONCESSIONS	105,500.00	94,000.00	11,500.00	112.2%
4119 · WRESTLING ASSESSMENT FEES	5,615.00	10,000.00	-4,385.00	56.2%
4126 · CORPORATE SHARE	0.00	0.00	0.00	0.0%
Total Income	\$ 720,465.00	\$ 529,500.00	\$ 190,965.00	136.1%
Expense				
6029 · MISCELLANEOUS EXP	0.00	1,000.00	-1,000.00	0.0%
7011 · OFFICIALS/ADJUDICATORS	54,794.21	222,700.00	-167,905.79	24.6%
7012 · EVENT PERSONNEL				
7012T · ATHLETIC TRAINER	10,711.26	25,600.00	-14,888.74	41.8%
7012 · EVENT PERSONNEL - Other	137,730.25	329,000.00	-191,269.75	41.9%
Total 7012 · EVENT PERSONNEL	148,441.51	354,600.00	-206,158.49	41.9%
7013 · FACILITY COSTS	43,483.51	80,500.00	-37,016.49	54.0%
7014 · SECURITY	23,552.58	55,300.00	-31,747.42	42.6%
7015 · TROPHIES/MEDALS/AWARDS	35,241.05	35,700.00	-458.95	98.7%
7017 · MEALS	6,846.97	13,800.00	-6,953.03	49.6%
7018 · TRAVEL	3,887.32	3,300.00	587.32	117.8%
7021 · PROGRAMS/PRINTING	6,398.28	21,950.00	-15,551.72	29.1%
7022 · SUPPLIES & EQUIPMENT	24,518.19	51,450.00	-26,931.81	47.7%
7023 · VISITING TEAM SHARE	0.00	0.00	0.00	0.0%
7024 · HOST SCHOOL SHARE	0.00	0.00	0.00	0.0%
7025 · SCHOOL SHARE	-3,504.73	0.00	-3,504.73	100.0%
7026 · HOSPITALITY	-30.37	20,000.00	-20,030.37	-0.2%
7028 · WEIGHT MGT	6,400.00	11,500.00	-5,100.00	55.7%
7031 · REUNION/HALL OF FAME EXPENSES	0.00	10,000.00	-10,000.00	0.0%
7114 · ARBITER FEES	903.85	0.00	903.85	100.0%
Total Expense	\$ 350,932.37	\$ 881,800.00	-\$530,867.63	39.8%
Net Income	\$ 369,532.63	\$ (352,300.00)	\$721,832.63	-104.9%

2020-2021 FALL SPORTS

	<u>Jul '20 - Jun 21</u>	<u>Budget</u>	<u>\$ Over Budget</u>	<u>% of Budget</u>
Income				
4111 · GATE RECEIPTS	76,935.00	0.00	76,935.00	100.00%
4114 · SPONSORSHIPS	83,000.00	105,000.00	-22,000.00	79.05%
4116 · T-SHIRT& CONCESSIONS	20,500.00	18,000.00	2,500.00	113.89%
Total Income	<u>\$ 180,435.00</u>	<u>\$ 123,000.00</u>	<u>57,435.00</u>	<u>146.70%</u>
Expense				
6029 · MISCELLANEOUS EXP	0.00	1,000.00	-1,000.00	0.00%
7011 · OFFICIALS/ADJUDICATORS	15,421.30	88,000.00	-72,578.70	17.52%
7012 · EVENT PERSONNEL				
7012T · ATHLETIC TRAINER	2,365.00	6,550.00	-4,185.00	36.11%
7012 · EVENT PERSONNEL - Other	19,085.94	78,000.00	-58,914.06	24.47%
Total 7012 · EVENT PERSONNEL	<u>21,450.94</u>	<u>84,550.00</u>	<u>-63,099.06</u>	<u>25.37%</u>
7013 · FACILITY COSTS	8,956.88	24,500.00	-15,543.12	36.56%
7014 · SECURITY	4,472.84	16,300.00	-11,827.16	27.44%
7015 · TROPHIES/MEDALS/AWARDS	7,598.20	8,850.00	-1,251.80	85.86%
7017 · MEALS	717.26	2,500.00	-1,782.74	28.69%
7018 · TRAVEL	0.00	1,200.00	-1,200.00	0.00%
7021 · PROGRAMS/PRINTING	1,635.06	7,950.00	-6,314.94	20.57%
7022 · SUPPLIES & EQUIPMENT	2,788.87	12,200.00	-9,411.13	22.86%
7026 · HOSPITALITY	0.00	5,000.00	-5,000.00	0.00%
7114 · ARBITER FEES	220.50	0.00	220.50	100.00%
Total Expense	<u>\$ 63,261.85</u>	<u>\$ 252,050.00</u>	<u>-188,788.15</u>	<u>25.10%</u>
Net Income	<u>\$ 117,173.15</u>	<u>\$ (129,050.00)</u>	<u>\$ 246,223.15</u>	<u>-90.80%</u>

2020-2021 SOCCER

	Jul '20 - Jun 21	Budget	\$ Over Budget	% of Budget
Income				
4111 · GATE RECEIPTS	27,015.00	0.00	27,015.00	100.00%
4114 · SPONSORSHIPS	31,000.00	31,000.00	0.00	100.00%
4116 · T-SHIRT& CONCESSIONS	9,500.00	3,000.00	6,500.00	316.67%
Total Income	67,515.00	34,000.00	33,515.00	198.57%
Expense				
7011 · OFFICIALS/ADJUDICATORS	4,376.79	25,000.00	-20,623.21	17.51%
7012 · EVENT PERSONNEL				
7012T · ATHLETIC TRAINER	426.25	2,300.00	-1,873.75	18.53%
7012 · EVENT PERSONNEL - Other	3,465.15	6,000.00	-2,534.85	57.75%
Total 7012 · EVENT PERSONNEL	3,891.40	8,300.00	-4,408.60	46.88%
7013 · FACILITY COSTS	2,463.53	8,000.00	-5,536.47	30.79%
7014 · SECURITY	0.00	2,500.00	-2,500.00	0.00%
7015 · TROPHIES/MEDALS/AWARDS	1,866.70	2,000.00	-133.30	93.34%
7017 · MEALS	228.79	1,000.00	-771.21	22.88%
7018 · TRAVEL	0.00	100.00	-100.00	0.00%
7021 · PROGRAMS/PRINTING	621.66	1,250.00	-628.34	49.73%
7022 · SUPPLIES & EQUIPMENT	0.00	2,000.00	-2,000.00	0.00%
7114 · ARBITER FEES	63.00	0.00	63.00	100.00%
Total Expense	\$ 13,511.87	\$ 50,150.00	-36,638.13	26.94%
Net Income	\$ 54,003.13	\$ (16,150.00)	\$ 70,153.13	-334.39%

2020-2021 FOOTBALL

	Jul '20 - Jun 21	Budget	\$ Over Budget	% of Budget
Income				
4111 · GATE RECEIPTS	31,980.00	0.00	31,980.00	100.00%
4114 · SPONSORSHIPS	35,000.00	35,000.00	0.00	100.00%
4116 · T-SHIRT& CONCESSIONS	0.00	7,000.00	-7,000.00	0.00%
Total Income	\$ 66,980.00	\$ 42,000.00	24,980.00	159.48%
Expense				
6029 · MISCELLANEOUS EXP	0.00	1,000.00	-1,000.00	0.00%
7011 · OFFICIALS/ADJUDICATORS	7,683.30	43,000.00	-35,316.70	17.87%
7012 · EVENT PERSONNEL				
7012T · ATHLETIC TRAINER	907.50	0.00	907.50	100.00%
7012 · EVENT PERSONNEL - Other	8,260.73	35,000.00	-26,739.27	23.60%
Total 7012 · EVENT PERSONNEL	9,168.23	35,000.00	-25,831.77	26.20%
7013 · FACILITY COSTS	4,491.21	10,000.00	-5,508.79	44.91%
7014 · SECURITY	1,317.50	12,000.00	-10,682.50	10.98%
7015 · TROPHIES/MEDALS/AWARD	1,551.25	2,750.00	-1,198.75	56.41%
7017 · MEALS	139.72	500.00	-360.28	27.94%
7018 · TRAVEL	0.00	1,000.00	-1,000.00	0.00%
7021 · PROGRAMS/PRINTING	0.00	4,500.00	-4,500.00	0.00%
7022 · SUPPLIES & EQUIPMENT	70.40	2,000.00	-1,929.60	3.52%
7114 · ARBITER FEES	86.10	0.00	86.10	100.00%
Total Expense	24,507.71	111,750.00	-87,242.29	21.93%
Net Income	\$ 42,472.29	\$ (69,750.00)	\$ 112,222.29	-60.89%

2020-2021 CROSS COUNTRY

	Jul '20 - Jun 21	Budget	\$ Over Budget	% of Budget
Income				
4111 · GATE RECEIPTS	17,940.00	0.00	17,940.00	100.00%
4114 · SPONSORSHIPS	17,000.00	17,000.00	0.00	100.00%
4116 · T-SHIRT& CONCESSIONS	11,000.00	4,000.00	7,000.00	275.00%
Total Income	\$ 45,940.00	\$ 21,000.00	24,940.00	218.76%
Expense				
7012 · EVENT PERSONNEL				
7012T · ATHLETIC TRAINER	742.50	1,000.00	-257.50	74.25%
7012 · EVENT PERSONNEL - Other	6,432.28	12,000.00	-5,567.72	53.60%
Total 7012 · EVENT PERSONNEL	7,174.78	13,000.00	-5,825.22	55.19%
7014 · SECURITY	3,155.34	1,800.00	1,355.34	175.30%
7015 · TROPHIES/MEDALS/AWARDS	2,531.20	2,600.00	-68.80	97.35%
7017 · MEALS	195.85	500.00	-304.15	39.17%
7021 · PROGRAMS/PRINTING	446.74	1,000.00	-553.26	44.67%
7022 · SUPPLIES & EQUIPMENT	2,655.90	3,000.00	-344.10	88.53%
7114 · ARBITER FEES	16.80	0.00	16.80	100.00%
Total Expense	\$ 16,176.61	\$ 21,900.00	-5,723.39	73.87%
Net Income	\$ 29,763.39	\$ (900.00)	\$ 30,663.39	-3,307.04%

2020-2021 VOLLEYBALL

	Jul '20 - Jun 21	Budget	\$ Over Budget	% of Budget
Income				
4111 · GATE RECEIPTS	0.00	0.00	0.00	100.00%
4114 · SPONSORSHIPS	0.00	22,000.00	-22,000.00	0.00%
4116 · T-SHIRT& CONCESSIONS	0.00	4,000.00	-4,000.00	0.00%
Total Income	0.00	\$ 26,000.00	-26,000.00	0.00%
Expense				
7011 · OFFICIALS/ADJUDICATORS	3,361.21	20,000.00	-16,638.79	16.81%
7012 · EVENT PERSONNEL				
7012T · ATHLETIC TRAINER	288.75	3,250.00	-2,961.25	8.89%
7012 · EVENT PERSONNEL - Other	927.78	25,000.00	-24,072.22	3.71%
Total 7012 · EVENT PERSONNEL	1,216.53	28,250.00	-27,033.47	4.31%
7013 · FACILITY COSTS	2,002.14	6,500.00	-4,497.86	30.80%
7015 · TROPHIES/MEDALS/AWARDS	1,649.05	1,500.00	149.05	109.94%
7017 · MEALS	152.90	500.00	-347.10	30.58%
7018 · TRAVEL	0.00	100.00	-100.00	0.00%
7021 · PROGRAMS/PRINTING	566.66	1,200.00	-633.34	47.22%
7022 · SUPPLIES & EQUIPMENT	62.57	5,200.00	-5,137.43	1.20%
7026 · HOSPITALITY	0.00	5,000.00	-5,000.00	0.00%
7114 · ARBITER FEES	54.60	0.00	54.60	100.00%
Total Expense	9,065.66	\$ 68,250.00	-59,184.34	13.28%
Net Income	\$ (9,065.66)	\$ (42,250.00)	\$ 33,184.34	21.46%

2020 - 2021 WINTER SPORTS

	Jul '20 - Jun 21	Budget	\$ Over Budget	% of Budget
Income				
4111 · GATE RECEIPTS				
4111-01 · GATE RECEIPTS (RESERVED)	-360.00	0.00	-360.00	100.0%
4111-02 · COMP PASS	0.00	0.00	590.00	100.0%
4111 · GATE RECEIPTS - Other	177,240.00	40,000.00	137,240.00	443.1%
Total 4111 · GATE RECEIPTS	176,880.00	40,000.00	136,880.00	442.2%
4114 · SPONSORSHIPS	87,500.00	103,500.00	-16,000.00	84.5%
4115-01 · BANQUET INCOME	0.00	0.00	0.00	0.0%
4116 · T-SHIRT& CONCESSIONS				
4116 · T-SHIRT& CONCESSIONS - Other	33,000.00	24,000.00	9,000.00	137.5%
Total 4116 · T-SHIRT& CONCESSIONS	33,000.00	24,000.00	9,000.00	137.5%
4119 · WRESTLING ASSESSMENT FEES	5,615.00	10,000.00	-4,385.00	56.2%
4126 · CORPORATE SHARE	0.00	0.00	0.00	0.0%
Total Income	\$ 302,995.00	\$ 177,500.00	\$125,495.00	170.7%
Expense				
7011 · OFFICIALS/ADJUDICATORS	32,105.04	88,000.00	-55,894.96	36.5%
7012 · EVENT PERSONNEL				
7012T · ATHLETIC TRAINER	3,499.38	8,800.00	-5,300.62	39.8%
7012 · EVENT PERSONNEL - Other	60,633.70	148,500.00	-87,866.30	40.8%
Total 7012 · EVENT PERSONNEL	64,133.08	157,300.00	-93,166.92	40.8%
7013 · FACILITY COSTS	22,909.24	36,000.00	-13,090.76	63.6%
7014 · SECURITY	19,079.74	37,750.00	-18,670.26	50.5%
7015 · TROPHIES/MEDALS/AWARDS	10,104.95	10,500.00	-395.05	96.2%
7017 · MEALS	1,661.96	1,500.00	161.96	110.8%
7018 · TRAVEL	3,847.31	1,000.00	2,847.31	384.7%
7021 · PROGRAMS/PRINTING	2,236.64	9,250.00	-7,013.36	24.2%
7022 · SUPPLIES & EQUIPMENT	7,416.82	18,500.00	-11,083.18	40.1%
7025 · SCHOOL SHARE	-3,504.73	0.00	-3,504.73	100.0%
7026 · HOSPITALITY	-30.37	14,500.00	-14,530.37	-0.2%
7028 · WEIGHT MGT	6,400.00	11,500.00	-5,100.00	55.7%
7031 · REUNION/HALL OF FAME EXPENSES	0.00	10,000.00	-10,000.00	0.0%
7114 · ARBITER FEES	342.80	0.00	342.80	100.0%
Total Expense	\$ 166,702.48	\$ 395,800.00	-\$229,097.52	42.1%
Net Income	\$ 136,292.52	\$ (218,300.00)	\$354,592.52	-62.4%

2020-2021 SWIMMING & DIVING

	Jul '20 - Jun 21	Budget	\$ Over Budget	% of Budget
Income				
4111 · GATE RECEIPTS	0.00	10,000.00	-10,000.00	0.0%
4114 · SPONSORSHIPS	0.00	12,000.00	-12,000.00	0.0%
4116 · T-SHIRT& CONCESSIONS	0.00	2,000.00	-2,000.00	0.0%
Total Income	\$ -	\$ 24,000.00	\$ (24,000.00)	0.0%
Expense				
7011 · OFFICIALS/ADJUDICATORS	1,850.00	5,500.00	-3,650.00	33.6%
7012 · EVENT PERSONNEL				
7012T · ATHLETIC TRAINER	412.50	600.00	-187.50	68.8%
7012 · EVENT PERSONNEL - Other	1,290.80	3,500.00	-2,209.20	36.9%
Total 7012 · EVENT PERSONNEL	1,703.30	4,100.00	-2,396.70	41.5%
7014 · SECURITY	796.00	3,750.00	-2,954.00	21.2%
7015 · TROPHIES/MEDALS/AWARDS	2,204.00	2,500.00	-296.00	88.2%
7017 · MEALS	80.78	100.00	-19.22	80.8%
7021 · PROGRAMS/PRINTING	306.66	500.00	-193.34	61.3%
7022 · SUPPLIES & EQUIPMENT	325.00	3,000.00	-2,675.00	10.8%
7026 · HOSPITALITY	47.88	1,500.00	-1,452.12	3.2%
7113 · CC PROCESSING FEES	46.20	0.00	46.20	100.0%
Total Expense	\$ 7,359.82	\$ 20,950.00	\$ (13,590.18)	35.1%
Net Income	\$ (7,359.82)	\$ 3,050.00	\$ (10,409.82)	-241.3%

2020-2021 WRESTLING

	Jul '20 - Jun 21	Budget	\$ Over Budget	% of Budget
Income				
4111 · GATE RECEIPTS	43,820.00	30,000.00	13,820.00	146.1%
4114 · SPONSORSHIPS	25,000.00	25,000.00	0.00	100.0%
4116 · T-SHIRT& CONCESSIONS	10,000.00	10,000.00	0.00	100.0%
4119 · WRESTLING ASSESSMENT FEES	5,615.00	10,000.00	-4,385.00	56.2%
Total Income	\$ 84,435.00	\$ 75,000.00	\$ 9,435.00	112.6%
Expense				
7011 · OFFICIALS/ADJUDICATORS	8,482.62	10,000.00	-1,517.38	84.8%
7012 · EVENT PERSONNEL				
7012T · ATHLETIC TRAINER	1,347.50	3,000.00	-1,652.50	44.9%
7012 · EVENT PERSONNEL - Other	21,868.89	30,000.00	-8,131.11	72.9%
Total 7012 · EVENT PERSONNEL	23,216.39	33,000.00	-9,783.61	70.4%
7013 · FACILITY COSTS	9,367.40	11,000.00	-1,632.60	85.2%
7014 · SECURITY	3,180.00	4,000.00	-820.00	79.5%
7015 · TROPHIES/MEDALS/AWARDS	2,242.35	2,250.00	-7.65	99.7%
7017 · MEALS	1,350.51	500.00	850.51	270.1%
7018 · TRAVEL	300.00	0.00	300.00	100.0%
7021 · PROGRAMS/PRINTING	331.66	750.00	-418.34	44.2%
7022 · SUPPLIES & EQUIPMENT	5,022.91	4,500.00	522.91	111.6%
7028 · WEIGHT MGT	6,400.00	11,500.00	-5,100.00	55.7%
7113 · CC PROCESSING FEES	100.20	0.00	100.20	100.0%
Total Expense	\$ 59,994.04	\$ 77,500.00	\$ (17,505.96)	77.4%
Net Income	\$ 24,440.96	\$ (2,500.00)	\$ 26,940.96	-977.6%

2020 - 2021 BASKETBALL

Income	Jul '20 - Jun 21	Budget	\$ Over Budget	% of Budget
4111 · GATE RECEIPTS				
4111-01 · GATE RECEIPTS (RESERVED)	-360.00	0.00	-360.00	100.0%
4111-02 · COMP PASS	0.00	0.00	590.00	100.0%
4111 · GATE RECEIPTS - Other	91,290.00	0.00	91,290.00	100.0%
Total 4111 · GATE RECEIPTS	90,930.00	0.00	90,930.00	100.0%
4114 · SPONSORSHIPS	42,500.00	46,500.00	-4,000.00	91.4%
4115-01 · BANQUET INCOME	0.00	0.00	0.00	0.0%
4116 · T-SHIRT& CONCESSIONS	19,000.00	8,000.00	11,000.00	237.5%
Total Income	\$ 152,430.00	\$ 54,500.00	\$97,930.00	279.7%
Expense				
7011 · OFFICIALS/ADJUDICATORS	10,060.42	60,000.00	-49,939.58	16.8%
7012 · EVENT PERSONNEL				
7012T · ATHLETIC TRAINER	749.38	4,000.00	-3,250.62	18.7%
7012 · EVENT PERSONNEL - Other	19,373.47	100,000.00	-80,626.53	19.4%
Total 7012 · EVENT PERSONNEL	20,122.85	104,000.00	-83,877.15	19.3%
7013 · FACILITY COSTS	9,245.63	20,000.00	-10,754.37	46.2%
7014 · SECURITY	9,416.77	25,000.00	-15,583.23	37.7%
7015 · TROPHIES/MEDALS/AWARDS	2,517.00	2,750.00	-233.00	91.5%
7017 · MEALS	102.48	400.00	-297.52	25.6%
7021 · PROGRAMS/PRINTING	1,116.66	7,000.00	-5,883.34	16.0%
7022 · SUPPLIES & EQUIPMENT	769.30	9,000.00	-8,230.70	8.5%
7025 · SCHOOL SHARE	-3,504.73	0.00	-3,504.73	100.0%
7026 · HOSPITALITY	778.01	10,000.00	-9,221.99	7.8%
7031 · REUNION/HALL OF FAME EXPENSES	0.00	10,000.00	-10,000.00	0.0%
7114 · ARBITER FEES	88.20	0.00	88.20	100.0%
Total Expense	\$ 50,712.59	\$ 248,150.00	-\$197,437.41	20.4%
Net Income	\$ 101,717.41	\$ (193,650.00)	\$295,367.41	-52.5%

2020-2021 SPIRIT

Income	Jul '20 - Jun 21	Budget	\$ Over Budget	% of Budget
4111 · GATE RECEIPTS	42,130.00	0.00	42,130.00	100.0%
4114 · SPONSORSHIPS	20,000.00	20,000.00	0.00	100.0%
4116 · T-SHIRT& CONCESSIONS				
4116 · T-SHIRT& CONCESSIONS - Other	4,000.00	4,000.00	0.00	100.0%
Total 4116 · T-SHIRT& CONCESSIONS	4,000.00	4,000.00	0.00	100.0%
4126 · CORPORATE SHARE	0.00	0.00	0.00	0.0%
Total Income	\$ 66,130.00	\$ 24,000.00	\$42,130.00	275.5%
Expense				
7011 · OFFICIALS/ADJUDICATORS	11,712.00	12,500.00	-788.00	93.7%
7012 · EVENT PERSONNEL				
7012T · ATHLETIC TRAINER	990.00	1,200.00	-210.00	82.5%
7012 · EVENT PERSONNEL - Other	18,100.54	15,000.00	3,100.54	120.7%
Total 7012 · EVENT PERSONNEL	19,090.54	16,200.00	2,890.54	117.8%
7013 · FACILITY COSTS	4,296.21	5,000.00	-703.79	85.9%
7014 · SECURITY	5,686.97	5,000.00	686.97	113.7%
7015 · TROPHIES/MEDALS/AWARDS	3,141.60	3,000.00	141.60	104.7%
7017 · MEALS	128.19	500.00	-371.81	25.6%
7018 · TRAVEL	3,547.31	1,000.00	2,547.31	354.7%
7021 · PROGRAMS/PRINTING	481.66	1,000.00	-518.34	48.2%
7022 · SUPPLIES & EQUIPMENT	1,299.61	2,000.00	-700.39	65.0%
7026 · HOSPITALITY	-856.26	3,000.00	-3,856.26	-28.5%
7114 · ARBITER FEES	108.20	0.00	108.20	100.0%
Total Expense	48,636.03	49,200.00	-\$563.97	98.9%
Net Income	\$17,493.97	\$ (25,200.00)	\$42,693.97	-69.4%

2020 - 2021 SPRING SPORTS

	Jul '20 - Jun 21	Budget	\$ Over Budget	% of Budget
Income				
4111 · GATE RECEIPTS	96,035.00	88,000.00	8,035.00	109.1%
4114 · SPONSORSHIPS	89,000.00	89,000.00	0.00	100.0%
4116 · T-SHIRT& CONCESSIONS	52,000.00	52,000.00	0.00	100.0%
Total Income	\$ 237,035.00	\$ 229,000.00	\$8,035.00	103.5%
Expense				
7011 · OFFICIALS/ADJUDICATORS	7,267.87	46,700.00	-39,432.13	15.6%
7012 · EVENT PERSONNEL				
7012T · ATHLETIC TRAINER	4,846.88	10,250.00	-5,403.12	47.3%
7012 · EVENT PERSONNEL - Other	58,010.61	102,500.00	-44,489.39	56.6%
Total 7012 · EVENT PERSONNEL	62,857.49	112,750.00	-49,892.51	55.7%
7013 · FACILITY COSTS	11,617.39	20,000.00	-8,382.61	58.1%
7014 · SECURITY	0.00	1,250.00	-1,250.00	0.0%
7015 · TROPHIES/MEDALS/AWARDS	17,537.90	16,350.00	1,187.90	107.3%
7017 · MEALS	4,467.75	10,300.00	-5,832.25	43.4%
7018 · TRAVEL	40.01	1,100.00	-1,059.99	3.6%
7021 · PROGRAMS/PRINTING	2,526.58	4,750.00	-2,223.42	53.2%
7022 · SUPPLIES & EQUIPMENT	14,312.50	20,750.00	-6,437.50	69.0%
7114 · ARBITER FEES	340.55	0.00	340.55	100.0%
Total Expense	\$ 120,968.04	\$ 233,950.00	-\$112,981.96	51.7%
Net Income	\$116,066.96	\$ (4,950.00)	\$121,016.96	-2,344.8%

2020 - 2021 BASEBALL

	Jul '20 - Jun 21	Budget	\$ Over Budget	% of Budget
Income				
4111 · GATE RECEIPTS	21,860.00	30,000.00	-8,140.00	72.9%
4114 · SPONSORSHIPS	24,000.00	24,000.00	0.00	100.0%
4116 · T-SHIRT& CONCESSIONS	10,000.00	10,000.00	0.00	100.0%
Total Income	\$ 55,860.00	\$ 64,000.00	-\$8,140.00	87.3%
Expense				
7011 · OFFICIALS/ADJUDICATORS	2,355.15	16,750.00	-14,394.85	14.1%
7012 · EVENT PERSONNEL				
7012T · ATHLETIC TRAINER	605.00	2,750.00	-2,145.00	22.0%
7012 · EVENT PERSONNEL - Other	5,760.42	22,000.00	-16,239.58	26.2%
Total 7012 · EVENT PERSONNEL	6,365.42	24,750.00	-18,384.58	25.7%
7013 · FACILITY COSTS	2,264.48	3,500.00	-1,235.52	64.7%
7014 · SECURITY	0.00	500.00	-500.00	0.0%
7015 · TROPHIES/MEDALS/AWARDS	1,295.00	1,300.00	-5.00	99.6%
7017 · MEALS	186.88	1,350.00	-1,163.12	13.8%
7018 · TRAVEL	0.00	0.00	0.00	0.0%
7021 · PROGRAMS/PRINTING	341.66	1,000.00	-658.34	34.2%
7022 · SUPPLIES & EQUIPMENT	555.30	750.00	-194.70	74.0%
7114 · ARBITER FEES	44.10	0.00	44.10	100.0%
Total Expense	\$ 13,407.99	\$ 49,900.00	-\$36,492.01	26.9%
Net Income	\$42,452.01	\$ 14,100.00	\$28,352.01	301.1%

2020 - 2021 GOLF

	Jul '20 - Jun 21	Budget	\$ Over Budget	% of Budget
Income				
4114 · SPONSORSHIPS	14,000.00	14,000.00	0.00	100.0%
4116 · T-SHIRT& CONCESSIONS	5,000.00	5,000.00	0.00	100.0%
Total Income	19,000.00	19,000.00	0.00	100.0%
Expense				
7011 · OFFICIALS/ADJUDICATORS	0.00	1,200.00	-1,200.00	0.0%
7012 · EVENT PERSONNEL				
7012T · ATHLETIC TRAINER	632.50	0.00	632.50	100.0%
7012 · EVENT PERSONNEL - Other	0.00	1,200.00	-1,200.00	0.0%
Total 7012 · EVENT PERSONNEL	632.50	0.00	632.50	100.0%
7013 · FACILITY COSTS	1,650.00	8,000.00	-6,350.00	20.6%
7015 · TROPHIES/MEDALS/AWARDS	1,709.05	1,600.00	109.05	106.8%
7017 · MEALS	299.03	700.00	-400.97	42.7%
7018 · TRAVEL	0.00	500.00	-500.00	0.0%
7021 · PROGRAMS/PRINTING	376.66	500.00	-123.34	75.3%
7022 · SUPPLIES & EQUIPMENT	0.00	500.00	-500.00	0.0%
7114 · ARBITER FEES	6.30	0.00	6.30	100.0%
Total Expense	\$ 4,673.54	\$ 13,000.00	-\$8,326.46	36.0%
Net Income	\$14,326.46	\$6,000.00	\$8,326.46	238.8%

2020 - 2021 SOFTBALL

	Jul '20 - Jun 21	Budget	\$ Over Budget	% of Budget
Income				
4111 · GATE RECEIPTS	16,810.00	17,000.00	-190.00	98.9%
4114 · SPONSORSHIPS	19,000.00	19,000.00	0.00	100.0%
4116 · T-SHIRT & CONCESSIONS	13,000.00	13,000.00	0.00	100.0%
Total Income	\$ 48,810.00	\$ 49,000.00	\$ (190.00)	99.6%
Expense				
7011 · OFFICIALS/ADJUDICATORS	259.69	20,000.00	-19,740.31	1.3%
7012 · EVENT PERSONNEL				
7012T · ATHLETIC TRAINER	412.50	2,000.00	-1,587.50	20.6%
7012 · EVENT PERSONNEL - Other	3,793.58	8,000.00	-4,206.42	47.4%
Total 7012 · EVENT PERSONNEL	4,206.08	10,000.00	-5,793.92	42.1%
7013 · FACILITY COSTS	1,755.96	1,000.00		
7014 · SECURITY	0.00	750.00	-750.00	0.0%
7015 · TROPHIES/MEDALS/AWARDS	1,050.60	1,200.00	-149.40	87.6%
7017 · MEALS	536.35	250.00	286.35	214.5%
7018 · TRAVEL	40.01	0.00	40.01	100.0%
7021 · PROGRAMS/PRINTING	466.66	750.00	-283.34	62.2%
7022 · SUPPLIES & EQUIPMENT	352.56	1,200.00	-847.44	29.4%
7114 · ARBITER FEES	33.60	0.00	33.60	100.0%
Total Expense	\$ 8,701.51	\$ 35,150.00	\$ (26,448.49)	24.8%
Net Income	\$40,108.49	\$ 13,850.00	\$26,258.49	289.6%

2020 - 2021 TENNIS

	Jul '20 - Jun 21	Budget	\$ Over Budget	% of Budget
Income				
4114 · SPONSORSHIPS	13,000.00	13,000.00	0.00	100.0%
4116 · T-SHIRT & CONCESSIONS	7,000.00	7,000.00	0.00	100.0%
Total Income	\$ 20,000.00	\$ 20,000.00	\$0.00	100.0%
Expense				
7011 · OFFICIALS/ADJUDICATORS	3,880.00	8,750.00	-4,870.00	44.3%
7012 · EVENT PERSONNEL				
7012T · ATHLETIC TRAINER	921.25	1,500.00	-578.75	61.4%
7012 · EVENT PERSONNEL - Other	1,500.00	2,500.00	-1,000.00	60.0%
Total 7012 · EVENT PERSONNEL	2,421.25	4,000.00	-1,578.75	60.5%
7015 · TROPHIES/MEDALS/AWARDS	1,036.00	1,250.00	-214.00	82.9%
7017 · MEALS	267.04	500.00	-232.96	53.4%
7021 · PROGRAMS/PRINTING	824.94	1,000.00	-175.06	82.5%
7022 · SUPPLIES & EQUIPMENT	11.91	300.00	-288.09	4.0%
7114 · ARBITER FEES	19.90	0.00	19.90	100.0%
Total Expense	\$ 8,461.04	\$ 15,800.00	-\$7,338.96	53.6%
Net Income	\$11,538.96	\$ 4,200.00	\$7,338.96	274.7%

2020 - 2021 TRACK & FIELD

	Jul '20 - Jun 21	Budget	\$ Over Budget	% of Budget
Income				
4111 · GATE RECEIPTS	57,365.00	41,000.00	16,365.00	139.9%
4114 · SPONSORSHIPS	19,000.00	19,000.00	0.00	100.0%
4116 · T-SHIRT& CONCESSIONS	17,000.00	17,000.00	0.00	100.0%
Total Income	\$ 93,365.00	\$ 77,000.00	\$16,365.00	121.3%
Expense				
7011 · OFFICIALS/ADJUDICATORS	773.03	0.00	773.03	100.0%
7012 · EVENT PERSONNEL				
7012T · ATHLETIC TRAINER	2,275.63	4,000.00	-1,724.37	56.9%
7012 · EVENT PERSONNEL - Other	46,956.61	70,000.00	-23,043.39	67.1%
Total 7012 · EVENT PERSONNEL	49,232.24	74,000.00	-24,767.76	66.5%
7013 · FACILITY COSTS	5,946.95	9,000.00	-3,053.05	66.1%
7014 · SECURITY	0.00	2,500.00	-2,500.00	0.0%
7015 · TROPHIES/MEDALS/AWARDS	12,447.25	12,000.00	447.25	103.7%
7017 · MEALS	3,178.45	5,000.00	-1,821.55	63.6%
7018 · TRAVEL	0.00	600.00	-600.00	0.0%
7021 · PROGRAMS/PRINTING	516.66	2,000.00	-1,483.34	25.8%
7022 · SUPPLIES & EQUIPMENT	13,392.73	10,000.00	3,392.73	133.9%
7114 · ARBITER FEES	236.65	0.00	236.65	100.0%
Total Expense	\$ 84,714.28	\$ 115,100.00	-\$30,385.72	73.6%
Net Income	\$8,650.72	\$ (38,100.00)	\$46,750.72	-22.7%

2020-2021 ACTIVITIES

	Jul '20 - Jun 21	Budget	\$ Over Budget	% of Budget
Income				
4114 · SPONSORSHIPS	3,500.00	8,000.00	-4,500.00	43.8%
4116 · T-SHIRT& CONCESSIONS	500.00	3,000.00	-2,500.00	16.7%
Total Income	\$ 4,000.00	\$ 11,000.00	-\$7,000.00	36.4%
Expense				
7011 · OFFICIALS/ADJUDICATORS	0.00	5,750.00	-5,750.00	0.0%
7012 · EVENT PERSONNEL	503.50	5,900.00	-5,396.50	8.5%
7013 · FACILITY COSTS	0.00	1,000.00	-1,000.00	0.0%
7014 · SECURITY	0.00	1,150.00	-1,150.00	0.0%
7015 · TROPHIES/MEDALS/AWARDS	9,551.91	20,900.00	-11,348.09	45.7%
7017 · MEALS	0.00	1,800.00	-1,800.00	0.0%
7018 · TRAVEL	0.00	1,000.00	-1,000.00	0.0%
7020 · SPONSORSHIPSA	0.00	1,000.00	-1,000.00	0.0%
7021 · PROGRAMS/PRINTING	1,490.00	1,600.00	-110.00	93.1%
7022 · SUPPLIES & EQUIPMENT	7,227.20	3,600.00	3,627.20	200.8%
7026 · HOSPITALITY	0.00	1,100.00	-1,100.00	0.0%
Total Expense	\$ 18,772.61	\$ 44,800.00	\$ (26,027.39)	41.9%
Net Income	\$ (14,772.61)	\$ (33,800.00)	\$ 19,027.39	43.7%

2020-2021 ALL SPORTS & ACTIVITIES

	Jul '20 - Jun 21	Budget	\$ Over Budget	% of Budget
Income				
4111 · GATE RECEIPTS				
4111-01 · GATE RECEIPTS (RESERVED)	-360.00	0.00	-360.00	100.0%
4111-02 · COMP PASS	0.00	0.00	0.00	0.0%
4111 · GATE RECEIPTS - Other	350,210.00	128,000.00	222,210.00	273.6%
Total 4111 · GATE RECEIPTS	349,850.00	128,000.00	221,850.00	273.3%
4114 · SPONSORSHIPS	283,000.00	315,500.00	-32,500.00	89.7%
4115-01 · BANQUET INCOME	0.00	0.00	0.00	0.0%
4115 · ENTRY FEES	2,465.00	0.00	2,465.00	100.0%
4116 · T-SHIRT& CONCESSIONS				
4116S · SPIRIT SHIRT	0.00	0.00	0.00	0.0%
4116 · T-SHIRT& CONCESSIONS - Other	106,000.00	98,000.00	8,000.00	108.2%
Total 4116 · T-SHIRT& CONCESSIONS	106,000.00	98,000.00	8,000.00	108.2%
4119 · WRESTLING ASSESSMENT FEES	5,615.00	10,000.00	-4,385.00	56.2%
4126 · CORPORATE SHARE	0.00	0.00	0.00	0.0%
Total Income	\$ 746,930.00	\$ 551,500.00	\$195,430.00	135.4%
Expense				
6029 · MISCELLANEOUS EXP	0.00	1,000.00	0.00	0.0%
7011 · OFFICIALS/ADJUDICATORS	54,794.21	228,450.00	-173,655.79	24.0%
7012 · EVENT PERSONNEL				
7012T · ATHLETIC TRAINER	10,711.26	25,600.00	-14,888.74	41.8%
7012 · EVENT PERSONNEL - Other	138,733.75	336,900.00	-198,166.25	41.2%
Total 7012 · EVENT PERSONNEL	149,445.01	362,500.00	-213,054.99	41.2%
7013 · FACILITY COSTS	43,483.51	84,000.00	-40,516.49	51.8%
7014 · SECURITY	23,552.58	56,450.00	-32,897.42	41.7%
7015 · TROPHIES/MEDALS/AWARDS	48,919.76	60,100.00	-11,180.24	81.4%
7017 · MEALS	6,942.01	16,600.00	-9,657.99	41.8%
7018 · TRAVEL	4,254.74	4,300.00	-45.26	98.9%
7020 · SPONSORSHIPSA	0.00	1,000.00	-1,000.00	0.0%
7021 · PROGRAMS/PRINTING	8,133.28	23,550.00	-15,416.72	34.5%
7022 · SUPPLIES & EQUIPMENT	31,750.23	56,050.00	-24,299.77	56.6%
7023 · VISITING TEAM SHARE	0.00	0.00	0.00	0.0%
7024 · HOST SCHOOL SHARE	0.00	0.00	0.00	0.0%
7025 · SCHOOL SHARE	-3,504.73	0.00	-3,504.73	100.0%
7026 · HOSPITALITY	-30.37	21,100.00	-21,130.37	-0.1%
7028 · WEIGHT MGT	6,400.00	11,500.00	-5,100.00	55.7%
7031 · REUNION/HALL OF FAME EXPENSES	0.00	10,000.00	-10,000.00	0.0%
7114 · ARBITER FEES	903.85	0.00	903.85	100.0%
Total Expense	\$ 375,044.08	\$ 936,600.00	-\$561,555.92	40.0%
Net Income	\$ 371,885.92	\$ (385,100.00)	\$ 756,985.92	-96.6%

2020-2021 STATE BASKETBALL CHAMPIONSHIPS - TICKET SALES

Sport	Tickets Sold	2020-2021									
		5	10	15	Conv x3						
Soccer	Tickets Sold	2,705	0	2,705							
Cross Country	Tickets Sold	1,794	0	1,794							
Volleyball	Tickets Sold	0	0	0	0						
Football 6-Man	Tickets Sold	0	0	0	0						
Football 8-Man		0	0	0	0						
Football AA		415	415								
Football AAA		468	468								
Football AAAA		448	448								
Football AAAAA		697	697								
Football AAAAAA		1,170	1,170								
TOTAL FB		3,198	3,198	0							
Swimming	Tickets Sold	0	0	0	0						
Wrestling	Tickets Sold	7,520	1,244		2,092						
Basketball - 1st Rd	Tickets Sold	0	0	0	0						
Basketball - State		5,192	2,324	2,868	0						
1st Rd 16+ State Only		5,192	2,324	2,868							
Baseball	Tickets Sold	2,899	1,473	1,426							
Track & Field 1A-3A	Tickets Sold	3,260	1,981	1,279							
Track & Field 4A-6A		3,966	2,266	1,700							
Total Track		7,226									
Softball	Tickets Sold	2,134	1,228	906							
Spirit Comp	Tickets Sold	5,069	3,357	1,712							
TOTAL		37,737	172,834	266,278	276,442	247,600	266,482	261,014			

2021-19/20-		17/18 -	16/17 -	15/16 -	14/15 -	13/14 -	12/13 -	11/12 -	10/11 -
19/20	18/19	17/18	16/17	15/16	14/15	13/14	12/13	11/12	10/11
-358%	-54%	-4%	-7%	-7%	-2%	-5%	-7%		
% Net Change									

New Mexico Activities Association

Commission Meeting – August 25, 2021



STUDENT ELIGIBILITY: SPECIALIZED SPORTS TRAINING

☐ Action Item ☒ Referenda Item
☒ Discussion Item ☐ Non-Referenda Item

Presenter:

Sally Marquez, Executive Director

Proposal:

6.9.2.C SPECIALIZED SPORT TRAINING

Transfer students who enroll in an NMAA-member school after attending a specialized sport training academy or school, shall be ineligible for varsity participation in that sport(s) for 180 school / 365 calendar days from the date of their enrollment. Specialized sport training programs include, without limitation, non-school sponsored sports training academies or facilities that recruit participants for specialized training. Specialized sport training programs do not include club or municipal sports teams.

Rationale:

The “Did Not Participate” provision was intended to allow transfer students the opportunity to participate at the varsity level in a sport not previously participated in the prior year. Since the bylaw is specific to interscholastic sports, transfer students who enroll after attending non-scholastic specialized sport training academies/schools have been able to utilize the rule to become immediately eligible, despite the rule’s intent. This rule creates additional clarity and supports the premise that transfer students are ineligible for varsity participation in any sport participated in during the prior calendar year.

Budget Impact: N/A

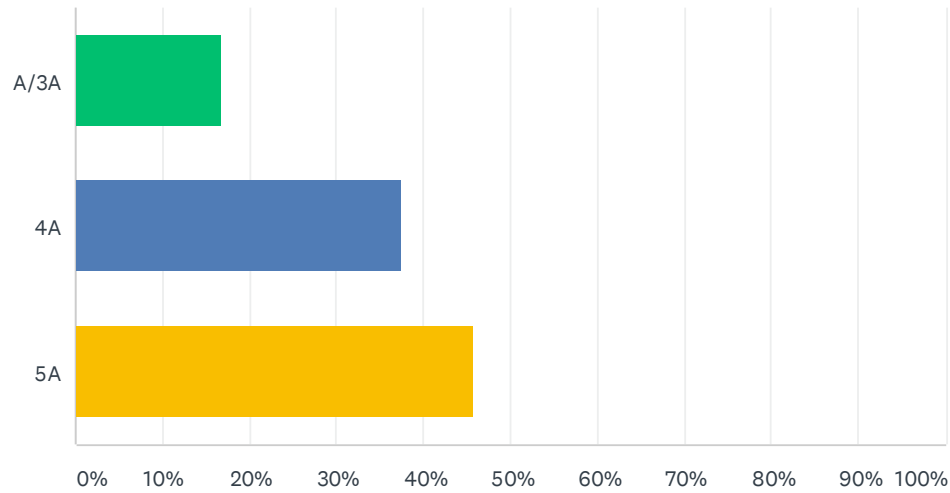
NMAA Staff Recommendation: Approve

May 2021 NMAA Commission Recommendation: Approve*

**Did not take to Board as more discussion is needed regarding this item*

Q3 What classification is your school?

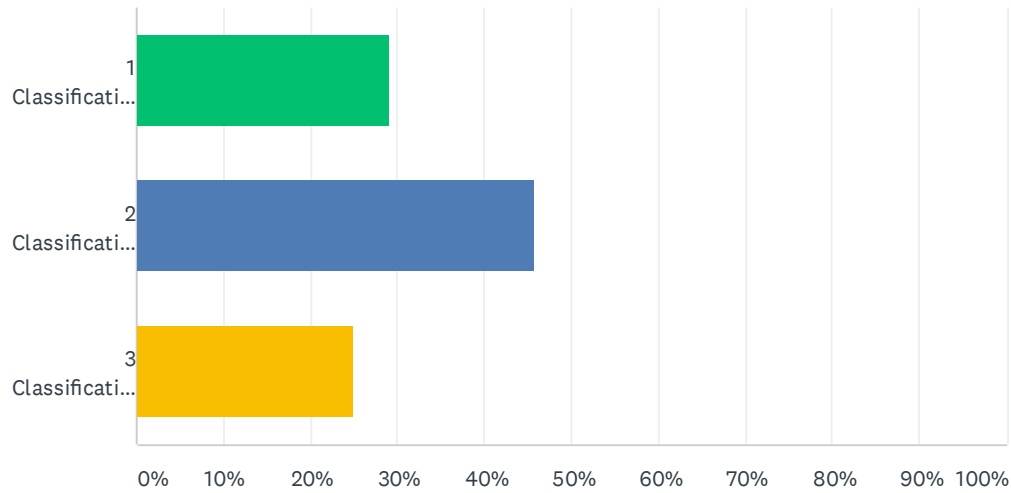
Answered: 48 Skipped: 0



ANSWER CHOICES	RESPONSES	
A/3A	16.67%	8
4A	37.50%	18
5A	45.83%	22
TOTAL		48

Q4 Which classification option would you prefer for boys' wrestling?

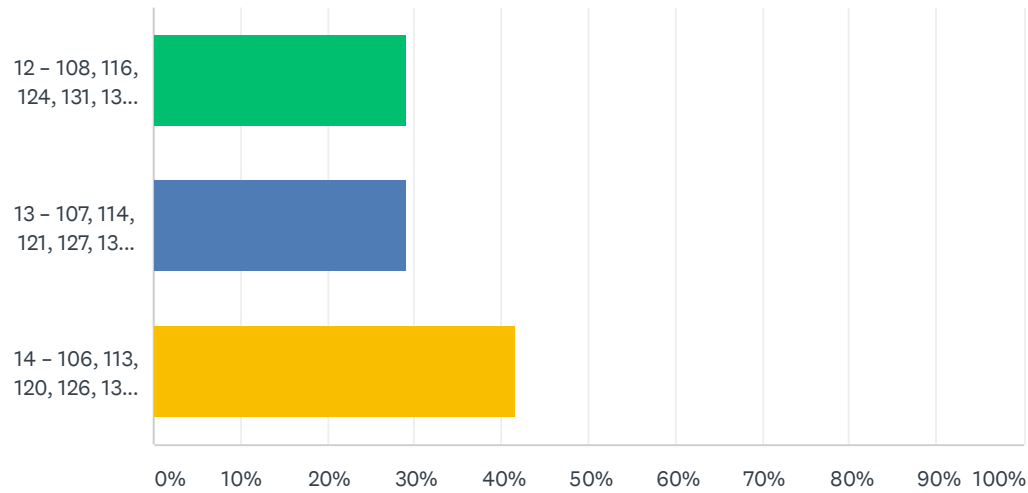
Answered: 48 Skipped: 0



ANSWER CHOICES	RESPONSES	
1 Classification - A/5A	29.17%	14
2 Classifications - A/4A, 5A	45.83%	22
3 Classifications - A/3A, 4A, 5A	25.00%	12
TOTAL		48

Q5 Which set of weight classes would you prefer for boys' wrestling?

Answered: 48 Skipped: 0



ANSWER CHOICES	RESPONSES	
12 – 108, 116, 124, 131, 138, 145, 152, 160, 170, 190, 215, 285	29.17%	14
13 – 107, 114, 121, 127, 133, 139, 145, 152, 160, 172, 189, 215, 285	29.17%	14
14 – 106, 113, 120, 126, 132, 138, 144, 150, 157, 165, 175, 190, 215, 285	41.67%	20
TOTAL		48

NWCA FORFEIT DATA FOR NM

Weight	2020	2019	2018
106	46%	43%	43%
113	43%	46%	41%
120	34%	37%	30%
126	33%	31%	26%
132	32%	31%	35%
138	31%	37%	34%
145	35%	33%	30%
152	32%	38%	31%
160	27%	41%	32%
170	34%	38%	39%
182	44%	44%	40%
195	51%	51%	40%
220	42%	45%	48%
285	41%	49%	47%

NWCA NATIONAL FORFEIT DATA

Comparison Forfeit Data By State

State	2010-%	2011-%	2012-%	2013-%	2014-%	2015-%	2016 -%	2017%	2018	2019	2020
AL	NA	NA	NA	38%	40%	31	34%	34%	30%	33%	30%
AZ	27%	31%	31%	37%	37%	38%	37%	40%	40%	41%	42%
CO	NA	NA	NA	34%	33%	32	32%	34%	34%	34%	35%
FL	NA	NA	NA	25%	26%	NA	27%	27%	33%	25%	25%
DE	NA	NA	NA	NA	NA	20%	20%	26%	28%	28%	27%
GA	NA	NA	NA	19%	19%	20	21%	21%	19%	18%	20%
IA	23%	28%	29%	30%	30%	25%	27%	28%	30%	28%	30%
ID	NA	NA	NA	31%	37%	29	29%	27%	28%	30%	29%
KY	NA	NA	NA	NA	NA	41%	41%	43%	38%	36%	39%
LA	25%	30%	33%	41%	42%	42%	41%	38%	35%	32%	34%
MN											22%
MO	NA	28%	28%	32%	35%	34%	33%	34%	34%	35%	35%
NC	26%	28%	28%	30%	31%	29%	30%	31%	31%	34%	34%
ND	21%	23%	21%	27%	35%	27%	26%	26%	27%	27%	26%
NE	NA	NA	NA	36%	33%	28%	31%	32%	33%	33%	32%
NJ	18%	18%	18%	20%	19%	16%	19%	19%	22%	20%	20%
NM	NA	NA	NA	NA	NA	35%	35%	37%	37%	40%	37%
NV	22%	29%	31%	33%	NA	23%	30%	35%	34%	33%	38%
NY	24%	26%	27%	29%	31%	29%	28%	30%	29%	30%	28%
OR	NA	NA	NA	24%	26%	30%	28%	25%	31%	29%	31%
PA	21%	22%	23%	25%	25%	24%	25%	27%	27%	28%	26%
TN	26%	27%	29%	32%	31%	32%	31%	35%	33%	33%	32%
WI	NA	NA	NA	29%	29%	28%	29%	29%	28%	28%	29%
RI	NA	NA	NA	NA	NA	NA	NA	NA	27%	28%	34%

BOYS' 2-CLASS SAMPLE ALIGNMENT

*(Numbers are from 2019-2020)



STANDARD DISTRICT ALIGNMENT

Wrestling - Class 5A (28 Schools)

District 1-5A	District 2-5A	District 3-5A	District 4-5A	District 5-5A
Atrisco (13)	Eldorado (13)	Alamogordo (8)	Carlsbad (13)	Albuquerque (11)
Cibola (10)	Farmington (13)	Centennial (12)	Clovis (?)	Capital (11)
Cleveland (14)	La Cueva (12)	Deming (13)	Hobbs (14)	Los Lunas (14)
Rio Rancho (14)	Piedra Vista (14)	Gadsden (10)	Roswell (12)	Manzano (12)
Volcano Vista (14)	Sandia (12)	Las Cruces (14)		Rio Grande (9)
	West Mesa (9)	Mayfield (6)		Santa Fe (9)
		Organ Mountain (9)		

*AVG 5A DISTRICT ENTRIES = 11.67

Wrestling - Class A/4A (37 Schools)

District 1-4A	District 2-4A	District 3/4-4A	District 5-4A	District 6-4A
Aztec (14)	Espanola (11)	Chaparral (2)	Belen (14)	Academy (14)
Bloomfield (11)	Los Alamos (14)	Goddard (10)	Grants (12)	Bernalillo (8)
Gallup (7)	Moriarty (11)	Ruidoso (10)	Highland (10)	Del Norte (10)
Kirtland (14)	Pojoaque (3)	Santa Teresa (9)	St. Pius (8)	Valley (8)
Miyamura (13)	Taos (8)	Silver (14)	Valencia (10)	Tucumcari (11)
Shiprock (2)	Robertson (13)	Cobre (14)	Pecos (5)	Foothill (2)
Newcomb (9)	St. Michael's (10)	Socorro (11)	Tierra Encantada (4)	
Northwest (?)	West Las Vegas (14)			
Wingate (13)				

*AVG 4A DISTRICT ENTRIES = 9.88

*AVG A/3A DISTRICT ENTRIES = 9.64

Wrestling - Girls A-5A (65 Schools)

District 1 (34)		District 2 (31)	
Academy (1)	Moriarty (7)	Alamogordo (2)	Los Lunas (1)
Atrisco Heritage (8)	Newcomb (2)	Albuquerque (3)	Manzano (4)
Aztec (6)	Northwest	Belen (2)	Mayfield (2)
Bernalillo (4)	Piedra Vista (4)	Capital	Organ Mountain (2)
Bloomfield	Pojoaque Valley	Carlsbad (6)	Pecos
Cibola (2)	Rio Rancho (3)	Centennial (4)	Rio Grande (5)
Cleveland (3)	Robertson (4)	Chaparral (3)	Roswell (1)
Del Norte	Sandia (3)	Clovis	Ruidoso (2)
Eldorado	Shiprock	Cobre	Santa Fe
Espanola	St. Michael's	Deming	Santa Teresa (4)
Farmington (4)	Taos (2)	Gadsden	Silver (1)
Foothill	Tucumcari (1)	Goddard (2)	Socorro (7)
Gallup (2)	Valley	Grants (4)	St. Pius
Kirtland Central (4)	Volcano Vista (7)	Highland (10)	Tierra Encantada
La Cueva (1)	West Las Vegas	Hobbs (4)	Valencia
Los Alamos (8)	West Mesa (6)	Las Cruces (4)	
Miyamura (9)	Wingate (7)		

BOYS' 2-CLASS SAMPLE ALIGNMENT

*(Numbers are from 2019-2020)



SAMPLE REGIONAL FORMAT

Wrestling - Class 5A (28 Schools)

Region 1-5A	Region 2-5A	Qualifiers	Qualifiers	Entries	%
Albuquerque (11)	Alamogordo (8)	16 x 14 =	224	322	0.7
Capital (11)	Atrisco (13)				
Cibola (10)	Carlsbad (13)				
Cleveland (14)	Centennial (12)	AVG ENTRIES			
Eldorado (13)	Clovis (?)	11.67			
Farmington (13)	Deming (13)				
La Cueva (12)	Gadsden (10)				
Manzano (12)	Hobbs (14)				
Piedra Vista (14)	Las Cruces (14)				
Rio Rancho (14)	Los Lunas (14)				
Sandia (12)	Mayfield (6)				
Santa Fe (9)	Organ Mountain (9)				
Volcano Vista (14)	Rio Grande (9)				
West Mesa (9)	Roswell (12)				

Wrestling - Class A/4A (37 Schools)

Region 1-4A	Region 2-4A	Qualifiers	Qualifiers	Entries	%
Aztec (14)	Academy (14)	16 x 14 =	224	360	0.62
Bloomfield (11)	Belen (14)	18 x 14 =	252	360	0.7
Espanola (11)	Bernalillo (8)	20 x 14 =	280	360	0.78
Gallup (7)	Chaparral (2)				
Kirtland (14)	Cobre (14)				
Los Alamos (14)	Del Norte (10)	A/4A AVG ENTRIES			
Miyamura (13)	Foothill (2)	9.81			
Newcomb (9)	Goddard (10)				
Northwest (?)	Grants (12)	A/3A AVG ENTRIES			
Pecos (5)	Highland (10)	9.64			
Pojoaque (3)	Moriarty (11)				
Robertson (13)	Ruidoso (10)	4A AVG ENTRIES			
Shiprock (2)	Santa Teresa (9)	9.88			
St. Michael's (10)	Silver (14)				
Taos (8)	Socorro (11)				
Tierrra Encantada (4)	St. Pius (8)				
Tucumcari (11)	Valencia (10)				
West Las Vegas (14)	Valley (8)				
Wingate (13)					

Wrestling - Girls A-5A (65 Schools)

District 1 (33)	District 2 (32)
Albuquerque (3)	Academy (1)
Aztec (6)	Highland (10)
Bloomfield	Alamogordo (2)
Capital	Hobbs (4)
Cibola (2)	Atrisco Heritage (8)
Cleveland (3)	Las Cruces (4)
Eldorado	Belen (2)
Espanola	Bernalillo (4)
Farmington (4)	Carlsbad (6)
Gallup (2)	Centennial (4)
Kirtland (4)	Chaparral (3)
La Cueva (1)	Clovis
Los Alamos (8)	Cobre
Manzano (4)	Del Norte
Miyamura (9)	Deming
Newcomb (2)	Foothill
Northwest	Gadsden
	Goddard (2)
	Grants (4)
	Highland (10)
	Hobbs (4)
	Las Cruces (4)
	Los Lunas (1)
	Mayfield (2)
	Moriarty (7)
	Organ Mountain (2)
	Rio Grande (5)
	Roswell (1)
	Ruidoso (2)
	Santa Teresa (4)
	Silver (1)
	Socorro (7)
	St. Pius
	Valencia
	Valley

New Mexico Activities Association

Commission Meeting – August 25, 2021



FOOTBALL: FILM REQUIREMENT EXPANSION

<input checked="" type="checkbox"/> Action Item	<input checked="" type="checkbox"/> Referenda Item
<input type="checkbox"/> Discussion Item	<input type="checkbox"/> Non-Referenda Item

Presenter:

Dusty Young, Associate Director

Current Bylaw:

7.15.1.M Film Requirement – Coaches are required to submit game film to the NMAA/NMOA Football Hudl account for each varsity contest. Film can be raw game footage and need not be clipped. Deadlines for submission after each contest are:

Thursday games – film must be submitted by 1:00 p.m. on Saturday

Friday games – film must be submitted by 1:00 p.m. on Saturday

Saturday games – film must be submitted by 10:00 a.m. on Sunday

Coaches can use the platform to exchange film between one another if they so choose, but the intent of the account is for internal use by the NMAA/NMOA staff and officials.

Proposed Change

Remove last sentence and add below verbiage:

The NMAA/NMOA Hudl Account will serve as an open library where all varsity game film is stored and can be accessed by coaches, officials, and NMAA/NMOA staff. Sanctions for failure to submit game film will be determined by the Executive Director.

Budgetary Impact:

None

NMOA Executive Board:

Approve (12-0)

Football Sports Specific Committee Recommendation:

Approve

Football Coach Survey:

Approximately 85% were in favor of this based on research done by Coach Dusty Giles

NMAA Staff Recommendation:

Approve

Attachments:

None

New Mexico Activities Association

Commission Meeting – August 25, 2021



BASEBALL: 2A/3A STATE TOURNAMENT TOP SEEDS BYE

<input checked="" type="checkbox"/> Action Item	<input type="checkbox"/> Referenda Item
<input type="checkbox"/> Discussion Item	<input checked="" type="checkbox"/> Non-Referenda Item

Presenter:

Dusty Young, Associate Director

Proposal:

7.12.4.C. State Tournament Format for Classes 2A & 3A

ADD #8:

The top four (4) seeds in Class 2A & 3A may play an exhibition game during their “bye week”. This exhibition must be played against one of the other top four (4) seeds in Class 2A or 3A and must be approved by both school administrations. All pitching restriction regulations as listed in 7.12.1.D would apply during/after this exhibition.

Rationale:

With the update to the bracket size from 16 to 12 in Class 2A & 3A Baseball, it is felt by coaches that the top four seeds may be at a disadvantage due to the time between the last regular season game and the quarterfinal round. Timing/repetition is an important part of the game and the top schools in each class will have a minimum of 10-11 days off before playing their first game of the state tournament. Allowing an optional exhibition game between only the schools in this situation will allow for athletes to participate in a competitive game-like setting which will help them better prepare for the state championships.

Budgetary Impact:

Travel/officials costs associated with adding another contest.

Baseball Sports Specific Committee Recommendation:

Approve

NMAA Staff Recommendation:

Neutral

New Mexico Activities Association

Commission Meeting – August 25, 2021



BASEBALL: BAT REGULATIONS

<input checked="" type="checkbox"/> Action Item	<input checked="" type="checkbox"/> Referenda Item
<input type="checkbox"/> Discussion Item	<input type="checkbox"/> Non-Referenda Item

Presenter:

Dusty Young, Associate Director

Current Bylaws:

7.12.1.E. Bat Regulations: Wood/composite wood bats **only** will be used. See 7.12.6 for specifics.

7.12.6 Baseball Bats

Only wood or composite wood bats may be used. This rule shall be effective for ALL levels of high school play.

- A. Wood Bats – Any single piece wood bat shall be deemed legal as long as it adheres to NFHS standards as listed in the baseball rules book. These standards state that a single piece wood bat must be no more than 36 inches in length with a barrel no more than 2 ¾ inches in diameter.
- B. Composite Wood Bats – Composite wood bats shall be deemed legal as long as they adhere to NFHS standards which state that the bat must be BBCOR certified. This certification must be permanently displayed on the bat by way of a BBCOR stamp.
- C. BBCOR Certified Metal/Composite Bats – ALL BBCOR metal/composite bats are illegal for use during NMAA sanctioned high school contests played in the state of New Mexico. These bats may, however, be used in practice and middle/junior high school competition.

Proposed Change

Beginning with the 2022-2023 school year (2023 baseball season), remove NMAA Bylaw 7.12.6 and edit 7.12.1.E to read as follows:

Bat Regulations: All legal bats as per NFHS Rules can be used.

Budgetary Impact:

Dependent upon school policy regarding the purchase of team bats versus athletes providing their own.

Baseball Sports Specific Committee Recommendation:

Approve

Baseball Coach & A.D. Survey:

Coaches - In favor of change (40-26; 61%)

Athletic Directors – In favor of change (36-28; 56%)

NMAA Staff Recommendation:

Approve

New Mexico Activities Association

Commission Meeting – August 25, 2021



GOLF: STATE QUALIFYING STANDARDS

<input checked="" type="checkbox"/> Action Item	<input type="checkbox"/> Referenda Item
<input type="checkbox"/> Discussion Item	<input checked="" type="checkbox"/> Non-Referenda Item

Presenter:

Tyler Dunkel, Assistant Director

Proposal:

Update Bylaws in Section 7.16.2 to reflect new qualifying standards for the State Golf Championships.

- Require that a school must play in a minimum of five tournaments as a team and individual golfers must play in a minimum of three tournaments to be eligible to compete in the State Golf Championships.
- Use of the iWanamaker rankings to qualify teams for the State Golf Championships – other than the District Champion.
- The District Champion and the next three teams in classifications 4A & 5A and the next two teams in classification A-3A based on iWanamaker rankings will qualify for the State Championships. If a school participates in more than 5 tournaments, only their top 5 events will be used to calculate rankings.
- The top eight individual golfers in each classification based on iWanamaker rankings that are not already part of a qualifying team will be entered in to the State Championships.

Rationale:

The sports specific committee feels that this proposal will level the playing field by requiring a minimum number of team tournaments while also utilizing rankings to determine the best field of qualifiers for the State Championships.

Golf Sports Specific Committee Recommendation:

Approve

NMAA Staff Recommendation:

Approve

Attachments:

None

New Mexico Activities Association

Commission Meeting – August 25, 2021



NMHSCA: ALL-STAR GAME FORMAT

<input checked="" type="checkbox"/>	Action Item	<input checked="" type="checkbox"/>	Referenda Item
<input type="checkbox"/>	Discussion Item	<input type="checkbox"/>	Non-Referenda Item

Presenter:

Buster Mabrey, NMHSCA Executive Director

Current Bylaws:

7.6.22 All-Star Games

- A. All-star games must be sanctioned/approved by the NMAA Commission to comply with NCAA regulations regarding scope and number, when applicable.
- B. Each contest must be sponsored or co-sponsored by the New Mexico High School Coaches Association.
- C. Only graduating seniors are eligible to participate.
- D. Games must be held after the academic completion of the respective school year.
- E. Rules/policies of games shall be submitted to the NMAA for prior approval. All rules/regulations of the NMAA must be in effect to achieve sanctioning.
- F. Net proceeds from the game should be used for a charitable purpose.

Proposal:

Edit 7.6.22.D to read as follows:

Games must be held after the academic completion of the respective school year unless specific games are approved by the NMAA Commission & NMAA Board of Directors on a yearly basis.

NMAA Staff Recommendation:

Approve

Attachments:

NMHSCA All-Star Chile Bowl Proposal



NMHSCA All-Star Platform: **Red** or **Green**?

The NMHSCA is asking the NMAA to change Bylaw **7.6.22 -D**

- **Current bylaw:** Games must be held after the academic completion of the respective school year
- **New Proposed Bylaw:** All-Star games must be held after the academic completion of the respective school year unless specific games are approved by the NMAA Commission & NMAA Board of Directors on a yearly basis.

New Mexico All-Star Chile Bowl: **Red** vs. **Green**

- All-Star teams are drafted by all-star drafting committee to play on a **Red Chile Team** or **Green Chile Team?** rather than selected within geographical regions. Athletes from the same school will be playing against each other.
- Each District ranks athletes by position and no athlete can be drafted outside of that ranking by position.
- The NMHSCA will choose all-star drafting committees.
- Small School = 1A-3A
- Large School = 4A/5A
- Football is 6Man – 3A for & 4A-6A School

Benefits of All-Star Games during School Year

- Athletes are more physically and mentally prepared to compete in an all-star game, which is safer for athletes.
- The excitement of playing during the sport's official season will create an outstanding competitive atmosphere promoting and showcasing the kids at a more relevant time for the athlete.
- Athletes can be held accountable helping to alleviate the poor conduct of recent years.
- This is an opportunity to make the games more relevant and exciting in order to bring the games back to life.

Minimal Total Impact on participation in the next sport while promoting multi-sport participation

- The NMHSCA knows there is a possibility of an all-star athlete missing a few practices and games; however, it is the viewpoint of the NMHSCA that this is a few practices and games months before the district and state championships which will have minimal impact on the championship play.
- There will be a small percentage of total athletes that play in the all-star game and also miss 2-3 days of practices or games at the large school level.
 - **Soccer & Cross-Country All-Stars** are not impacted because the basketball season starts on Monday, November 15 and Soccer and Cross-Country all-star events will be on Friday and Saturday, November 13th.
 - **Volleyball All-Stars** that play basketball will miss of 2 days of practice or 1 practice and 1 game. The Volleyball All-Star game will be November 20, three months prior to March Championships.
 - **Large School Football All-Stars** that play basketball will miss three days of practice or games. The Large School All-Star Football game will be on December 4th, three months prior to the March Basketball Championships.
 - **Large School Basketball All-Stars** that participate in spring sports **will** miss two days of practice or days of competition. The Large School All-Star Basketball game will be played on March 20, two months from Spring Championships.



Proposed NMHSCA All-Star Event Dates: 2021_2022

NMHSCA All-Star Chile Bowl: Red or Green?

Girls Soccer **Red** or **Green**? Match: Saturday, November 13 @ 2:00 pm

Boys Soccer **Red** or **Green**? Match: Saturday, November 13 @ 4:00 pm

Boys Cross Country **Red** or **Green**? Meet Saturday, November 13 @ 2:00 pm

Girls Cross Country **Red** or **Green**? Meet Saturday, November 13 @ 2:00 pm

Volleyball Small School **Red** or **Green**? Match Saturday, November 20th @ 2:00 pm

Volleyball Large School **Red** or **Green**? Match Saturday, November 20th @ 4:00 pm

Football Large School **Red** or **Green**? Game Saturday, December 4 @ 3:00 pm

Girls Basketball Large School **Red** or **Green**? Game: Saturday, March 19 @ 2:00 pm

Boys Basketball Large School **Red** or **Green**? Game: Saturday, March 19 @ 4:00 pm

Marilyn Sepulveda Track Meet: Monday, April 11

Softball **Red** or **Green**? Games: Friday and Saturday, June 3rd & 4th

Baseball **Red** or **Green**? Games: Friday and Saturday, June 3rd & 4th

Tennis **Red** or **Green**? Games: Friday and Saturday, June 3rd & 4th

Football Small School **Red** or **Green**? Game: Thursday, June 9th

Girls Basketball **Red** or **Green**? Game: Saturday, June 11th

Boys Basketball **Red** or **Green**? Game: Saturday, June 11th

New Mexico Activities Association

Commission Meeting – August 25, 2021



OUT-OF-SEASON COACHING – CONTACT ON SATURDAYS

☒ Action Item ☒ Referenda Item
☐ Discussion Item ☐ Non-Referenda Item

Presenter:

Sally Marquez, Executive Director

Proposal:

Amend the out-of-season coaching rule to permit Saturday contact.

7.4 OUT-OF-SEASON COACHING

During the off-season, a Coaching Staff is allowed 7.5 hours of total contact time per week, Monday through Saturday, and only when school is in session, ~~(during days when school is in session only)~~ to work with student athletes grades 8-12. Sports specific and sports specific conditioning classes are to be included within this allowable timeframe. This provision applies to all school coaches, paid and volunteer. This rule prohibits coaching these individuals on any team (school or non-school sponsored) out-of-season during the school year.

Rationale:

The out-of-season coaching rule was amended during the pandemic to allow for Saturday contact. The revision was generally well received by the membership and this proposal would make this change permanent.

Budget Impact: N/A

NMAA Staff Recommendation: Approve

New Mexico Activities Association

Commission Meeting – August 25, 2021



OUT-OF-SEASON COACHING – MIDDLE / JR. HIGH SCHOOLS

☒ Action Item ☒ Referenda Item
☐ Discussion Item ☐ Non-Referenda Item

Presenter:

Sally Marquez, Executive Director

Proposal:

Amend the out-of-season coaching rule to provide middle school coaching staffs their own 7.5 hours of contact time.

7.4 OUT-OF-SEASON COACHING

During the off-season, a each school's Coaching Staff is allowed 7.5 hours of total contact time per week, (during days when school is in session only) to work with student athletes grades ~~8-12~~ 6-12. Sports specific and sports specific conditioning classes are to be included within this allowable timeframe. This provision applies to all school coaches, paid and volunteer. This rule prohibits coaching these individuals on any team (school or non-school sponsored) out-of-season during the school year.

Rationale:

The out-of-season coaching rule was amended during the pandemic to allow middle school Coaching Staffs their own 7.5 hours of contact time, independent from the high school. The revision was generally well received by the membership and this proposal would make this change permanent.

Middle school / Junior high contact times would be separate from the high school, but those students would not be eligible to float between high school workouts and middle school / junior high workouts. Those schools / students would need to choose which level they intend to participate while out of season.

Budget Impact: N/A

NMAA Staff Recommendation: Approve

New Mexico Activities Association

Commission Meeting – August 25, 2021



SCHOLASTIC ELIGIBILITY: CUMULATIVE PROVISION FOR FRESHMEN

☒ Action Item ☒ Referenda Item
☐ Discussion Item ☐ Non-Referenda Item

Presenter:

Sally Marquez, Executive Director

Proposal:

Permit freshman students to use the cumulative provision at the conclusion of the first semester.

6.2.1.A.1.c – CUMULATIVE PROVISION

1. A student who is ineligible at the end of a semester may utilize the cumulative provision.
2. Only semester grades can be used, and all semester grades starting with the 9th grade year must be utilized. (The cumulative provision cannot be used for ~~9th or~~ middle school/junior high Students.)
3. The cumulative provision may not be applied if a Student has more than one “F” in the semester grading period immediately preceding participation.
4. A student must have passed a minimum of 51% of coursework taken by a full- time student in the semester grading period immediately preceding participation to take advantage of the cumulative provision option.

Rationale:

Freshman can struggle with adapting to the rigors of high school curriculum. Providing them the opportunity to use the cumulative provision provides them an alternative option to gain eligibility, while still ensuring they are making adequate progress toward graduation.

Budget Impact: N/A

NMAA Staff Recommendation: Approve

New Mexico Activities Association

Commission Meeting – August 25, 2021



SCHOLASTIC ELIGIBILITY: 8TH GRADE CLEAN SLATE

☒ Action Item
☐ Discussion Item

☒ Referenda Item
☐ Non-Referenda Item

Presenter:

Sally Marquez, Executive Director

Proposal:

Reserve the scholastic eligibility clean slate rule only for incoming 9th graders who have not already participated in high school athletics.

9.4 INTERSCHOLASTIC ELIGIBILITY: SCHOLARSHIP

- A. A Student first participating at the sixth or seventh grade level may compete without reference to his/her immediate or previous scholastic record. The end of the first semester establishes the scholarship requirements for this Student.
- B. An eighth grade Student competing in interscholastic sports at the high school level has made his/her open enrollment choice. ~~The Student may compete without reference to his/her immediate or previous scholastic record. The end of the first semester in 8th grade establishes the scholarship requirements for this Student.~~ The Student's eligibility to participate shall be determined by the semester grading period immediately preceding participation.
- C. A ninth grade Student who has not previously competed in interscholastic sports at the high school level has his/her open enrollment choice. The Student may compete without reference to his/her immediate or previous scholastic record in eighth grade (last semester). The end of the first semester in 9th grade establishes the beginning of the scholarship requirements for this Student.

Rationale:

The clean slate rule was intended to provide freshmen making their open-enrollment choice the opportunity to compete without reference to their previous middle school grades.

8th grade students have not yet advanced beyond middle school and thus are still bound to their middle school scholastic record, regardless of a high school open enrollment choice.

Additionally, this rule creates a contradiction that allows ineligible 8th grade students the opportunity to participate immediately in high school sports while remaining ineligible for middle school sports.

Budget Impact: N/A

NMAA Staff Recommendation: Approve