

NMAA

Board of Directors Meeting



NMAA Hall of Pride and Honor

Thursday, June 7, 2012

8:00 AM

NEW MEXICO ACTIVITIES ASSOCIATION BOARD OF DIRECTORS' MEETING



NMAA - Hall of Pride and Honor

June 7, 2012

8:00 AM

AGENDA

A= Action Item

D/I= Discussion/ Information Item

- | | |
|--|--|
| <p>I. <i>Call Meeting to Order and Welcome</i>
 <i>Roll Call – Ascertain Quorum</i>
 (A) Approval of Agenda
 (A) Approval of Minutes (March 7, 2012)</p> | <p><i>Alissa McCarthy, Admin. Asst.</i>
 <i>Janel Ryan, Board President</i>
 <i>Janel Ryan, Board President</i></p> |
| <p>II. <i>Executive Session</i> (Financial, Legal, Personnel)</p> | <p><i>Janel Ryan, Board President</i></p> |
| <p>III. <i>NMAA Executive Director's Report</i></p> | <p><i>Gary Tripp, Executive Director</i></p> |
| <p>IV. <i>Financial Report</i>
 (D/I) NMAA Financial Report</p> <p>
 (A) Approve 2012-2013 NMAA Budget</p> | <p><i>Shari Kessler-Schwaner,</i>
 <i>Business Manager</i></p> <p>
 <i>Sally Marquez, Assistant</i>
 <i>Executive Director</i></p> |
| <p>V. <i>NMAA Activities Report</i></p> | <p><i>Gary Tripp, Executive Director</i></p> |
| <p>VI. <i>NMOA (New Mexico Officials Association) Report</i></p> | <p><i>Dana Sanchez, Commissioner of</i>
 <i>Officials</i></p> |
| <p>VII. <i>General Action Items</i>
 (A) Consider replacing the NMHSCA coaches poll, for the purpose of seeding and selection, with the MaxPreps Freeman Rankings. <i>(Referenda)</i></p> <p>
 (A) Consider allowing foreign students and foreign exchange students to play at the varsity level if they have not previously participated in the sport. <i>(Referenda)</i></p> <p>
 (A) Consider removing the requirement for non-public schools to report SAEA data to the NMAA. <i>(Referenda)</i></p> <p>
 (A) Consider adding Heat Illness Prevention protocol for all outdoor sports, to NMAA Bylaws (Section VII). <i>(Referenda)</i></p> | <p><i>Sally Marquez, Assistant</i>
 <i>Executive Director</i></p> <p>
 <i>Sally Marquez, Assistant</i>
 <i>Executive Director</i></p> <p>
 <i>Sally Marquez, Assistant</i>
 <i>Executive Director</i></p> <p>
 <i>Robert Zayas, Associate Director</i></p> |

VIII. Sports Specific and Activity Action Items

- (A) Wrestling: Adjustment to Class 4A qualifying numbers for the 2013 State Wrestling tournament (due to changes in alignment/classification). *Dusty Young, Assistant Director*
- (A) Baseball: Consider renewing the wood/ composite wood bat regulation for a four year period. (*Referenda*) *Kenny Barreras, Baseball Sports Specific Committee*
- (A) Volleyball: Consider a revision to the volleyball pool play officials' fee schedule. (*Referenda*) *NMOA Executive Board Member*
- (A) Track & Field: Consider allowing Cuba to move districts for the 2012-2013, 2013-2014 for the sport of Track & Field. *Robert Zayas, Associate Director*
- (A) Basketball: Consider allowing varsity basketball teams to schedule an additional regular season game for a fee to benefit the NMAA Foundation. (*Referenda*) *Gary Tripp, Executive Director*
- (A) Basketball: Consider allowing 16 Class B basketball teams to qualify for the 2013 State Basketball Championships. *Anthony Casados, Chama Valley Schools Superintendent*
- (A) Tennis: Consider revising qualification procedures for the State team Tennis tournament, where district champions automatically qualify and the remaining teams are selected. *Sally Marquez, Assistant Executive Director*
- (A) Tennis: Consider a one year waiver to NMAA Bylaws to allow for a North/South All-Star Event during the 2012 Coleman Vision Tennis Championships. (*Referenda*) *New Mexico High School Coaches Association*
- (A) Cross Country: Consider separating Class A-AA into two classifications. *Rudy Aragon, Assistant Director*
- (A) Soccer: Consider adding "Tournament organizer has the ability to modify the overtime procedures during regular season tournaments" to NMAA bylaws. (*Referenda*) *Soccer Sports Specific Committee*
- (A) Soccer: Consider adding "on Saturday, unless the two schools can agree to play on Friday" to NMAA bylaw 7.17.3.D. *Soccer Sports Specific Committee*
- (A) Bowling: Consider having bowling participants follow the "athletic" transfer eligibility rules and regulations (Section VI). (*Referenda*) *Sally Marquez, Assistant Executive Director*

IX. General Discussion/ Information Items

- (D/I) Classification and alignment for the 2014-2015, 2015-2016 block. *Robert Zayas, Associate Director*
- (I) Public Comments. *TBD*

X. Consider Adjournment

Next Board of Directors' Meeting – TBD (NMAA)

NMAA Board of Directors Meeting

March 7, 2012

7:30 A.M.

The Pit-Letterman's Lounge

Welcome – Meeting called to order by Mr. Mike Phipps, NMAA Board of Directors President, at 7:32 a.m. A roll call was conducted by Mrs. Mindy Ioane, NMAA Administrative Assistant, and the following members were present.

Mr. Anthony Casados (Small Area A)
Mr. Paul Benoit (Small Area B)
Mr. Bill Green (Small Area C)
Mr. Buddy Little (Small Area D)
Ms. Patricia Parsons (At-Large Member)
Mrs. Janel Ryan (Large Area A)
Mr. Mike Phipps (Large Area B - President)
Mr. Dick Pool (Large Area C)
Mr. Adan Delgado (Large Area D)
Mr. Winston Brooks (Large School District I)
Mr. Stan Rounds (Large School District II)
Mr. Lawrence Johnson (NMAA Commission Representative)
Mr. Dion Sandoval (NM School Board Association)

Thirteen members present representing a quorum.

Approval of Agenda:

Mr. Phipps asked for a motion to approve the agenda. Mr. Little made the motion to approve the agenda with the following changes:

1. Move item VII. Elect NMAA Board President to replace the retiring Mike Phipps as of April 13, 2012, directly after III. NMAA Executive Director's Report.
2. Remove General Action Item: Consider Volcano Vista's State Swimming & Diving sanction of \$500 for not abiding by State entry deadlines.
3. Move General Action Item: Consider a waiver to the 180-day transfer rule for Las Cruces Public Schools for one school year (2012-2013) to the first action item.

Mrs. Ryan seconded the motion. A vote was taken and passed unanimously (13-0).

Approval of Minutes:

Mr. Phipps asked for a motion to approve the minutes of the February 29, 2012 meeting. Mrs. Parsons made the motion to approve the minutes as presented. Mr. Rounds seconded the motion. A vote was taken and passed unanimously (13-0).

Executive Session:

Mr. Phipps stated that an Executive Session was not needed at this time.

Executive Director's Report:

Mr. Gary Tripp, NMAA Executive Director, discussed five items during his report: (1) He welcomed T.J. Parks, Superintendent of Hobbs Municipal Schools, to the Board of Directors, as he was elected to fill the remainder of Area B, Large School's term in place of retiring Mr. Mike Phipps; (2) discussed the cost of parking during the State Championships that is being charged by UNM; (3) House Bill 2; \$50,000 line item appropriated for the New Mexico Activities Association that would support new Activities at the Middle and High School levels was vetoed by Governor Susana Martinez; (4) Mr. Tripp discussed the Foundation Board of Directors Meeting that was held on March 6, 2012; and (5) he asked that the Board consider allowing NMAA member schools an extra basketball game a season, with proceeds to benefit the NMAA Foundation and to consider a portion of violation fines/sanctions be distributed to the NMAA Foundation.

Elect NMAA Board President to replace the retiring Mike Phipps as of April 13, 2012:

Mr. Phipps asked for nominations from the Board of Directors to serve the remainder of his term as the NMAA Board of Directors President. The term will begin on April 13, 2012 and will expire June 2013. Mr. Brooks submitted a nomination for Mrs. Ryan (Large Area A), while Mr. Pool submitted a nomination for Mr. Green (Small Area C). The official election ballot was prepared by Mr. Robert Zayas, NMAA Associate Director, and was distributed following the Financial Report.

Financial Report:

Ms. Sally Marquez, Assistant Executive Director, presented the NMAA Financial Reports which included: (1) the 2011- 2012 Ticket Sales report and (2) the 2011- 2012 Financial reports for Fall Sports, as of February 14, 2012.

Mr. Robert Zayas, NMAA Associate Director, and Mr. Dusty Young, NMAA Assistant Director of Marketing, distributed and collected the official President election ballots from the Board of Directors to tally the results.

General Action Items:

Consider a waiver to the 180-day transfer rule for Las Cruces Public Schools for one school year (2012-2013): (Action Item) Mr. Stan Rounds, Las Cruces Public Schools Superintendent, asked the Board to consider a one-year waiver of the 180-day transfer rule for current Las Cruces Public School students for the 2012-2013 school year for students to attend Centennial High School. Mrs. Ryan made the motion to approve the request as presented. Mr. Johnson seconded the motion. A vote was taken and passed unanimously (13-0).

Consider eliminating Bylaw 6.7 (Boarding School Students) beginning with the 2012-2013 school year: (Action Item) (Referendum Item) Ms. Sally Marquez, NMAA Assistant Executive Director, asked the Board to consider a proposal to eliminate Bylaw

6.7 (Boarding School Students) beginning in 2012-2013, where Boarding School students would be treated in the same manner as all other students.

Mr. Lindsey Gilbert, Head of Menaul Schools, presented and discussed Foreign/Boarding School Student Rule concerns.

Mr. Mike Tillman, Athletic Director, Navajo Prep High School discussed his concerns with NMAA Bylaw 6.7.

A motion was made by Mr. Little to accept the request as presented, as a referendum item. Mr. Pool seconded the motion. A vote was taken and passed unanimously (13-0).

Consider revising Athletic Class and Open Gym bylaws to read, "Seven and one half hours of total contact time in a school week, inclusive of sports specific and sports specific condition classes beginning with the 2012-2013 school year." (Action Item) (Referendum Item) presented by Ms. Sally Marquez, NMAA Assistant Executive Director. Mr. Benoit made a motion to accept the proposal as presented as a referendum item. Mr. Pool seconded the motion. A vote was taken and passed (12-1).

Mr. Phipps announced that Mrs. Janel Ryan had been officially elected to the position of NMAA Board of Directors President.

Consider the revision of NMAA financial policies and procedures for volleyball, football and basketball and a 7% increase in NMAA membership dues to begin with the 2012-2013 school year: (Action Item) Ms. Sally Marquez, NMAA Assistant Executive Director, presented PowerPoint slides displaying district tournament financial reports and membership dues. Mr. Rounds made the motion to allow member schools to keep all volleyball and basketball district tournament revenue, eliminate the travel reimbursement in football and increase membership dues by 10% with an allowance for individual schools to apply for a waiver as needed. Mr. Pool seconded the motion. A vote was taken and passed unanimously (13-0).

Mr. Green had to leave the meeting.

Consider alternative Class B Districts for the 2012-2013, 2013-2104 school years: (Action Item) Dr. Chuck Harrison, Maxwell Schools Superintendent, asked the Board to approve the division of Class B, District 1 into two separate districts for the 2012-2013 and the 2013-2014 school years. District 1 will include Wagon Mound, Des Moines, Maxwell, Roy/Mosquero and the newly formed District 5 will be Temple Baptist, Evangel Christian, Victory Christian, Santa Fe Waldorf, NMSD and Walatowa. Mr. Casados made the motion to accept the proposal as presented. Mr. Sandoval seconded the motion. A vote was taken and passed unanimously (12-0).

Consider dividing District 1-2A into two four team districts for the 2012-2013, 2013-2014 school years: (Action Item) Mr. Mike Tillman, Athletic Director, Navajo Prep, presented the proposal. Mr. Rounds made the motion to table the proposal until NMAA

staff has an opportunity to present a formal realignment proposal to the Board in June 2012. Mrs. Ryan seconded the motion. A vote was taken and passed unanimously (12-0).

Mr. Phipps asked the Board to elect a Vice-President of the NMAA Board of Directors to fill Mrs. Ryan's term that will expire June 2013. Mr. Phipps recommended Mr. Green for the position. Mr. Rounds made the motion to formally nominate Mr. Green. Mrs. Ryan seconded the nomination. Mr. Little made the motion to elect Mr. Green to fill the position of Vice-President for the NMAA Board of Directors. Mr. Casados seconded the motion. A vote was taken and passed unanimously (12-0).

Mr. Gary Tripp, NMAA Executive Director presented Mr. Phipps with a plaque and thanked him for his service as the NMAA Board of Directors President.

General Discussion/Information Items

Seeding and Selection Process – Consideration of Power Ratings in place of the New Mexico High School Coaches Association Poll as one criteria: Ms. Sally Marquez, NMAA Assistant Executive Director, provided the Board information on The Freeze Ratings and MaxPreps Rankings. She will provide more information during the June 7, 2012 Board of Directors meeting.

Mr. Rounds left the meeting at 9:09 a.m.

Review 40-Day enrollment numbers: Mr. Robert Zayas, NMAA Associate Director, provided the 2011 40-Day enrollment numbers to the Board of Directors.

Review Referenda Results (January 19, 2012): Mr. Robert Zayas, NMAA Associate Director, presented the referenda results of the "8th grade participation form"- 60 in favor, 30 do not favor.

Review estimates for Hall of Pride and Honor updates: Mr. Robert Zayas, NMAA Associate Director, provided two estimates for additional lighting, as well as two estimates for a microphone system for the Hall of Pride and Honor.

Consider Adjournment:

Mr. Phipps asked for a motion to adjourn the meeting at 9:22 a.m. A motion was made by Mr. Benoit. The motion was seconded by Mr. Brooks. A vote was taken and passed unanimously (12-0).

Next Board of Directors Meeting Dates:

June 6, 2012 – 9:30 a.m. at the Marriott Pyramid (Retreat)

June 7, 2012 – 9:00 a.m. NMAA (Board Meeting)

NMAA Board of Directors Meeting

March 27, 2012

9:00 A.M.

Teleconference - NMAA Conference Room C

Welcome – Meeting called to order by Mr. Mike Phipps, NMAA Board of Directors President, at 9:00a.m. A roll call was conducted by Mrs. Mindy Ioane, NMAA Administrative Assistant, and the following members were present.

Mr. Anthony Casados (Small Area A)
Mr. Paul Benoit (Small Area B)
Mr. Bill Green (Small Area C)
Mr. Buddy Little (Small Area D)
Ms. Patricia Parsons (At-Large Member)
Mrs. Janel Ryan (Large Area A)
Mr. Mike Phipps (Large Area B - President)
Mr. Dick Pool (Large Area C)
Mr. Stan Rounds (Large School District II)
Mr. Lawrence Johnson (NMAA Commission Representative)

Ten members present representing a quorum.

General Action Items:

Election of NMAA Board President: Mr. Phipps asked for nominations from the Board of Directors to serve the remainder of his term as the NMAA Board of Directors President. Mr. Paul Benoit nominated Mrs. Janel Ryan. Mr. Rounds seconded the nomination. Mr. Phipps asked for any other nominations. Mr. Green asked that the record reflect that he would decline any nomination for himself in support of Mrs. Ryan. Hearing no further nominations, Mr. Rounds made the motion to cease nominations and moved to elect Mrs. Ryan as NMAA Board President. Mr. Green seconded the motion. A roll call vote was taken and passed unanimously (10-0).

Mr. Phipps asked for nominations to serve as Vice-President of the NMAA Board of Directors. Mr. Rounds nominated Mr. Green. Mrs. Parsons seconded the nomination. Mr. Phipps asked for any other nominations. Hearing none, Mr. Rounds made the motion to elect Mr. Green as Vice-President of the NMAA Board of Directors. Mr. Benoit seconded the motion. A vote was taken and passed unanimously (10-0).

Approval of Agenda:

Mr. Phipps asked for a motion to approve the agenda. Mr. Rounds made the motion to approve the agenda. Mr. Little seconded the motion. A vote was taken and passed unanimously (10-0).

Consider Adjournment:

Mr. Phipps asked for a motion to adjourn the meeting at 9:07 a.m. A motion was made by Mr. Pool. The motion was seconded by Mr. Benoit. A vote was taken and passed unanimously (10-0).

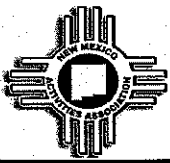


2011-2012 SPORTS FINANCIAL REPORT

FALL SPORTS

as of 6/1/2012

11-12 FALL SPORTS		Actual	Budget	Actual-Budget	% of Budget
Revenue					
	Gate receipts	\$ 626,639	\$ 615,000	\$ 11,639	102%
	Sponsorship income	\$ 96,442	\$ 67,000	\$ 29,442	144%
	T-shirt & concessions	\$ 44,327	\$ 44,000	\$ 327	101%
	Miscellaneous	\$ -	\$ -	\$ -	
	Total Revenues	\$ 767,408	\$ 726,000	\$ 41,408	106%
Expenses					
	Game officials	\$ 85,554	\$ 97,000	\$ (11,446)	88%
	Facilities	\$ 10,135	\$ 18,000	\$ (7,865)	56%
	NMAA Staff	\$ 9,754	\$ 9,603	\$ 151	102%
	Personnel	\$ 93,669	\$ 88,500	\$ 5,169	106%
	Security	\$ 16,689	\$ 20,500	\$ (3,811)	81%
	Trophies	\$ 11,426	\$ 12,200	\$ (774)	94%
	Miscellaneous	\$ 111	\$ -	\$ 111	
	Meals	\$ 1,998	\$ 2,800	\$ (802)	71%
	Travel	\$ 1,398	\$ 3,900	\$ (2,502)	36%
	Programs/Printing	\$ 12,239	\$ 16,100	\$ (3,861)	76%
	Hospitality	\$ 1,417	\$ 4,000	\$ (2,583)	35%
	Event Communications	\$ -	\$ 500	\$ (500)	0%
	Visiting Team Share - FB	\$ 87,823	\$ 100,000	\$ (12,177)	88%
	Host School Share - FB	\$ 57,397	\$ 70,000	\$ (12,603)	82%
	School Share - VB	\$ 21,581	\$ 28,000	\$ (6,419)	77%
	Supplies & Equipment	\$ 15,724	\$ 26,900	\$ (11,176)	58%
	Total Expenses	\$ 426,915	\$ 498,003	\$ (71,088)	86%
	Net Income	\$ 340,493	\$ 227,997	\$ 112,496	149%



2011-2012 SPORTS FINANCIAL REPORT

FALL SPORTS

as of 6/1/12

11-12 FOOTBALL			
Revenue	Gate receipts	\$	395,915
	Sponsorship income	\$	41,923
	T-shirt & concessions	\$	14,000
	Miscellaneous	\$	-
	Total Revenues	\$	451,838
Expenses	Game officials	\$	29,316
	Facilities	\$	3,351
	NMAA Staff	\$	6,754
	Personnel	\$	31,182
	Security	\$	14,614
	Trophies	\$	3,579
	Miscellaneous	\$	(9)
	Meals	\$	684
	Travel	\$	1,082
	Advertising expense	\$	-
	Sponsorship expense	\$	-
	Programs/Printing	\$	8,418
	Supplies & Equipment	\$	526
	Visiting Team Share	\$	87,823
	Host School Share	\$	57,397
	Total Expenses	\$	244,718
	Net Income	\$	207,120
State Championship Attendance (All Playoff Levels)			
2011-2012	57,325		
2010-2011	67,826		
2009-2010	64,794		
2008-2009	72,546		

11-12 SOCCER			
Revenue	Gate receipts	\$	57,164
	Sponsorship income	\$	18,923
	T-shirt & concessions	\$	10,000
	Miscellaneous	\$	-
	Total Revenues	\$	86,087
Expenses	Game officials	\$	14,393
	Facilities	\$	-
	NMAA Staff	\$	1,000
	Personnel	\$	5,806
	Security	\$	-
	Trophies	\$	1,784
	Miscellaneous	\$	22
	Meals	\$	962
	Travel	\$	64
	Advertising expense	\$	-
	Sponsorship expense	\$	-
	Programs/Printing	\$	1,595
	Hospitality	\$	-
	Event Communications	\$	-
	Supplies & Equipment	\$	880
	Total Expenses	\$	26,506
	Net Income	\$	59,581
State Championship Attendance			
2011-2012	8,937	42 Games	
2010-2011	9,454	42 Games	
2009-2010	9,523	42 Games	
2008-2009	10,171	90 Games	

11-12 VOLLEYBALL			
Revenue	Gate receipts	\$	151,348
	Sponsorship income	\$	19,673
	T-shirt & concessions	\$	10,327
	Miscellaneous	\$	-
	Total Revenues	\$	181,348
Expenses	Game officials	\$	41,845
	Facilities	\$	6,784
	NMAA Staff	\$	1,000
	Personnel	\$	52,607
	Security	\$	1,159
	Trophies	\$	3,500
	Miscellaneous	\$	100
	Meals	\$	73
	Travel	\$	196
	Programs/Printing	\$	1,339
	Hospitality	\$	1,417
	Supplies & Equipment	\$	6,233
	School Share	\$	21,581
	Total Expenses	\$	137,833
	Net Income	\$	43,515
State Championship Attendance			
2011-2012	10,956		
2010-2011	10,624		
2009-2010	8,825		
2008-2009	7,297		

11-12 CROSS COUNTRY			
Revenue	Gate receipts	\$	22,212
	Sponsorship income	\$	15,923
	T-shirt & concessions	\$	10,000
	Miscellaneous	\$	-
	Total Revenues	\$	48,135
Expenses	Game officials	\$	-
	Facilities	\$	-
	NMAA Staff	\$	1,000
	Personnel	\$	4,074
	Security	\$	916
	Trophies	\$	2,564
	Miscellaneous	\$	(2)
	Meals	\$	280
	Travel	\$	55
	Programs/Printing	\$	886
	Hospitality	\$	-
	Supplies & Equipment	\$	8,086
	School Share	\$	-
	Total Expenses	\$	17,858
	Net Income	\$	30,277
State Championship Attendance			
2011-2012	3,937		
2010-2011	3,804		
2009-2010	4,007		
2008-2009	3,767		




2011-2012 SPORTS FINANCIAL REPORT

WINTER SPORTS

as of 6/1/12

Revenue	11-12 WINTER SPORTS	Actual	Budget	Actual - Budget	% of Budget
Gate receipts	\$	1,493,132	\$ 1,451,000	\$ 42,132	103%
Sponsorship income	\$	92,968	\$ 73,500	\$ 19,468	126%
T-shirt & concessions	\$	46,236	\$ 44,800	\$ 1,436	103%
Miscellaneous	\$	2,973	\$ -	\$ 2,973	100%
Legislative Assessment	\$	-	\$ -	\$ -	100%
Basketball Banquet Income	\$	1,250	\$ -	\$ 1,250	100%
Late Fee	\$	1,300	\$ -	\$ 1,300	100%
Wrestling Assessments	\$	9,435	\$ 10,500	\$ (1,065)	90%
Corporate Share	\$	1,365	\$ -	\$ -	100%
Total Revenues	\$	1,648,660	\$ 1,579,800	\$ 67,495	104%
Expenses					
Game officials	\$	138,078	\$ 132,850	\$ 5,228	104%
Facilities	\$	97,028	\$ 94,000	\$ 3,028	103%
NMAA Staff	\$	1,626	\$ 1,626	\$ -	0%
Personnel	\$	234,043	\$ 245,250	\$ (11,207)	95%
Security	\$	73,489	\$ 81,500	\$ (8,011)	90%
Trophies	\$	15,380	\$ 15,900	\$ (520)	97%
Miscellaneous	\$	2,212	\$ -	\$ 2,212	100%
Meals*	\$	5,554	\$ 1,550	\$ 4,004	358%
Travel	\$	5,233	\$ 25,800	\$ (20,567)	100%
Advertising expense	\$	-	\$ -	\$ -	0%
Sponsorship expense	\$	-	\$ -	\$ -	0%
Programs/Printing	\$	14,966	\$ 18,700	\$ (3,734)	80%
Hospitality	\$	6,298	\$ 16,750	\$ (10,452)	38%
Supplies & Equipment	\$	9,607	\$ 11,650	\$ (2,043)	82%
Event Communications	\$	-	\$ -	\$ -	0%
School Share	\$	230,026	\$ 215,000	\$ 15,026	107%
Reunion Expense	\$	7,987	\$ 11,000	\$ (3,013)	73%
Weight Management	\$	11,652	\$ 11,500	\$ 152	101%
NMSA Conference	\$	-	\$ 1,000	\$ (1,000)	0%
Total Expenses	\$	853,180	\$ 884,076	\$ (30,896)	97%
Net Income	\$	795,479	\$ 695,724	\$ 98,390	114%

*Basketball Meals now for workers only not hospitality. Money budgeted in Hospitality



2011-2012 SPORTS FINANCIAL REPORT

WINTER SPORTS

as of 6/1/12

11-12 WRESTLING			
Revenue	Gate receipts	\$	42,816
	Sponsorship income	\$	26,673
	Assessment Fees	\$	9,435
	T-shirt & concessions	\$	9,216
	Miscellaneous	\$	2,946
	Total Revenues	\$	91,086
Expenses	Game officials	\$	7,530
	Facilities	\$	8,496
	NMAA Staff	\$	-
	Personnel	\$	22,420
	Security -included in facilities	\$	1,573
	Trophies	\$	1,899
	Miscellaneous	\$	(43)
	Meals	\$	514
	Travel	\$	125
	Programs/Printing	\$	968
	Hospitality	\$	-
	Supplies & Equipment	\$	4,069
	Weight Management	\$	11,652
	Total Expenses	\$	59,203
Net Income		\$	31,883
State Championship Attendance			
2011-2012	6,968*		
2010-2011	8,966		
2009-2010	8,807		
2008-2009	8,735		

*changed ticket structure to match all events

11-12 BASKETBALL			
Revenue	Legislative Assessment	\$	-
	Gate receipts	\$	1,305,346
	Sponsorship income	\$	29,723
	Banquet Income	\$	1,250
	T-shirt & concessions	\$	24,358
	Miscellaneous	\$	-
Total Revenues		\$	1,360,677
Expenses	Game officials	\$	124,598
	Facilities	\$	73,788
	NMAA Staff	\$	-
	Personnel	\$	175,254
	Security	\$	67,063
	Trophies	\$	7,814
	Miscellaneous	\$	2,253
	Meals	\$	4,426
	Travel	\$	451
	Advertising expense	\$	-
	Programs/Printing	\$	11,094
	Hospitality	\$	5,519
	Supplies & Equipment	\$	2,563
	School Share	\$	230,026
	Communications	\$	-
	Reunion Expenses	\$	7,987
Total Expenses		\$	712,838
Net Income		\$	647,839
State Championship Attendance (1st Round & State)			
2011-2012	119,430		
2010-2011	122,098		
2009-2010	125,475		
2008-2009	123,612		
2007-2008	123,679		




2011-2012 SPORTS FINANCIAL REPORT

WINTER SPORTS

as of 6/1/12

11-12 SWIMMING/DIVING			
Revenue			
	Gate receipts	\$	12,116
	Sponsorship income	\$	13,423
	T-shirt concessions	\$	3,000
	Miscellaneous		
Total Revenues		\$	28,539
Expenses			
	Game officials	\$	2,550
	Facility	\$	-
	NMAA Staff	\$	-
	Personnel	\$	3,287
	Security	\$	3,057
	Trophies	\$	2,325
	Miscellaneous	\$	5
	Meals	\$	143
	Travel	\$	148
	Programs/Printing	\$	959
	Hospitality	\$	317
	Supplies & Equipment	\$	410
Total Expenses		\$	13,201
Net Income		\$	15,338
State Championship Attendance			
2011-2012	1,791		
2010-2011	1,881		
2009-2010	1,866		
2008-2009	1,995		

11-12 SPIRIT AS A SPORT			
Revenues			
	Gate receipts	\$	132,854
	Sponsorship income	\$	23,149
	T-shirt & concessions	\$	9,662
	Miscellaneous	\$	27
	Corporate Share	\$	1,365
	Late Fees	\$	1,300
Total Revenues		\$	168,357
Expenses			
	Officials	\$	3,400
	Facilities	\$	14,744
	NMAA Staff	\$	1,626
	Personnel	\$	33,081
	Security	\$	1,796
	Trophies	\$	3,342
	Miscellaneous	\$	(2)
	Meals	\$	471
	Travel	\$	4,508
	Sponsorship expense	\$	-
	Programs/Printing	\$	1,944
	Hospitality	\$	462
	Supplies & Equipment	\$	2,565
	NMSA Conference	\$	-
Total Expenses		\$	67,938
Net Income		\$	100,419
State Championship Attendance			
2011-2012	15,242		
2010-2011	14,375		
2009-2010	14,007		
2008-2009	13,946		



2011-2012 SPORTS FINANCIAL REPORT

SPRING SPORTS

as of 6/1/2011

11-12 SPRING SPORTS		Actual	Budget	Actual - Budget	% of Budget
Revenue					
Gate receipts	\$	90,098	\$ 120,000	\$ (29,902)	75%
Sponsorship income	\$	73,115	\$ 65,000	\$ 8,115	112%
T-shirt & concessions	\$	42,000	\$ 42,000	\$ -	100%
Miscellaneous	\$	-	\$ -	\$ -	#DIV/0!
Total Revenues	\$	205,213	\$ 227,000	\$ (21,787)	90%
Expenses					
Game officials	\$	45,467	\$ 51,100	\$ (5,633)	89%
Facilities	\$	21,000	\$ 26,250	\$ (5,250)	80%
NMAA Staff	\$	8,130	\$ 8,000	\$ 130	102%
Personnel	\$	55,085	\$ 66,300	\$ (11,215)	83%
Security	\$	2,560	\$ 19,500	\$ (16,940)	13%
Trophies	\$	18,931	\$ 18,800	\$ 131	101%
Miscellaneous	\$	(11)	\$ -	\$ (11)	#DIV/0!
Meals	\$	4,716	\$ 14,400	\$ (9,684)	33%
Travel	\$	1,399	\$ 2,900	\$ (1,501)	48%
Programs/Printing	\$	9,112	\$ 16,500	\$ (7,388)	55%
Hospitality	\$	-	\$ -	\$ -	#DIV/0!
Sponsorship	\$	-	\$ 1,500	\$ (1,500)	0%
Supplies & Equipment	\$	16,319	\$ 43,800	\$ (27,481)	37%
			\$ -	\$ -	#DIV/0!
Total Expenses	\$	182,709	\$ 269,050	\$ (86,341)	68%
Net Income	\$	22,504	\$ (42,050)	\$ 64,554	-54%



2011-2012 SPORTS FINANCIAL REPORT

SPRING SPORTS

as of 6/1/2011

11-12 TRACK & FIELD		
Revenue		
Gate receipts	\$	1,040
Sponsorship income	\$	6,923
T-shirt & concessions	\$	16,000
Miscellaneous	\$	-
Total Revenues	\$	23,963
Expenses		
Game officials	\$	-
Facilities	\$	-
NMAA Staff	\$	1,626
Personnel	\$	31,965
Security	\$	-
Trophies	\$	12,945
Miscellaneous	\$	(4)
Meals	\$	4,077
Travel	\$	199
Programs/Printing	\$	4,703
Hospitality	\$	-
Sponsorship	\$	-
Supplies & Equipment	\$	14,987
Total Expenses	\$	70,498
Net Income	\$	(46,535)
State Championship Attendance		
2010-2011		11,361
2009-2010		9,489
2008-2009		9,839

11-12 TENNIS		
Revenue		
Gate receipts	\$	-
Sponsorship income	\$	11,923
T-shirt & concessions	\$	4,000
Miscellaneous	\$	-
Total Revenues	\$	15,923
Expenses		
Game officials	\$	9,030
Facilities	\$	-
NMAA Staff	\$	1,626
Personnel	\$	3,406
Security	\$	-
Trophies	\$	1,798
Miscellaneous	\$	-
Meals	\$	177
Travel	\$	-
Programs/Printing	\$	1,050
Hospitality	\$	-
Supplies & Equipment	\$	-
Total Expenses	\$	17,087
Net Income	\$	(1,164)

We have not received gate receipts from UNM as of 6/1/12



2011 -2012 SPORTS FINANCIAL REPORT

SPRING SPORTS

as of 6/1/2011

11-12 SOFTBALL			
Revenue	Gate receipts	\$	24,131
	Sponsorship income	\$	13,923
	T-shirt & concessions	\$	12,000
	Miscellaneous	\$	-
	Total Revenues	\$	50,054
Expenses	Game officials	\$	22,842
	Facilities	\$	-
	NMAA Staff	\$	1,626
	Personnel	\$	8,488
	Security	\$	2,560
	Trophies	\$	1,189
	Miscellaneous	\$	(1)
	Meals	\$	32
	Travel	\$	185
	Programs/Printing	\$	1,550
	Hospitality	\$	-
	Sponsorship	\$	-
	Supplies & Equipment	\$	1,110
	Total Expenses	\$	39,581
	Net Income	\$	10,473
State Championship Attendance			
2011-2012	4,386		
2010-2011	5,611		
2009-2010	4,501		
2008-2009	5,400		
Ticket sales reported no gate receipts sent			

11-12 BASEBALL			
Revenue	Gate receipts	\$	64,927
	Sponsorship income	\$	27,423
	T-shirt & concessions	\$	6,000
	Miscellaneous	\$	-
	Total Revenues	\$	98,350
Expenses	Game officials	\$	13,595
	Facilities	\$	6,000
	NMAA Staff	\$	1,626
	Personnel	\$	10,877
	Security	\$	-
	Trophies	\$	1,561
	Miscellaneous	\$	(6)
	Meals	\$	333
	Travel	\$	66
	Programs/Printing	\$	1,584
	Hospitality	\$	-
	Supplies & Equipment	\$	-
	Total Expenses	\$	35,636
	Net Income	\$	62,714
State Championship Attendance			
2011-2012	10,059		
2010-2011	12,432		
2009-2010	10,456		
2008-2009	8,112		

10-11 GOLF			
Revenue	Gate receipts	\$	-
	Sponsorship income	\$	12,923
	T-shirt & concessions	\$	4,000
	Miscellaneous	\$	-
	Total Revenues	\$	16,923
Expenses	Game officials	\$	-
	Facilities	\$	15,000
	NMAA Staff	\$	1,626
	Personnel	\$	350
	Security	\$	-
	Trophies	\$	1,437
	Miscellaneous	\$	-
	Meals	\$	97
	Travel	\$	950
	Programs/Printing	\$	225
	Hospitality	\$	-
	Supplies & Equipment	\$	222
	Total Expenses	\$	19,907
	Net Income	\$	(2,984)

Pending close of fiscal year ending June 30, 2011.

6/1/2012 1:57 PM

2011-2012
TICKET SALES

Sport		2011-2012											
		Tickets Sold		11/12	10/11	09/10	08/09	07/08	11/12-10/11	10/11-09/10	09/10-08/09	08/09-07/08	
Soccer	8,937	8,937	9,454	9,523	10,171	12,285	(517)	(69)	(648)	(2,124)			
Cross Country	3,937	3,937	3,804	4,007	3,767	3,341	133	(70)	240	426			

Sport		Tickets Sold	State	1st Rd	State	District
Volleyball		27,975	10,956		0	17,019

Sport		Tickets Sold										5	
		8		605		459							
Football 6-Man		1,064	1,208	987	734	842	(144)	221	253	(108)			
Football 8-Man		1,744	1,786	2,604	2,188	2,188	(42)	(816)	436	(18)			
Football A		1,901	2,364	2,323	1,921	2,781	(463)	41	402	(860)			
Football AA		4,096	6,429	8,519	7,110	7,019	(2,333)	(2,090)	1,409	91			
Football AAA		7,004	11,564	9,574	10,882	9,447	(4,560)	1,980	(1,288)	1,415			
Football AAAA		17,135	22,214	18,907	16,560	16,173	(5,079)	3,307	2,357	377			
Football AAAAA		24,381	22,261	21,880	33,201	20,160	2,120	381	(11,321)	13,051			

Sport		Tickets Sold		8		5	
Swimming		1,791	1,881	1,866	1,965	1,745	250

Sport		Tickets Sold		8	5	12	Conv x2									
Wrestling		8,068		1,522	2,066	3,390		6,968	8,966	8,807	8,735	8,463	(1,998)	159	72	272

Sport		10/10/50 Conv				
Tickets Sold	15	10	8	5		
Basketball - Dist	71,166	0	0	0	0	
Basketball - 1st Rd	43,502	0	0	43,502	0	
Basketball - State	75,928	3,357	29,681	2,219	33,885	
BB Total	190,596				6,785	
1st Rd 10+ State Only	119,430					

Sport		Tickets Sold		8	5	0
Baseball		10,059		4,878	5,181	
		10,059	12,432	10,456	8,112	6,616
				(2,373)	1,976	2,344
						1,486

Sport		Tickets Sold		5	
Track & Field 1A-2A	4,128	2,544	1,584		
Track & Field 3A-5A	7,233	4,239	2,994		
Total Track	11,361				
		11,361	10,905	9,489	9,871
				376	1,496
					(350)
					(32)

Sport		Tickets Sold		8		5	
Softball		4,386	2,587	1,799			
		4,386	5,611	4,501	5,400	5,166	(1,225)
						1,110	(899)
							234

Sport		10		8		5									
Tickets Sold		10		8		5									
Spirit Comp	15,242	9,228		3,235		2,779									
Total Spirit	15,242														
ACTIVITIES															
Choir	525														
Concert Band	981														
Show Choir	1,067														
Total Activities	2,573														
	2,573	0		0		0		0		2,573		0		0	

Sport		2011-2012										District	
Tickets Sold		11/12	10/11	09/10	08/09	07/08	11/12-10/11	10/11-09/10	09/10-08/09	08/09-07/08			
Golf	0	0	0	0	0	0	0	0	0	0			

Sport		2011-2012										District	
Tickets Sold		11/12	10/11	09/10	08/09	07/08	11/12-10/11	10/11-09/10	09/10-08/09	08/09-07/08			
Tennis	0	0	0	0	0	0	0	0	0	0	0	0	

TOTAL		252,955	268,066	281,750	251,474	236,130	(15,091)	6,306	10,276	15,344		
-------	--	---------	---------	---------	---------	---------	----------	-------	--------	--------	--	--

11/12-10/11	10/11-09/10	09/10-08/09	08/09-07/08	07/08-06/07	06/07-05/06	05/06-04/05	04/05-03/04
-5%	2%	4%	8%	-6%	-5%	32%	17%



New Mexico Activities Association

Board of Directors' Meeting – June 7, 2012



NEW MEXICO OFFICIALS ASSOCIATION REPORT

Presenter:

Dana Sanchez, NMAA Commissioner of Officials

Information Item:

- 1) Number of Officials for 2011-2012 School Year
 - a. Particular areas of concern
- 2) NMOA State Clinic – July 20-21, 2012
- 3) Referee Educational Forum – August 2-3, 2012
- 4) Basketball Referee Camps
- 5) National Association of Sports Officials Summit – Portland (July 29-31, 2012)
 - a. Future Summits (Grand Rapids, Albuquerque)



New Mexico Activities Association

Board of Directors' Meeting – June 7, 2012



MAX PREPS FREEMAN RANKINGS

☒ Action Item
☐ Discussion Item

☒ Referenda Item
☐ Non-Referenda Item

Presenter:

Sally Marquez, NMAA Assistant Executive Director

Proposal:

Consider replacing the NMHSCA Coaches Poll, for the purpose of seeding and selection, with the Max Preps Freeman Rankings.

Rationale:

The Coaches Poll and the Coaches Input combined are basically the same criteria for seeding and selection; however, they constitute two criteria. Max Preps Freeman Rankings would allow for the NMAA staff to have another separate criterion for seeding and selection which involves scientific data and not “human” bias.

Budget Impact:

None

Notes:

None.

NMAA Commission Recommendation:

NMAA Commission supports this proposal.

NMAA Staff Recommendation:

NMAA Staff supports this proposal.

Attachments:

“About The MaxPreps Rankings”



Hi, Dusty

Coach Login

Baseball

Basketball

Football

G Basketball

Volleyball

More Sports

Find your High School!

[Previous Page](#)

About The MaxPreps Rankings

The MaxPreps Freeman Rankings

(The Freeman Rankings will determine the teams selected for the MaxPreps Tournament of Champions.)

MaxPreps National and State Freeman Ratings are the result of our collection of enormous amounts of information from teams throughout the country and the application of a computer model developed by our associate Ned Freeman. *The most important thing to understand about how the ratings system works is that it is 100% objective.*

The size of the schools, their division, the league they're in, how good the school or league are historically, their geographic location, how well liked the school is, how good the league is in other sports do not matter and therefore, none of these factors are programmed into the system. Those subjective factors inevitably bias humans saddled with the daunting task of trying to figure out who the best teams in the nation, in a state, or a region really are?

Instead, Ned's system just takes into account the facts. Cold, hard, and unfeeling fact - but as accurate, objective and fair as possible.

How It Works!

(A brief explanation of the factors that affect the MaxPreps Rankings system...)

MaxPreps uses a computer program to determine team rank. We do not poll coaches, sportswriters, or fans. Nor does our staff make any judgments on the merits of any individual team. Prior season history, school size, and comments on message boards are not considered in the MaxPreps

The system utilizes the huge number of game results stored in the MaxPreps database. Generally, the more a team wins the higher the ranking, but the system takes into account quality wins (against other highly ranked opponents) and strength of schedule.

For example, a team's ranking is hurt more by losing to a team that is ranked below them verses a team ranked ahead.

Other factors that will affect the rankings are times when MaxPreps has incomplete or inaccurate information. We will correct errors when they are reported to us. If we are missing a score, report it to us on the team's MaxPreps page. If we are missing a game on the schedule, send us a [correction request](#).

Generally, the more games that are played the more accurate the rankings, so if a team that you perceive as being very strong has played substantially fewer games than other ranked teams it may reflect the fact that we have less data to work with.

Playoff games are weighed 2.1 times what a regular season game is.

Movement indicates the up or down movement within the rankings when compared to our previously published rankings.

MaxPreps football rankings are updated once a week, other sports will be updated three times a week during the sport season.

Note: A team must have played three games before they will appear in the rankings.



New Mexico Activities Association

Board of Directors' Meeting – June 7, 2012



FOREIGN STUDENTS AND FOREIGN EXCHANGE STUDENTS

☒ Action Item
☐ Discussion Item

☒ Referenda Item
☐ Non-Referenda Item

Presenter:

Sally Marquez, NMAA Assistant Executive Director

Proposal:

If a foreign student or foreign exchange student has participated in an organized sports program in a particular sport, equivalent to or on a higher level than our high school programs, he/she is ineligible to participate in that sport for 180 school days.

Rationale:

This allows foreign students and foreign exchange students to be involved with varsity sports without changing the dynamics of the state competition.

Budget Impact:

None

Notes:

None.

NMAA Commission Recommendation:

NMAA Commission does NOT support this proposal (Failed 8-5 at May 23 Meeting)

NMAA Staff Recommendation:

NMAA staff supports this proposal.

Attachments:

See New York Public Schools Evaluation



FOREIGN STUDENTS

To be used for the evaluation of ...
DIRECT PLACEMENTS (CSIET Approved Programs)
OR
Foreign Students not enrolled in a CSIET Program

To assist our schools in evaluating sport participation that is equivalent to or on a higher level than our scholastic sport program the following guidelines are offered. The elements listed can be used to judge a foreign students' previous experience in a specific sport.

- The athletic contests are formal and cannot be considered "pick up" games.
- Competition is organized and scheduled between teams/individuals.
- Recognized rules are followed.
- Scores are kept.
- Equipment/facilities/uniforms are provided by a sponsor (club, school, town, agency).
- Competitions are officiated.
- Competition schedules and scores are publicized.
- Competitions are against a variety of opponents organized in a similar manner (clubs, towns, regions, nations).
- Individuals are selected through try-out sessions and/or past performance.

REMINDER:

All foreign students who have been graduated from the secondary school system in their country are ineligible for our interschool athletic program. Please refer to NYSPHSAA Handbook, pages 95 & 96 for further information.



New Mexico Activities Association

Board of Directors' Meeting – June 7, 2012



NON-PUBLIC SCHOOLS REPORT SAEA

☒ Action Item
☐ Discussion Item

☒ Referenda Item
☐ Non-Referenda Item

Presenter:

Sally Marquez, NMAA Assistant Executive Director

Proposal:

Consider removing the requirement for non-public schools to report SAEA data to the NMAA.

Rationale:

This proposal is being submitted due to the fact that NMAA is no longer collecting SAEA data through MVP for any NMAA member schools.

Budget Impact:

None.

Notes:

None.

NMAA Staff Recommendation:

NMAA Staff supports this proposal.

Attachments:

None.



New Mexico Activities Association

Board of Directors' Meeting – June 7, 2012



HEAT ILLNESS PROTOCOL

☒ Action Item
☐ Discussion Item

☒ Referenda Item
☐ Non-Referenda Item

Presenter:

Robert Zayas, NMAA Associate Director

Proposal:

Consider adding the following Heat Illness Prevention protocol for all outdoor sports, to NMAA Bylaws (Section VII).

"The athletic trainer and the head coach of each sport and level is responsible for checking the heat index prior to the beginning of practice (www.nmact.org). Go to website and enter your zip code and the site will calculate the heat index for current time and for projected high temperature.

Heat index above 104, practice is cancelled (the athletic trainer has the authority to cancel practice). Practice may occur later in the day provided the heat index falls to 104 or less. Heat index 100-104, consider modification to remove protective equipment and to shorten practice. Heat index 95-99, use caution, but may practice. Heat index under 95, risk of heat illness is present, but risk is greatly reduced. Water breaks should occur every 20-30 minutes. Do NOT restrict intake of fluids.

Emersion in cold water is treatment of choice for management of acute heat exhaustion and heat stroke. Call EMS if you suspect heat illness."

Rationale:

Heat illness has the potential to impact all outdoor sports. Prevention protocol will help to ensure that all outdoor athletes are participating under safe "heat related" guidelines.

Budget Impact:

None.

Notes:

"Heat Illness" means a serious medical condition resulting from the body's inability to cope with a particular heat load, and includes heat cramps, heat exhaustion, heat syncope and heat stroke.

NMAA Commission Recommendation:

NMAA Commission supports this proposal.

NMAA Staff Recommendation:

NMAA Staff supports this proposal.

Attachments:

None.



New Mexico Activities Association

Board of Directors' Meeting – June 7, 2012



WRESTLING CLASS 4A QUALIFYING NUMBERS

☒ Action Item
☐ Discussion Item

☐ Referenda Item
☒ Non-Referenda Item

Presenter:

Dusty Young, NMAA Director of Wrestling

Proposal:

Adjustment to Class 4A qualifying numbers for the 2013 State Wrestling tournament (due to changes in alignment/classification).

Rationale:

With the changes in alignment and classification for second half of the current four year block, Class 4A Wrestling will lose two schools (one to 5A and one to 3A). District 1 will lose Bloomfield HS, while District 5 will lose Atrisco Heritage Academy. This will take both of these districts from five teams to four teams. In 2012, these five team districts qualified four wrestlers into the State Tournament. With the drop to four teams in these districts, qualifiers must in turn drop to three wrestlers to stay in line with what is done in other four team districts. It should also be noted that although Class 5A and 3A are gaining a school, this takes the districts receiving a new team from five to six, and thus would not affect qualifying numbers. Centennial HS will also be added to Class 4A, but will be added to District 3/4 which also takes them from five to six teams (no affect on qualifiers).

Budget Impact:

School budgets will not be impacted. The NMAA budget will be impacted slightly as two less qualifiers will mean less attendance and lower gate receipts.

NMAA Commission Recommendation:

NMAA Commission supports this proposal.

NMAA Staff Recommendation:

NMAA Staff supports this proposal.

Attachments:

Old and new alignment and classification breakdown for wrestling with qualifier info.

WRESTLING - STATE CLASS/ALIGN/QUALIFY - 2010-11 to 2013-14

Wrestling - Class 5A (1651 and above - 19 Schools)

	District 1-5A	District 2-5A	District 3/4-5A	District 5-5A		
	Cibola	Eldorado	Carlsbad	Albuquerque		
	Cleveland	La Cueva	Gadsden	Highland		
	Rio Rancho	Manzano	Hobbs	Rio Grande		
	Volcano Vista	Sandia	Las Cruces	Valley		
			Mayfield	West Mesa		
			Oñate		Total	%age
Qualifiers	3	3	4	4	14	14/19=73.7%

Wrestling - Class A-4A (901-1650 - 26 Schools)

	District 1-4A	District 2-4A	District 3/4-4A	District 5-4A	District 6-4A		
	Aztec	Bernalillo	Chaparral	Academy	Belen		
	Bloomfield	Capital	Deming	Atrisco Heritage	Gallup		
	Farmington	Espanola	Santa Teresa	Del Norte	Grants		
	Kirtland Central	Los Alamos	Goddard	Moriarty	Los Lunas		
	Piedra Vista	Santa Fe	Roswell	St. Pius	Miyamura		
					Valencia	Total	%age
Qualifiers	4	4	4	4	4	20	20/26=76.9%

Wrestling - Class A-3A (0-900) - 14 Schools)

	District 1/5-3A	District 2-3A	District 3/4-3A		
	Newcomb	Pecos	Cobre		
	Wingate	Robertson	Ruidoso		
	Shiprock	Taos	Silver		
	Foothill	Tucumcari			
	St. Michael's	W. Las Vegas			
				Total	%age
Qualifiers	4	4	2	10	10/14=71.4%

*Approved by the Board - 12/1/2011

WRESTLING - STATE CLASS/ALIGN/QUALIFY - 2010-11 to 2013-14

Wrestling - Class 5A (1651 and above - 20 Schools)

	District 1-5A	District 2-5A	District 3/4-5A	District 5-5A		
	Cibola	Eldorado	Carlsbad	Albuquerque		
	Cleveland	La Cueva	Gadsden	Atrisco Heritage		
	Rio Rancho	Manzano	Hobbs	Highland		
	Volcano Vista	Sandia	Las Cruces	Rio Grande		
			Mayfield	Valley		
			Ocate	West Mesa	Total	%age
Qualifiers	3	3	4	4	14	14/20=70.0%

Wrestling - Class A-4A (901-1650 - 25 Schools)

	District 1-4A	District 2-4A	District 3/4-4A	District 5-4A	District 6-4A		
	Aztec	Bernalillo	Centennial	Academy	Belen		
	Farmington	Capital	Chaparral	Del Norte	Gallup		
	Kirtland Central	Espanola	Deming	Moriarty	Grants		
	Piedra Vista	Los Alamos	Santa Teresa	St. Pius	Los Lunas		
		Santa Fe	Goddard		Miyamura		
			Roswell		Valencia	Total	%age
Qualifiers	3	4	4	3	4	18	18/25=72.0%

Wrestling - Class A-3A (0-900) - 14 Schools)

	District 1/5-3A	District 2-3A	District 3/4-3A		
	Bloomfield	Pecos	Cobre		
	Foothill	Robertson	Ruidoso		
	Newcomb	Taos	Silver		
	Shiprock	Tucumcari			
	St. Michael's	W. Las Vegas			
	Wingate			Total	%age
Qualifiers	4	4	2	10	10/14=71.4%

*Proposed to Commission and Board - May/June 2012



New Mexico Activities Association

Board of Directors' Meeting – June 7, 2012



BASEBALL WOOD/ COMPOSITE WOOD BAT REGULATION

☒ Action Item
☐ Discussion Item

☒ Referenda Item
☐ Non-Referenda Item

Presenter:

Dusty Young, NMAA Director of Baseball
Kenny Barreras, Baseball Sports Specific Committee Member

Proposal:

Consider renewing the baseball wood/ composite wood bat regulation for a four year period.

Rationale:

During the 2012 baseball season, wood/composite wood bats were used at all high school levels. In April, a survey was sent to all head baseball coaches regarding this change and how it has affected the sport. Of the 65 coaches who voted, 86% felt that the use of wood bats was positive for the state. 77% also voted to keep these regulations in effect for the 2013 season. The majority of coaches do feel that wood bats have changed the game for the better, putting more importance on defense, pitching, and the basic fundamentals of baseball. Many feel that the main focus had been hitting, especially home runs and relying on your offense to win games.

Budget Impact:

The economic impact of moving to wood bats was unknown prior to this season. Many felt that too many bats would be broken, thus causing schools/players to spend more money than years past when a metal bat would last an entire year. Part of the survey sent to coaches was regarding economic impact. 46% felt that using wood/composite wood was actually less costly than using metal bats, while 31% felt there was no significant change, and only 23% felt it was more costly to use wood than metal. In talking to many people around the state, using composite wood bats can be a huge help with cost. The schools/players who have broken the most bats and spent more funding on replacing these are mostly those who use traditional wood bats instead of composites, which break much easier.

NMAA Commission Recommendation:

The NMAA Commission supports this proposal.

NMAA Staff Recommendation:

Based on the survey of coaches and recommendation to continue with the current wood bat regulations by the Baseball Sports Specific Committee, the NMAA staff supports this proposal.




Attachments:

Head Baseball Coach Survey Results – Spring 2012 (regarding wood/composite wood bats)

1. Please list your name and school:

	Response Count
	65
answered question	65
skipped question	0

2. Would you say using wood/composite wood bats in 2012 has been positive or negative for New Mexico?

		Response Percent	Response Count
Positive		86.2%	56
Negative		7.7%	5
No Opinion		6.2%	4
	answered question		65
	skipped question		0

3. How many wood and composite wood bats has your PROGRAM purchased during 2012?
Please specify how many of each (wood/composite wood):

	Response Count
	65
answered question	65
skipped question	0




4. How many wood/composite wood bats has your PROGRAM broken during 2012? Of these, how many were under warranty and were replaced free of charge?

	Response Count
	65
answered question	65
skipped question	0




5. How many wood/composite wood bats has your VARSITY team broken in 2012?

	Response Count
	65
answered question	65
skipped question	0

6. In your opinion, what has the economic impact been for schools and/or parents during 2012 (using wood bats)?

		Response Percent	Response Count
MORE costly than using metal		23.1%	15
LESS costly than using metal		46.2%	30
NO significant change		30.8%	20
	answered question		65
	skipped question		0

7. What bats should be used during the 2013 high school baseball season and beyond?

		Response Percent	Response Count
Wood/Composite Wood		76.9%	50
BBCOR Certified Metal (aluminum or composite metal)		20.0%	13
No Opinion		3.1%	2
answered question			65
skipped question			0

8. Please provide any additional comments you may have regarding bats in New Mexico:

	Response Count
	44
answered question	44
skipped question	21



New Mexico Activities Association

Board of Directors' Meeting – June 7, 2012



VOLLEYBALL POOL PLAY OFFICIALS' FEES

☒ Action Item
☐ Discussion Item

☒ Referenda Item
☐ Non-Referenda Item

Presenter:

Todd Handy, NMOA Executive Board Member

Proposal:

Consider a revision to the volleyball pool play officials' fee schedule, raising the fee from \$15.00 per pool play match to \$22.50 per pool play match.

Rationale:

This revision would be in line with the pool play rate paid at the State Tournament, which is \$27.00. This fee is 50% of the regular state per match fee of \$54.00. \$22.50 is 50% of the current varsity match rate of \$45.00. In addition, this is also in line with the practice of state rates being 20% more than the season rates. The current state pool play rate of \$27.00 is 120% of the proposed \$22.50.

Budget Impact:

This proposal would impact all schools hosting volleyball events with pool play matches and would increase officials' fees by \$15 per pool play match (\$7.50 per official per pool play match).

Notes:

None.

NMAA Commission Recommendation:

NMAA Commission supports this proposal.

NMAA Staff Recommendation:

NMAA Staff will support the Commission's decision.

Attachments:

None.



New Mexico Activities Association

Board of Directors' Meeting – June 7, 2012



CUBA TRACK & FIELD DISTRICT APPEAL

☒ Action Item
☐ Discussion Item

☐ Referenda Item
☒ Non-Referenda Item

Presenter:

Cuba Schools

Proposal:

Switch from 8AA Track & Field District to 2AA District for Track & Field

Rationale:

The reason this is being proposed is that we are currently in a district with 9 teams, the largest in AA. We have had to travel to Estancia (135 miles one way) in 2011 and again to Laguna 3 times in the last 5 years for the District competition and would like to cut down on travel expenses and schedule considerations. In 2010 we had to stay overnight in Laguna because of the 2 day format and it cost over an additional \$ 1000. We schedule 8 meets instead of the usual 10. It is not geographically suitable for us especially when you consider that Magdalena (184 miles one way) is also in the district. Traditionally, we were in identical district as the current 2AA (which has only 3 teams) when we were last in AA back in 1994. All the schools are close in proximity with none being more than 100 miles. The schools in District 2AA compete in the same meets as we do, are competitively equitable and we would like to reestablish that tradition because it is geographically more sensible and fiscally more responsible. At least 2 schools will host meets that will cut down on travel distance and the reciprocation of meet fees. Moreover, we never do get chosen to host a district meet and haven't hosted one for over 12 years.

Budget Impact:

It costs \$ 22 per student to attend an athletic competition. That includes gas, driver expenses and meal. For the sake of fairness we will take out the meals and say \$15 a student with an average trip of 200 miles or \$ 300- \$ 400 dollars a meet which is on the conservative side. Over the course of a season this is significant. The price of diesel fuel is high at this point (\$ 4.10 per gallon) and this is a clear example of a budget impact. In addition the longer the trip the more meal costs increase. An additional meal on a longer trip is over \$ 200 a meet. What the school doesn't pick up is passed on to the students and parents.

Notes:

Left out of all this is time away from school. While we do realize that there are guidelines, early departures from school for track are equal to about 3-5 days a year. With more and more schools hosting weekday meets and with some meets already closed to non-traditional schools, the option is to attend a 3-4A meet or travel further. When you travel further you spend more and miss more class.

NMAA Staff Recommendation:

NMAA Staff supports the Board's decision.

Attachments:

None.



New Mexico Activities Association

Board of Directors' Meeting – June 7, 2012



EXTRA REGULAR SEASON BASKETBALL GAME

☒ Action Item
☐ Discussion Item

☒ Referenda Item
☐ Non-Referenda Item

Presenter:

NMAA Foundation

Proposal:

Consider allowing varsity basketball teams to schedule an additional regular season game for a fee to benefit the NMAA Foundation.

Rationale:

Schools who wish to have their varsity basketball teams participate in an extra game would have the ability to support the efforts of the NMAA Foundation. The host school would be required to pay the fee (Class 3A-5A Fee= \$500, Class B-2A Fee=\$300).

Budget Impact:

Visiting schools would incur additional travel costs, while host schools have an opportunity to generate revenue beyond the "Extra Game Fee."

Notes:

None.

NMAA Staff Recommendation:

NMAA Staff supports this proposal.

Attachments:

None.



New Mexico Activities Association

Board of Directors' Meeting – June 7, 2012



CLASS B STATE BASKETBALL QUALIFIERS

☒ Action Item
☐ Discussion Item

☐ Referenda Item
☒ Non-Referenda Item

Presenter:

Dr. Charles Harrison/Anthony Casados

Proposal:

Consider allowing 16 Class B teams to qualify for the 2013 State Championships.

Rationale:

Class B is the only classification that qualifies fewer teams to the State Tournament. All the other five Classifications qualify 16 teams. We are requesting that Class B schools be treated equally with other Classifications. By allowing Class B schools to qualify 16 teams to the State tournament, NMAA will no longer discriminate against the lowest Classification, will provide competition for more schools and students across the State, and will allow small, rural communities the pride and dignity of having a school in the State Tournament.

Budget Impact:

Budget is a major concern for any athletic activity. Mileage, meals, bus driver, bus costs—all of these play a vital role in the affordability of travel and competition. The impact on our Class B schools will be directly proportional to the impact of any other school in any other Classification. Money is tight but there is a camaraderie among Class B schools and coaches that will find ways to cut costs such as cooking out for the visiting team or allowing the visiting team to spend the night in the host school's gym.

Notes:

District 1B and District 5B are in total agreement with this proposal. We feel community pride and school morale trump the cost of one or two more games.

For two years, let Class B compete 16 teams like the rest of the Classifications do. The #1 seed playing the #16 seed makes no more difference to the Class B school than it does to the Class AAAAA school. Travel and cost is already a factor in the other 5 Classifications. Let Class B deal with the funding factors.

As far as the discrepancy of the scores in the first round, a person does not have to do much research in the 2012 first rounds to see that the score discrepancies were great. The argument that the #1 seed does not want to waste its time in playing the #16 seed is not a good argument. All brackets in all Classifications (and in other sport competitions, ie NCAA 64 teams!) seed a much higher school with a much

lower school in the first round. If this did not happen, then there would be a possibility of a #1 seed meeting a #2 seed in a first or second round. Brackets are made so that the “expected better team” has an advantage. Class B is ready to meet this challenge.

Surely, if Class AAA only has 19 schools and they get to qualify 16 teams to the State Tournament, NMAA can allow Class B a similar privilege. When a higher classified school wins 7 games and qualifies for State and our teams win 13 or 14 games and have to stay home, THAT’S when bias and discrimination enter into the arena. We are merely seeking what is fair and equal.

Recommendation:

Attachments:

See Attachment A

Examples of score discrepancies in the First Round of the 2012 State Basketball Tournament

Boys Class 5A

81-40 Las Cruces over Rio Rancho

Girls Class 5A

63-29 Eldorado over Highland

Boys 3A

80-29 Hope Christian over Raton

Girls Class 2A

61-23 Texico over Pecos

71-38 Texico over Navajo Pine IN THE CHAMPIONSHIP GAME!

Boys Class A

71-49 Fort Sumner over Ramah

80-36 Cliff over Melrose

69-37 Dora over McCurdy

Girls Class A

73-33 Melrose over Mescalero

Even in Class B with only an 8-team bracket, there were some large discrepancies:

Boys Class B

70-32 Wagon Mound over Vaughn

Girls Class B

61-36 Elida over Santa Fe Waldorf

61-34 Corona over Mosquero/Roy

The point is that score discrepancies occur sometimes. The larger the bracket, the more likely there will be large score disparities. But...who doesn't yell for the underdog and, sometimes, the underdog wins! That's why they call it a "Long Shot!"

Please seriously consider our request to expand the Class B State Bracket to 16 teams for the next two years. Thank you!



New Mexico Activities Association

Board of Directors' Meeting – June 7, 2012



TENNIS QUALIFYING PROCEDURES

☒ Action Item
☐ Discussion Item

☒ Referenda Item
☐ Non-Referenda Item

Presenter:

Sally Marquez, NMAA Assistant Executive Director

Proposal:

Consider revising qualification procedures for the State Team Tennis Tournament, where district champions automatically qualify and the remaining teams are selected.

Rationale:

Aligning tennis with all other team sports. Currently, the top two teams in each district automatically qualify without any at large teams (4A and 5A).

Budget Impact:

None.

Notes:

None.

NMAA Commission Recommendation:

NMAA Commission supports this proposal.

NMAA Staff Recommendation:

NMAA Staff supports this proposal.



New Mexico Activities Association

Board of Directors' Meeting – June 7, 2012



TENNIS NORTH/ SOUTH ALL-STAR EVENT

☒ Action Item
☐ Discussion Item

☒ Referenda Item
☐ Non-Referenda Item

Presenter:

Sue Jollensten:	Coleman Vision Tennis Championship Tournament Director
Becky Lee:	USTA NNMTA District Community Tennis Coordinator
Dick Johnson:	La Cueva High School Tennis Coach
NMHSCA	

Proposal:

Consider a one year waiver of NMAA Bylaw **7.6.21- C, D,**

The NMHSCA would like to create a North vs. South All-Star Tennis Event in conjunction with the Coleman Vision Professional Championship Tournament that is held in Albuquerque.

7.6.21 All-Star Games

C. Only graduating seniors are eligible to participate.

D. Games must be held after the academic completion of the respective school year

Rationale:

New Mexico's Tennis Coaches would like to have a North/South All-Star Event much like the other sports in New Mexico. To have the All-Star Event in conjunction with New Mexico's professional Tennis Championship would provide an outstanding opportunity for the all-star tennis players. If the all-star event is held in the summer time, the odds are extremely likely that the best tennis players in New Mexico would not be able to participate because of summer commitments.

Budget Impact:

None.

Notes:

None.

NMAA Commission Recommendation:

NMAA Commission supports this proposal.

NMAA Staff Recommendation:

NMAA Staff will support the Board's decision.

Attachments:

See PROPOSED 2012 ALL STAR TENNIS EVENT



PROPOSED 2012 ALL STAR TENNIS EVENT
TALKING POINTS

Initial competition proposed to take place at Tanoan Country Club during the 2012 ColemanVision Tennis Championships, a Women's \$75,000 USTA Pro Circuit Event conducted by the NM Youth Tennis Foundation.

- Dates:** Early evening Saturday and Sunday, 9/15 and 9/16. One event each evening.
- Format:** "North v. South" – Aligned with NMHSCA Division of the State of NM
3 Girls' Singles and 3 Boys' Singles* - 5:00 Saturday
3 Girls' Doubles and 3 Boys' Doubles* - 5:00 Friday
2 out of 3 sets w/ a tiebreaker in lieu of the 3rd set
Players may only play one event. **Rationale:** Will encourage selection of doubles players
- Coaches:** Based on NMHSCA Guidelines and tenure. Must be members of the NMHSCA
- Players:** Consistent with NMHSCA guidelines – Member Coaches invited to make recommendations.
Possibly include players from each of the district 'levels'.
All Seniors – Based on projected Spring 2013 Teams

***Note:** There are 3 lighted "stadium" courts at Tanoan that will be set up for the Pro Circuit Event which begins Sunday, 9/16/2012.



New Mexico Activities Association

Board of Directors' Meeting – June 7, 2012



CROSS COUNTRY CLASS A & AA

☒ Action Item
☐ Discussion Item

☐ Referenda Item
☒ Non-Referenda Item

Presenter:

Rudy Aragon, NMAA Assistant Director

Proposal:

Consider separating Class A-AA Cross Country into two classifications.

Rationale:

Approximately 24 Class A schools (the majority do not field full teams) participate in the sport of Cross Country. There are anywhere between 40 and 50 schools participating in the A-AA classification in a given year. Obviously, the classification is dominated by the AA schools. Our goal is to give the A classification schools/athletes more of an opportunity to experience success at the State Championships.

Budget Impact:

None.

Notes:

None.

NMAA Commission Recommendation:

NMAA Commission supports this proposal.

NMAA Staff Recommendation:

NMAA Staff supports this proposal.

Attachments:

NMAA Cross Country Alignment (2012-2013, 2013-2014).

A/AA CROSS COUNTRY – 50 SCHOOLS – 4 DISTRICTS (0-400)

District 1	District 2	District 3	District 4
Bosque	Acad. For Tech/ Classics	Carrizozo	Alamo Navajo
Cuba	Cimarron	Cloudcroft	Coronado
Dulce	Desert Academy	Cobre	Crownpoint
East Mountain	Des Moines	Gateway Christian	Gallup Catholic
Estancia	Maxwell	Hagerman	Navajo Pine
Evangel Christian	McCurdy	Loving	Navajo Prep
Jemez Valley	Mesa Vista	Magdalena	Newcomb
Laguna Acoma	Mora	Mescalero	Pine Hill
NACA	Pecos	Mesilla Valley	Ramah
School of Dreams	Penasco	NMMI	Rehoboth
To'Hajiilee	Santa Fe Prep	Valley Christian	Shiprock NW (boys only)
Tse Yi Gai	Santa Rosa		Tohatchi
Walatowa	Tucumcari		Zuni

Independent: Las Cruces Catholic



New Mexico Activities Association

Board of Directors' Meeting – June 7, 2012



SOCCKER REGULAR SEASON TOURNAMENT OVERTIME PROCEDURES

☒ Action Item
☐ Discussion Item

☒ Referenda Item
☐ Non-Referenda Item

Presenter:

NMAA Soccer Sports Specific Committee

Proposal:

Consider adding "*Tournament organizer has the ability to modify the overtime procedures during regular season tournaments*" to NMAA soccer bylaws.

Rationale:

Currently, tournament organizers are required to abide by specific overtime procedures (two 10-minute overtime periods of sudden victory, followed by penalty kicks). Allowing tournament organizers to modify these procedures would help regular season tournaments stay on time and have games completed before darkness.

Budget Impact:

None.

Notes:

None.

NMAA Commission Recommendation:

NMAA Commission supports this proposal.

NMAA Staff Recommendation:

NMAA Staff supports this proposal.

Attachments:

None.



New Mexico Activities Association

Board of Directors' Meeting – June 7, 2012



STATE SOCCER FIRST ROUND SCHEDULE

☒ Action Item
☐ Discussion Item

☐ Referenda Item
☒ Non-Referenda Item

Presenter:

NMAA Soccer Sports Specific Committee

Proposal:

Consider adding “*on Saturday, unless the two schools can agree to play on Friday*” to NMAA bylaw 7.17.3.D.

Rationale:

Currently the host school (higher seeded team) is permitted to select the date and time of the first round of game. In some cases, visiting teams are being required to travel long distances on Friday, which results in lost instructional time.

Budget Impact:

None.

Notes:

None.

NMAA Commission Recommendation:

NMAA Commission supports this proposal.

NMAA Staff Recommendation:

The NMAA staff supports this proposal, but has concerns that an officials shortage could exist if too many first round games are played on Saturday.

Attachments:

None.



New Mexico Activities Association

Board of Directors' Meeting – June 7, 2012



BOWLING TRANSFER ELIGIBILITY RULES AND REGULATIONS

☒ Action Item
☐ Discussion Item

☒ Referenda Item
☐ Non-Referenda Item

Presenter:

Sally Marquez, NMAA Assistant Executive Director

Proposal:

Consider having bowling participants follow the "athletic" transfer eligibility rules and regulations (Section VI).

Rationale:

Due to the increased participation and competitiveness of bowling, bowling participants should follow "athletic" transfer eligibility rules and regulations.

Budget Impact:

None.

Notes:

This would be very similar to Spirit requirements, prior to Spirit becoming a sport.



NMAA Staff Recommendation:

NMAA Staff supports this proposal.









Attachments:

None.




3. Are you the "Official Voter" for your school? Only the "Official Voter" should take this survey.

		Response Percent	Response Count
Yes		97.9%	138
No		2.1%	3
answered question			141
skipped question			0



4. What is your position or positions at your school?

		Response Percent	Response Count
Superintendent		6.4%	9
Assistant Superintendent		0.7%	1
Principal		16.3%	23
Assistant Principal		9.2%	13
Athletic Director		87.2%	123
Activities Director		7.8%	11
Coach		19.9%	28
Other		5.7%	8
answered question			141
skipped question			0

5. What do you favor in regards to the future of classification and alignment?

		Response Percent	Response Count
Use a three year average of 40-Day enrollment counts (grades 9-12) of basketball playing schools. Schools with 85 or less students would be considered Class A; schools with more than 85 students would be divided into 4 equal classifications (Class 2A, 3A, 4A, 5A) of approximately 31 schools per class.		39.7%	56
Use a three year average of 40-Day enrollment counts (grades 9-12) of basketball playing schools. Divide schools into 6 equal classifications (Class B-5A) of approximately 26 schools per class.		21.3%	30
Use a three year average of 40-Day enrollment counts (grades 9-12) and continue to use current system (B-5A) of hard numbers to determine school classification placement.		39.0%	55
Other future alignment and classification proposals or thoughts:			18
answered question			141
skipped question			0

6. Would you favor alternative school enrollment students to be counted for the purpose of classification and alignment?



		Response Percent	Response Count
Yes		49.6%	70
No		50.4%	71

Comments regarding alternative school students:

27

answered question	141
skipped question	0

7. Would you favor private schools being subject to a multiplier?





		Response Percent	Response Count
Yes		75.9%	107
No		24.1%	34

Comments:

16

answered question	141
skipped question	0

8. If "yes" to the above question, what multiplier would you favor?

			Response Percent	Response Count
1.25			15.2%	16
1.50			41.9%	44
1.75			14.3%	15
2.0			28.6%	30

Comments: 21

answered question	105
skipped question	36

9. Please provide any additional thoughts, concerns, feedback or recommendations pertaining to the future of classification and alignment:

	Response Count
	41
answered question	41
skipped question	100