

# NMAA

## Commission Meeting



Wednesday, May 23, 2012

NMAA

9:00 AM

# NEW MEXICO ACTIVITIES ASSOCIATION COMMISSION MEETING



**NMAA - Hall of Pride and Honor**  
**May 23, 2012**  
**9:00 AM**

## AGENDA

**A= Action Item**

**D/I= Discussion/ Information Item**

- |  |   |
|--|---|
| I. <b><i>Call Meeting to Order and Welcome</i></b><br><i>Roll Call – Ascertain Quorum</i><br>(A) Approval of Agenda<br>(A) Approval of Minutes (Feb. 22, 2012)   | <i>Mindy Ioane, Admin. Assistant</i><br><i>Lawrence Johnson, Chair</i><br><i>Lawrence Johnson, Chair</i>  |
| II. <b><i>NMAA Directors' Reports</i></b>  | <i>Gary Tripp, Sally Marquez &amp; Robert Zayas</i>   |
| III. <b><i>Financial Report</i></b><br>(D/I) NMAA Financial Report   | <i>Shari Kessler-Schwaner, Business Manager</i>   |
| IV. <b><i>NMAA Activities Report</i></b>   | <i>Gary Tripp, Executive Director</i>   |
| V. <b><i>NMOA (New Mexico Officials Association) Report</i></b>  | <i>Dana Sanchez, Commissioner of Officials</i>  |
| VI. <b><i>General Action Items</i></b><br>(A) Consider replacing the NMHSCA coaches poll, for the purpose of seeding and selection, with the MaxPreps Freeman Rankings. ( <i>Referenda</i> )<br><br>(A) Consider allowing foreign students to play at the varsity level if they have not previously participated in the sport. ( <i>Referenda</i> )<br><br>(A) Consider adding Heat Illness Prevention protocol for all outdoor sports, to NMAA Bylaws (Section VII). ( <i>Referenda</i> ) | <i>Sally Marquez, Assistant Executive Director</i><br><br><i>Sally Marquez, Assistant Executive Director</i><br><br><i>Robert Zayas, Associate Director</i> |

**VII. Sports Specific Action Items**

- (A) Football: Consider implementing preseason practice safety guidelines. *Robert Zayas, Associate Director*  
(Referenda)
- (A) Football: In accordance with NFHS rule 1-2-3I (Corporate Logos on field) consider allowing schools to only place corporate logos in the end zone or outside the field of play, so as not to restrict/ interrupt the field markings. *Robert Zayas, Associate Director*  
(Referenda)
- (A) Tennis: Consider revising qualification procedures for the State team Tennis tournament, where district champions automatically qualify and the remaining teams are selected. *Sally Marquez, Assistant Executive Director*
- (A) Tennis: Consider a one year waiver to NMAA Bylaws to allow for a North/South All-Star Event during the 2012 Coleman Vision Tennis Championships. (Referenda) *New Mexico High School Coaches Association*
- (A) Baseball: Consider renewing the wood/ composite wood bat regulation. *Kenny Barreras, Baseball Sports Specific Committee*  
(Referenda)
- (A) Cross Country: Consider separating Class A-AA into two classifications. *Rudy Aragon, Assistant Director*
- (A) Soccer: Consider adding “*Tournament organizer has the ability to modify the overtime procedures during regular season tournaments*” to NMAA bylaws. (Referenda) *Soccer Sports Specific Committee*
- (A) Soccer: Consider adding “*on Saturday, unless the two schools can agree to play on Friday*” to NMAA bylaw 7.17.3.D. *Soccer Sports Specific Committee*
- (A) Wrestling: Consider adjusting the current match limitations in Wrestling from 32 points to 36 points for the Varsity level (28 to 32 for Sub-Varsity). *Wrestling Sports Specific Committee*  
(Referenda)
- (A) Wrestling: Adjustment to Class 4A qualifying numbers for the 2013 State Wrestling tournament (due to changes in alignment/classification). *Dusty Young, Assistant Director*
- (A) Basketball: Reconsider a proposal which would allow basketball varsity regional assignors to assign all invitational basketball tournaments. (This item was previously presented to and passed the Commission but was taken off the Board agenda in 2010). (Referenda) *NMOA Executive Board Member*
- (A) Volleyball: Consider increasing volleyball assignors’ fees due to an increase in regular season tournaments. (Referenda) *NMOA Executive Board Member*
- (A) Volleyball: Consider a revision to the volleyball pool play officials’ fee schedule. (Referenda) *NMOA Executive Board Member*

**VIII. General Discussion/ Information Items**

**(D/I)** Review Q&A on recently adopted 7.5 hour rule.

*Sally Marquez, Assistant  
Executive Director*

**(D/I)** Classification and alignment for the 2014-2015, 2015-2016 block.

*Robert Zayas, Associate Director*

**(D/I)** Referenda Results (April 3, 2012).

*Robert Zayas, Associate Director*

**(D/I)** Update on NMAA website/ reporting system.

*Bill Cleland, Deputy Director*

**IX. Consider Adjournment**

***Next Commission Meeting – TBD (NMAA)***



**New Mexico Activities Association  
Commission  
Updated March 2012**



**Small Area A –** Term Expires Dec. 31, 2013  
Mr. Todd Kurth  
Santa Fe Prep  
1101 Camino de la Cruz Blanca  
Santa Fe, NM 87505  
505-795-7523 Fax: 505-982-2897  
email: [tkurth@sfprep.org](mailto:tkurth@sfprep.org)

**Large Area A –** Term Expires Dec. 31, 2014  
Mr. Phil Sategna  
Bloomfield High School  
520 North 1<sup>st</sup> St.  
Bloomfield, NM 87413  
505-634-3407 Fax: 505-634-3414  
e-mail: [psategna@bsin.k12.nm.us](mailto:psategna@bsin.k12.nm.us)

**Small Area B –** Term Expires Dec 31, 2012  
Mr. Keith Durham  
Texico High School  
520 N. Griffin  
Texico, NM 88135  
575-482-3305 Fax: 575-482-3650  
e-mail: [kdurham@texicoschools.com](mailto:kdurham@texicoschools.com)

**Large Area B –** TBA -Term Expires Dec. 31, 2012

**Small Area C –** Term Expires Dec. 31, 2013  
Mr. Mike Tillman  
Navajo Prep  
1220 W. Apache St.  
Farmington, NM 87401  
505-326-6571 Fax: 505-327-9213  
e-mail: [mtillman505@hotmail.com](mailto:mtillman505@hotmail.com)

**Large Area C –** Term Expires Dec. 31, 2013  
Mr. Lawrence Johnson (President)  
Alamogordo High School  
103 Cuba Ave.  
Alamogordo, NM 88310-5918  
575-812-5565 Fax: 575-812-5569  
e-mail: [ljohnson@aps4kids.org](mailto:ljohnson@aps4kids.org)

**Small Area D –** Term Expires Dec. 31, 2014  
Mr. Dave Campbell  
Dexter High School  
100 N. Lincoln  
Dexter, NM 88230  
575-626-9168 Fax: 575-734-6709  
e-mail: [campbelld@dexterdeamons.org](mailto:campbelld@dexterdeamons.org)

**Large Area D –** Term Expires Dec. 31, 2013  
Mr. Kenny Barreras  
Albuquerque Public Schools  
P.O. Box 25704  
Albuquerque, NM 87125  
505-884-9580 Fax: 505-830-3033  
e-mail: [barreras\\_k@aps.edu](mailto:barreras_k@aps.edu)

**Non-Public School Representative –** Term Expires Dec. 31, 2014  
Mr. Peter MacFarlane  
Sandia Prep High School  
532 Osuna Rd. NE  
Albuquerque, NM 87113  
505-338-3025 Fax: 505-338-3099  
e-mail: [pmacfarlane@sandiaprep.org](mailto:pmacfarlane@sandiaprep.org)

**State School Boards Association Representative**  
Mr. Terry Martin  
113 Cooper Court  
Clovis, NM 88101  
575-762-7223  
e-mail: [tmartin@cityofclovis.org](mailto:tmartin@cityofclovis.org)

**New Mexico High School Athletic Directors Association Rep.**  
Ms. Vicki Nelms  
Los Alamos High School  
1300 Diamond Drive  
Los Alamos, NM 87544  
505-663-2531 Fax: 505-828-3126  
e-mail: [v.nelms@laschools.net](mailto:v.nelms@laschools.net)

**New Mexico High School Coaches Association Rep.**  
Mr. Thomas "Buster" Mabrey  
6600 Palomas Ave. NE  
Albuquerque, NM 87109  
505-821-8600  
505-554-7349 (cell)  
e-mail: [tmabrey@nmhsca.com](mailto:tmabrey@nmhsca.com)

**New Mexico Officials Association Representative**  
Mr. Jim Sayre  
102 Lytton Circle  
Las Cruces, NM 88005  
575-642-8197  
e-mail: [james.sayre@fbfs.com](mailto:james.sayre@fbfs.com)

**Activities Council Member**  
Mr. Don Gerheart  
93 Mimbrres Dr.  
Los Alamos, NM 87544-3716  
505-672-9840  
e-mail: [dgerheart@nmmea.com](mailto:dgerheart@nmmea.com)

**New Mexico Association of Secondary School Principals Rep.**  
Mr. V. Scott Affentranger  
Cleveland High School  
4800 Laban Circle  
Rio Rancho, NM 87144  
505-938-0325  
e-mail: [saffentranger@rrps.net](mailto:saffentranger@rrps.net)

*Note: The terms of the elected representatives to the NMAA Commission shall be three years. The initial term lengths are staggered to provide continuity on the Commission. Subsequent terms are for three years for the elected position.*

**NMAA Commission Meeting**  
**February 22, 2012**  
**9:00 AM**  
**NMAA Office**

**Welcome** – Meeting called to order by Mr. Lawrence Johnson, NMAA Commission Chairperson, at 9:00 a.m. A roll call was conducted by Ms. Jacquelyne Gallegos, NMAA Administrative Assistant, and the following members were present.

Mr. Todd Kurth (Small, Area A)  
Mr. Keith Durham (Small, Area B)  
Mr. Mike Tillman (Small, Area C)  
Mr. Dave Campbell (Small, Area D)  
Mr. Phil Sategna (Large, Area A)  
Mr. Brian Stacy (Large, Area B)  
Mr. Lawrence Johnson (Large, Area C)  
Mr. Kenny Barreras (Large, Area D)  
Mr. Pete MacFarlane (Non-Public School Rep.)  
Mr. Jim Sayre (New Mexico Officials Association Rep.)  
Mr. Thomas Mabrey (New Mexico High School Coaches Association Rep.)  
Mr. Scott Affentranger (National Association of Secondary School Principals Rep.)  
Mr. Don Gerheart (Activities Council Member)  
Ms. Vicki Nelms (New Mexico High School Athletic Directors Association Rep.)  
Mr. Terry Martin (State School Boards Association Rep.)

Fifteen members present representing a quorum.

**Approval of Agenda:**

Mr. Johnson asked for a motion to approve the agenda. Mr. Martin made a motion to approve the agenda. Mr. Barreras seconded the motion. A vote was taken and passed unanimously (15-0).

**Approval of Minutes from November 16, 2011:**

Mr. Johnson asked for a motion to approve the minutes from the November 16, 2011 Commission meeting as presented. Mr. Stacy made a motion to approve the minutes. Mr. Gerheart seconded the motion. A vote was taken and passed unanimously (15-0).

**Election of Vice Chairperson:**

Thomas Mabrey made a motion to accept Mr. Terry Martin as the vice chairperson of the Commission. Scott Affentranger seconded the motion. A vote was taken and passed unanimously (15-0). Terry Martin is the new vice chairperson.

**Directors' Report:**

Ms. Sally Marquez, NMAA Assistant Executive Director, discussed four items on her report. (1) Life of An Athlete: Mr. Robert Zayas is conducting code of conduct seminars in Santa Fe, Roswell and Las Cruces this week; (2) Mr. Gary Tripp is currently working

with the scholarship committee selecting the 2012 scholarship recipients; (3) the swimming and diving and wrestling state championships were held on Feb. 17-18, 2012; and (4) state basketball tournament pass sales are about even right now with what was sold last year.

**Financial Report:**

Mrs. Shari Kessler-Schwaner, NMAA Business Manager, presented the Fall sports revenue and expense reports.

**Activities Report:**

Ms. Kristin Derr, NMAA Assistant Director, discussed three items during her report. (1) The student council Spring conference; (2) the BPA and DECA State championships that were held Feb. 17-18, 2012; and (3) the upcoming Spring Activities State Championships.

**NMOA Report:**

Ms. Dana Sanchez, Commissioner of Officials, discussed three items during her report. (1) Officials' numbers were down for the fall season but increased for the winter season; (2) the executive board meeting was held at the end of January 2012; and (3) the possibility of online officials registration.

**General Action Items**

Athletic Class and Open Gym: (Action Item), (Referendum Item) Ms. Sally Marquez, NMAA Assistant Executive Director, presented a proposal to eliminate 7.4.4 (Athletic Class) and 7.4.5 (Open Gym) and replace them with "Seven hours of total contact time in a school week inclusive of athletic class, beginning in the 2012-2013 school year."

Currently the NMAA Bylaws allow students to participate in Athletic Classes and Open Gym as well as meeting for one hour a day with a coach to condition for out of season sports. A motion was made by Mr. Barreras to amend the proposal as presented from 7 hours to 7.5 hours of total contact time in a school week inclusive of athletic class. Mr. Sayre seconded the motion. A vote was taken and passed unanimously (15-0).

Adding a middle school representative to the NMAA Commission: (Action Item), (Referendum Item) Ms. Sally Marquez, NMAA Assistant Executive Director, presented a proposal to consider adding a middle school representative to the NMAA Commission; creating a 16 member commission. The rationale is that middle schools currently do not have representation on the NMAA Commission. A motion was made by Ms. Nelms to amend the proposal to consider adding the chairperson of the middle school committee to the NMAA Commission. Mr. Durham seconded the motion. A vote was taken and passed unanimously (15-0).

Break 10:10 a.m. – 10:20 a.m.

**General Discussion/Information Items**

Update on 2011-2012 Board of Directors' Goals: Ms. Sally Marquez, NMAA Assistant Executive Director, presented the updated Board of Directors' Goals for 2011-2012. She went over the academic achievement survey results, the PED letter to superintendents, and the NMAA Bylaw exceptions regarding scheduling and attendance in school.

Future Calendar Adjustments: Ms. Sally Marquez, NMAA Assistant Executive Director, discussed potential changes to future NMAA calendars.

District Tournament Financial Reports & Membership dues: Ms. Sally Marquez, NMAA Assistant Executive Director, discussed a potential increase in membership dues, while allowing districts to keep all revenue from the district tournaments.

Seeding and Selection Process: Ms. Sally Marquez, NMAA Assistant Executive Director, discussed the consideration of using power rankings in place of the New Mexico High School Coaches Association Poll as one criteria for seeding and selection.

Mandating a two-week moratorium: Ms. Sally Marquez, NMAA Assistant Executive Director, asked the commission for input regarding a mandated two-week moratorium.

Interschool competition / scrimmages being prohibited in the off-season: Ms. Sally Marquez, NMAA Assistant Executive Director, discussed that this should not be taking place in the off season and is currently a violation of NMAA Bylaw 7.4.4.

Eliminating Bylaw 6.7: Ms. Sally Marquez, NMAA Assistant Executive Director, indicated that there are numerous problems with boarding schools and students transferring from them. This item will be heard at the NMAA Board meeting on March 7, 2012 because it was previously passed by the Commission.

Private schools' potential to play up in a classification for the 2012-2013 and the 2013-2014 classification block: Ms. Sally Marquez, NMAA Assistant Executive Director, discussed that the NMAA has approached several private schools and asked if they would consider moving up in classification, for a two year block (beginning with the 2012-2013 school year) in select sport programs.

Review 40 day enrollment numbers: Ms. Sally Marquez, NMAA Assistant Executive Director, discussed the 2011 40-day enrollment counts.

Review Referenda Results: Ms. Sally Marquez, NMAA Assistant Executive Director, reviewed the referenda results and discussed that starting in the 2012-2013 school year any eighth grader that plays at the high school level must sign a participation form and it must be sent to the NMAA office PRIOR TO PARTICIPATION.

Track & Field Jewelry rule: Ms. Sally Marquez, NMAA Assistant Executive Director, discussed that the NMAA will abide by the NFHS rule book concerning jewelry.



Football: Increasing Class AA playoff teams from 8 to 12: Mr. Randy Adrian, NMAA Assistant Director, discussed revising Class 2A football state qualifying from 8 teams to 12 teams because there are now 24 teams participating in 2A football.

Football: Decreasing Class 3A playoff teams from 12 to 8 teams: Mr. Randy Adrian, NMAA Assistant Director, discussed revising Class 3A football state qualifying from 12 teams to 8 teams because 3A dropped from 22 football teams to 18 teams.

Football: Football Coaches Survey results: Mr. Randy Adrian, NMAA Assistant Director, reviewed the results of a football coaches survey; 78 schools responded to the survey.

### **Consider Adjournment**

Mr. Johnson asked for a motion to adjourn the meeting at 11:38 p.m. A motion was made by Mr. Martin. Mr. Affentranger seconded the motion. A vote was taken and passed unanimously (15-0).

**Next Commission Meeting Date will be May 23, 2012 (NMAA)**



# 2011-2012 SPORTS FINANCIAL REPORT

## FALL SPORTS

as of 5/21/2012

11-12 FALL SPORTS		Actual	Budget	Actual-Budget	% of Budget
<b>Revenue</b>					
	Gate receipts	\$ 626,639	\$ 615,000	\$ 11,639	102%
	Sponsorship income	\$ 96,441	\$ 67,000	\$ 29,441	144%
	T-shirt & concessions	\$ 44,327	\$ 44,000	\$ 327	101%
	Miscellaneous	\$ -	\$ -	\$ -	
	<b>Total Revenues</b>	\$ 767,407	\$ 726,000	\$ 41,407	106%
<b>Expenses</b>					
	Game officials	\$ 85,554	\$ 97,000	\$ (11,446)	88%
	Facilities	\$ 10,135	\$ 18,000	\$ (7,865)	56%
	NMAA Staff	\$ 9,754	\$ 9,603	\$ 151	102%
	Personnel	\$ 93,669	\$ 88,500	\$ 5,169	106%
	Security	\$ 16,689	\$ 20,500	\$ (3,811)	81%
	Trophies	\$ 11,426	\$ 12,200	\$ (774)	94%
	Miscellaneous	\$ 111	\$ -	\$ 111	
	Meals	\$ 1,956	\$ 2,800	\$ (844)	70%
	Travel	\$ 1,398	\$ 3,900	\$ (2,502)	36%
	Programs/Printing	\$ 12,239	\$ 16,100	\$ (3,861)	76%
	Hospitality	\$ 1,417	\$ 4,000	\$ (2,583)	35%
	Event Communications	\$ -	\$ 500	\$ (500)	0%
	Visiting Team Share - FB	\$ 87,823	\$ 100,000	\$ (12,177)	88%
	Host School Share - FB	\$ 57,397	\$ 70,000	\$ (12,603)	82%
	School Share - VB	\$ 21,581	\$ 28,000	\$ (6,419)	77%
	Supplies & Equipment	\$ 15,724	\$ 26,900	\$ (11,176)	58%
	<b>Total Expenses</b>	\$ 426,873	\$ 498,003	\$ (71,130)	86%
	<b>Net Income</b>	\$ 340,534	\$ 227,997	\$ 112,537	149%



# 2011-2012 SPORTS FINANCIAL REPORT

## FALL SPORTS

as of 5/21/12

11-12 FOOTBALL			
<b>Revenue</b>	Gate receipts	\$	395,915
	Sponsorship income	\$	41,923
	T-shirt & concessions	\$	14,000
	Miscellaneous	\$	-
	<b>Total Revenues</b>	\$	451,838
<b>Expenses</b>	Game officials	\$	29,316
	Facilities	\$	3,351
	NMAA Staff	\$	6,754
	Personnel	\$	31,182
	Security	\$	14,614
	Trophies	\$	3,579
	Miscellaneous	\$	(9)
	Meals	\$	684
	Travel	\$	1,082
	Advertising expense	\$	-
	Sponsorship expense	\$	-
	Programs/Printing	\$	8,418
	Supplies & Equipment	\$	526
	Visiting Team Share	\$	87,823
	Host School Share	\$	57,397
	<b>Total Expenses</b>	\$	244,718
<b>Net Income</b>		\$	207,120
<b>State Championship Attendance (All Playoff Levels)</b>			
2011-2012	60,512		
2010-2011	67,826		
2009-2010	64,794		
2008-2009	72,546		

11-12 VOLLEYBALL			
<b>Revenue</b>	Gate receipts	\$	151,348
	Sponsorship income	\$	19,672
	T-shirt & concessions	\$	10,327
	Miscellaneous	\$	-
	<b>Total Revenues</b>	\$	181,347
<b>Expenses</b>	Game officials	\$	41,845
	Facilities	\$	6,784
	NMAA Staff	\$	1,000
	Personnel	\$	52,607
	Security	\$	1,159
	Trophies	\$	3,500
	Miscellaneous	\$	100
	Meals	\$	73
	Travel	\$	196
	Programs/Printing	\$	1,339
	Hospitality	\$	1,417
	Supplies & Equipment	\$	6,233
	School Share	\$	21,581
	<b>Total Expenses</b>	\$	137,833
<b>Net Income</b>		\$	43,514
<b>State Championship Attendance</b>			
2011-2012	10,956		
2010-2011	10,624		
2009-2010	8,825		
2008-2009	7,297		

11-12 SOCCER			
<b>Revenue</b>	Gate receipts	\$	57,164
	Sponsorship income	\$	18,923
	T-shirt & concessions	\$	10,000
	Miscellaneous	\$	-
	<b>Total Revenues</b>	\$	86,087
<b>Expenses</b>	Game officials	\$	14,393
	Facilities	\$	-
	NMAA Staff	\$	1,000
	Personnel	\$	5,806
	Security	\$	-
	Trophies	\$	1,784
	Miscellaneous	\$	22
	Meals	\$	920
	Travel	\$	64
	Advertising expense	\$	-
	Sponsorship expense	\$	-
	Programs/Printing	\$	1,595
	Hospitality	\$	-
	Event Communications	\$	-
	Supplies & Equipment	\$	880
<b>Total Expenses</b>		\$	26,464
<b>Net Income</b>		\$	59,623
<b>State Championship Attendance</b>			
2011-2012	8,937	42 Games	
2010-2011	9,454	42 Games	
2009-2010	9,523	42 Games	
2008-2009	10,171	90 Games	

11-12 CROSS COUNTRY			
<b>Revenue</b>	Gate receipts	\$	22,212
	Sponsorship income	\$	15,923
	T-shirt & concessions	\$	10,000
	Miscellaneous	\$	-
	<b>Total Revenues</b>	\$	48,135
<b>Expenses</b>	Game officials	\$	-
	Facilities	\$	-
	NMAA Staff	\$	1,000
	Personnel	\$	4,074
	Security	\$	916
	Trophies	\$	2,564
	Miscellaneous	\$	(2)
	Meals	\$	280
	Travel	\$	55
	Programs/Printing	\$	886
	Hospitality	\$	-
	Supplies & Equipment	\$	8,086
	School Share	\$	-
<b>Total Expenses</b>		\$	17,858
<b>Net Income</b>		\$	30,277
<b>State Championship Attendance</b>			
2011-2012	3,937		
2010-2011	3,804		
2009-2010	4,007		
2008-2009	3,767		



# 2011-2012 SPORTS FINANCIAL REPORT

## WINTER SPORTS

as of 5/21/12

Revenue	11-12 WINTER SPORTS	Actual	Budget	Actual - Budget	% of Budget
Gate receipts	\$	1,473,827	\$ 1,451,000	\$ 22,827	102%
Sponsorship income	\$	90,468	\$ 73,500	\$ 16,968	123%
T-shirt & concessions	\$	46,236	\$ 44,800	\$ 1,436	103%
Miscellaneous	\$	2,973	\$ -	\$ 2,973	100%
Legislative Assessment	\$	-	\$ -	\$ -	100%
Basketball Banquet Income	\$	1,250	\$ -	\$ 1,250	100%
Late Fee	\$	1,300	\$ -	\$ 1,300	100%
Wrestling Assessments	\$	9,435	\$ 10,500	\$ (1,065)	90%
Corporate Share	\$	1,365	\$ -	\$ -	100%
<b>Total Revenues</b>	\$	<b>1,626,855</b>	\$ <b>1,579,800</b>	\$ <b>45,690</b>	<b>103%</b>
<b>Expenses</b>					
Game officials	\$	135,163	\$ 132,850	\$ 2,313	102%
Facilities	\$	97,028	\$ 94,000	\$ 3,028	103%
NMAA Staff	\$	-	\$ 1,626	\$ (1,626)	0%
Personnel	\$	231,189	\$ 245,250	\$ (14,061)	94%
Security	\$	73,093	\$ 81,500	\$ (8,407)	90%
Trophies	\$	15,155	\$ 15,900	\$ (745)	95%
Miscellaneous	\$	2,212	\$ -	\$ 2,212	100%
Meals*	\$	5,417	\$ 1,550	\$ 3,867	349%
Travel	\$	5,233	\$ 25,800	\$ (20,567)	100%
Advertising expense	\$	-	\$ -	\$ -	0%
Sponsorship expense	\$	-	\$ -	\$ -	0%
Programs/Printing	\$	14,966	\$ 18,700	\$ (3,734)	80%
Hospitality	\$	6,298	\$ 16,750	\$ (10,452)	38%
Supplies & Equipment	\$	9,607	\$ 11,650	\$ (2,043)	82%
Event Communications	\$	-	\$ -	\$ -	0%
School Share	\$	223,645	\$ 215,000	\$ 8,645	104%
Reunion Expense	\$	7,987	\$ 11,000	\$ (3,013)	73%
Weight Management	\$	11,652	\$ 11,500	\$ 152	101%
NMSA Conference	\$	-	\$ 1,000	\$ (1,000)	0%
<b>Total Expenses</b>	\$	<b>838,645</b>	\$ <b>884,076</b>	\$ <b>(45,431)</b>	<b>95%</b>
<b>Net Income</b>	\$	<b>788,209</b>	\$ <b>695,724</b>	\$ <b>91,120</b>	<b>113%</b>

\*Basketball Meals now for workers only not hospitality. Money budgeted in Hospitality



# 2011-2012 SPORTS FINANCIAL REPORT

## WINTER SPORTS

as of 5/21/12

11-12 SWIMMING/DIVING			
<b>Revenue</b>			
	Gate receipts	\$	12,116
	Sponsorship income	\$	10,923
	T-shirt concessions	\$	3,000
	Miscellaneous		
<b>Total Revenues</b>		\$	26,039
<b>Expenses</b>			
	Game officials	\$	2,550
	Facility	\$	-
	NMAA Staff	\$	-
	Personnel	\$	3,287
	Security	\$	3,057
	Trophies	\$	2,325
	Miscellaneous	\$	5
	Meals	\$	143
	Travel	\$	148
	Programs/Printing	\$	959
	Hospitality	\$	317
	Supplies & Equipment	\$	410
<b>Total Expenses</b>		\$	13,201
<b>Net Income</b>		\$	12,838
<b>State Championship Attendance</b>			
2011-2012	1,791		
2010-2011	1,881		
2009-2010	1,866		
2008-2009	1,995		

11-12 SPIRIT AS A SPORT			
<b>Revenues</b>			
	Gate receipts	\$	132,854
	Sponsorship income	\$	23,149
	T-shirt & concessions	\$	9,662
	Miscellaneous	\$	27
	Corporate Share	\$	1,365
	Late Fees	\$	1,300
<b>Total Revenues</b>		\$	168,357
<b>Expenses</b>			
	Officials	\$	3,400
	Facilities	\$	14,744
	NMAA Staff	\$	-
	Personnel	\$	32,050
	Security	\$	1,796
	Trophies	\$	3,342
	Miscellaneous	\$	(2)
	Meals	\$	385
	Travel	\$	4,508
	Sponsorship expense	\$	-
	Programs/Printing	\$	1,944
	Hospitality	\$	462
	Supplies & Equipment	\$	2,565
	NMSA Conference	\$	-
<b>Total Expenses</b>		\$	65,195
<b>Net Income</b>		\$	103,162
<b>State Championship Attendance</b>			
2011-2012	15,242		
2010-2011	14,375		
2009-2010	14,007		
2008-2009	13,946		



# 2011-2012 SPORTS FINANCIAL REPORT

## WINTER SPORTS

as of 5/21/12

11-12 WRESTLING			
Revenue	Gate receipts	\$	42,816
	Sponsorship income	\$	26,673
	Assessment Fees	\$	9,435
	T-shirt & concessions	\$	9,216
	Miscellaneous	\$	2,946
	<b>Total Revenues</b>	\$	91,086
Expenses	Game officials	\$	7,530
	Facilities	\$	8,496
	NMAA Staff	\$	-
	Personnel	\$	22,420
	Security -included in facilities	\$	1,573
	Trophies	\$	1,899
	Miscellaneous	\$	(43)
	Meals	\$	462
	Travel	\$	125
	Programs/Printing	\$	968
	Hospitality	\$	-
	Supplies & Equipment	\$	4,069
	Weight Management	\$	11,652
	<b>Total Expenses</b>	\$	59,152
	<b>Net Income</b>	\$	31,935
<b>State Championship Attendance</b>			
2011-2012	6968*		
2010-2011	8,966		
2009-2010	8,807		
2008-2009	8,735		

\*changed ticket structure to match all events

11-12 BASKETBALL			
Revenue	Legislative Assessment	\$	-
	Gate receipts	\$	1,286,041
	Sponsorship income	\$	29,723
	Banquet Income	\$	1,250
	T-shirt & concessions	\$	24,358
	Miscellaneous		
<b>Total Revenues</b>			\$ 1,341,372
Expenses	Game officials	\$	121,683
	Facilities	\$	73,788
	NMAA Staff	\$	-
	Personnel	\$	173,431
	Security	\$	66,667
	Trophies	\$	7,589
	Miscellaneous	\$	2,253
	Meals	\$	4,426
	Travel	\$	451
	Advertising expense		
	Programs/Printing	\$	11,094
	Hospitality	\$	5,519
	Supplies & Equipment	\$	2,563
	School Share	\$	223,645
	Communications		
	Reunion Expenses	\$	7,987
<b>Total Expenses</b>			\$ 701,097
<b>Net Income</b>			\$ 640,275
<b>State Championship Attendance (1st Round &amp; State)</b>			
2011-2012	119,430		
2010-2011	122,098		
2009-2010	125,475		
2008-2009	123,612		
2007-2008	123,679		

2011-2012  
TICKET SALES

2011-2012											
Sport	Tickets Sold	11/12	10/11	09/10	08/09	07/08	11/12-10/11	10/11-09/10	09/10-08/09	08/09-07/08	07/08-06/07
Soccer		8,937	9,454	9,523	10,171	12,295	(517)	(69)	(648)	(2,124)	
Cross Country		3,937	3,804	4,007	3,767	3,341	133	(70)	240	426	
		10,956	10,624	8,825	7,297	6,356	332	1,799	1,528	941	

Sport	Tickets Sold	State	1st Rd	State	District	
Volleyball		27,975	10,956		0	17,019

Sport	Tickets Sold	8	5	
Football 6-Man		1,064	605	459
Football 8-Man		1,744	980	764
Football A		1,901	1,121	780
Football AA		4,096	2,249	1,847
Football AAA		7,004	3,815	3,189
Football AAAA		17,135	9,410	7,725
Football AAAAA		24,381	12,834	11,547

Sport	Tickets Sold	8	5	
Swimming		1,791	1,062	739

Sport	Tickets Sold	8	5	12 Conv x2	
Wrestling		6,940	1,521	2,049	3,370

Sport	Tickets Sold	15	10	8	5	100/50 Conv
Basketball - Dist		71,166	0	0	0	71,166
Basketball - 1st Rd		43,502	0	0	0	43,502
Basketball - State		75,928	3,357	29,681	2,219	33,885
BB Total		190,596				6,786
1st Rd 16+ State Only		119,430				

Sport	Tickets Sold	8	5	5	
Baseball		10,059	4,878	5,181	0

Sport	Tickets Sold	8	5
Track & Field 1A-2A		0	
Track & Field 3A-5A		0	
Total Track		0	

Sport	Tickets Sold	8	5	
Softball		3,562	2,107	1,455

Sport	Tickets Sold	10	8	5	
Sprint Comp		15,242	9,228	3,235	2,779
Total Sprint		15,242			
ACTIVITIES					
Choir		525			
Concert Band		981			
Show Choir		1,067			
Total Activities		2,573			

Sport	Tickets Sold	0 <th>0<th>0<th>0<th>0<th>0<th>0<th>0<th>0<th>0</th></th></th></th></th></th></th></th></th>	0 <th>0<th>0<th>0<th>0<th>0<th>0<th>0<th>0</th></th></th></th></th></th></th></th>	0 <th>0<th>0<th>0<th>0<th>0<th>0<th>0</th></th></th></th></th></th></th>	0 <th>0<th>0<th>0<th>0<th>0<th>0</th></th></th></th></th></th>	0 <th>0<th>0<th>0<th>0<th>0</th></th></th></th></th>	0 <th>0<th>0<th>0<th>0</th></th></th></th>	0 <th>0<th>0<th>0</th></th></th>	0 <th>0<th>0</th></th>	0 <th>0</th>	0
Golf											

Sport	Tickets Sold	0 <th>0</th>	0
Tennis			

TOTAL											
		240,752	282,431	275,757	266,420	251,046	(41,679)	6,674	10,337	14,374	

Sport		2011-2012														
Tickets Sold		11/12- 10/11	10/11 - 09/10	09/10 - 08/09	08/09 - 07/08	07/08 - 06/07	06/07 - 05/06	05/06 - 04/05	04/05 - 03/04		% Net Change					
Soccer		8,937	9,454	9,523	10,171	12,295	(617)	(69)	(648)	(2,124)						
Cross Country		3,937	3,804	4,007	3,767	3,341	133	(70)	240	426						
TOTAL		10,956	10,624	8,825	7,287	6,356	332	1,799	1,528	941						
Sport		1st Rd State														
Tickets Sold		State	1st Rd	State	District											
Volleyball		27,875	10,956	0	17,019											
Sport		100/50 Conv														
Tickets Sold		15	10	8	5											
Basketball - Dist		71,166	0	0	0	71,166										
Basketball - 1st Rd		43,502	0	0	0	43,502										
Basketball - State		75,928	3,357	29,681	33,885	6,786										
BB Total		190,596														
1st Rd 16+ State Only		119,430														
TOTAL		119,430	122,098	125,475	123,612	123,679	(2,668)	(3,377)	1,953	(67)						
Sport		100/50 Conv														
Tickets Sold		15	10	8	5											
Baseball		10,059	12,432	10,456	8,112	6,616	(2,373)	1,976	2,344	1,496						
TOTAL		10,059	12,432	10,456	8,112	6,616	(2,373)	1,976	2,344	1,496						
Sport		100/50 Conv														
Tickets Sold		15	10	8	5											
Track & Field 1A-2A		0	0	0	0	0										
Track & Field 3A-5A		0	0	0	0	0										
Total Track		0	0	0	0	0										
TOTAL		0	0	0	0	0	(10,985)	1,496	(350)	(32)						
Sport		100/50 Conv														
Tickets Sold		15	10	8	5											
Softball		3,562	5,611	4,501	5,400	5,166	(2,049)	1,110	(999)	234						
TOTAL		3,562	5,611	4,501	5,400	5,166	(2,049)	1,110	(999)	234						
Sport		100/50 Conv														
Tickets Sold		15	10	8	5											
Sprint Comp		15,242	9,228	3,235	2,779											
Total Sprint		15,242														
ACTIVITIES																
Choir		525														
Concert Band		981														
Show Choir		1,067														
Total Activities		2,573														
TOTAL		2,573	14,375	14,007	13,946	14,916	(11,802)	368	61	(970)						
Sport		100/50 Conv														
Tickets Sold		15	10	8	5											
Golf		0	0	0	0	0										
TOTAL		0	0	0	0	0										
Sport		100/50 Conv														
Tickets Sold		15	10	8	5											
Tennis		0	0	0	0	0										
TOTAL		0	0	0	0	0										
TOTAL		240,752	282,431	275,757	266,420	251,046	(41,679)	6,674	10,337	14,374						

% Net Change

Net change does not include UNM Softball or Track & Field



# **New Mexico Activities Association**

## **Commission Meeting – May 23, 2012**



### **NEW MEXICO OFFICIALS ASSOCIATION REPORT**

#### **Presenter:**

Dana Sanchez, NMAA Commissioner of Officials

#### **Information Item:**

- 1) Number of Officials for 2011-2012 School Year
  - a. Particular areas of concern
- 2) NMOA State Clinic – July 20-21, 2012
- 3) Referee Educational Forum – August 2-3, 2012
- 4) Basketball Referee Camps
- 5) National Association of Sports Officials Summit – Portland (July 29-31, 2012)
  - a. Future Summits (Grand Rapids, Albuquerque)





# New Mexico Activities Association

## Commission Meeting – May 23, 2012



### MAX PREPS FREEMAN RANKINGS

☒ Action Item  
☐ Discussion Item

☒ Referenda Item  
☐ Non-Referenda Item

**Presenter:**

Sally Marquez, NMAA Assistant Executive Director

**Proposal:**

Consider replacing the NMHSCA Coaches Poll, for the purpose of seeding and selection, with the Max Preps Freeman Rankings.

**Rationale:**

The Coaches Poll and the Coaches Input combined are basically the same criteria for seeding and selection; however, they constitute two criteria. Max Preps Freeman Rankings would allow for the NMAA staff to have another separate criterion for seeding and selection which involves scientific data and not “human” bias.

**Budget Impact:** None

**Notes:****NMAA Staff Recommendation:**

NMAA Staff supports this proposal.

**Attachments:**

See “How It Works”



Hi, Dusty

Coach Login

Baseball

Basketball

Football

G Basketball

Volleyball

More Sports

Find your High School!

[Previous Page](#)

## About The MaxPreps Rankings

---

### The MaxPreps Freeman Rankings

(The Freeman Rankings will determine the teams selected for the MaxPreps Tournament of Champions.)

MaxPreps National and State Freeman Ratings are the result of our collection of enormous amounts of information from teams throughout the country and the application of a computer model developed by our associate Ned Freeman. *The most important thing to understand about how the ratings system works is that it is 100% objective.*

The size of the schools, their division, the league they're in, how good the school or league are historically, their geographic location, how well liked the school is, how good the league is in other sports do not matter and therefore, none of these factors are programmed into the system. Those subjective factors inevitably bias humans saddled with the daunting task of trying to figure out who the best teams in the nation, in a state, or a region really are?

Instead, Ned's system just takes into account the facts. Cold, hard, and unfeeling fact - but as accurate, objective and fair as possible.

#### How It Works!

*(A brief explanation of the factors that affect the MaxPreps Rankings system...)*

MaxPreps uses a computer program to determine team rank. We do not poll coaches, sportswriters, or fans. Nor does our staff make any judgments on the merits of any individual team. Prior season history, school size, and comments on message boards are not considered in the MaxPreps

The system utilizes the huge number of game results stored in the MaxPreps database. Generally, the more a team wins the higher the ranking, but the system takes into account quality wins (against other highly ranked opponents) and strength of schedule.

For example, a team's ranking is hurt more by losing to a team that is ranked below them verses a team ranked ahead.

Other factors that will affect the rankings are times when MaxPreps has incomplete or inaccurate information. We will correct errors when they are reported to us. If we are missing a score, report it to us on the team's MaxPreps page. If we are missing a game on the schedule, send us a [correction request](#).

Generally, the more games that are played the more accurate the rankings, so if a team that you perceive as being very strong has played substantially fewer games than other ranked teams it may reflect the fact that we have less data to work with.

Playoff games are weighed 2.1 times what a regular season game is.

Movement indicates the up or down movement within the rankings when compared to our previously published rankings.

MaxPreps football rankings are updated once a week, other sports will be updated three times a week during the sport season.

**Note: A team must have played three games before they will appear in the rankings.**



# New Mexico Activities Association

## Commission Meeting – May 23, 2012



### FOREIGN STUDENTS

☒ Action Item  
☐ Discussion Item

☒ Referenda Item  
☐ Non-Referenda Item

**Presenter:**

Sally Marquez, NMAA Assistant Executive Director

**Proposal:**

If a foreign student has participated in an organized sports program in a particular sport, equivalent to or on a higher level than our high school programs, he/she is ineligible to participate in that sport for 180 school days.

**Rationale:**

This allows foreign students to be involved with varsity sports without changing the dynamics of the state competition.

**Budget Impact:** None

**Notes:**

None.

**NMAA Staff Recommendation:**

NMAA staff supports this proposal.

**Attachments:**

See New York Public Schools Evaluation



## FOREIGN STUDENTS

To be used for the evaluation of ...  
DIRECT PLACEMENTS (CSIET Approved Programs)  
OR  
Foreign Students not enrolled in a CSIET Program

To assist our schools in evaluating sport participation that is equivalent to or on a higher level than our scholastic sport program the following guidelines are offered. The elements listed can be used to judge a foreign students' previous experience in a specific sport.

- The athletic contests are formal and cannot be considered "pick up" games.
- Competition is organized and scheduled between teams/individuals.
- Recognized rules are followed.
- Scores are kept.
- Equipment/facilities/uniforms are provided by a sponsor (club, school, town, agency).
- Competitions are officiated.
- Competition schedules and scores are publicized.
- Competitions are against a variety of opponents organized in a similar manner (clubs, towns, regions, nations).
- Individuals are selected through try-out sessions and/or past performance.

### REMINDER:

All foreign students who have been graduated from the secondary school system in their country are ineligible for our interschool athletic program. Please refer to NYSPHSAA Handbook, pages 95 & 96 for further information.



# New Mexico Activities Association

## Commission Meeting – May 23, 2012



### HEAT ILLNESS PROTOCOL

☒ Action Item  
☐ Discussion Item

☒ Referenda Item  
☐ Non-Referenda Item

**Presenter:**

Robert Zayas, NMAA Associate Director

**Proposal:**

Consider adding the following Heat Illness Prevention protocol for all outdoor sports, to NMAA Bylaws (Section VII).

*“The athletic trainer and the head coach of each sport and level is responsible for checking the heat index prior to the beginning of practice ([www.nmact.org](http://www.nmact.org)). Go to website and enter your zip code and the site will calculate the heat index for current time and for projected high temperature.*

*Heat index above 104, practice is cancelled (the athletic trainer has the authority to cancel practice). Practice may occur later in the day provided the heat index falls to 104 or less. Heat index 100-104, consider modification to remove protective equipment and to shorten practice. Heat index 95-99, use caution, but may practice. Heat index under 95, risk of heat illness is present, but risk is greatly reduced. Water breaks should occur every 20-30 minutes. Do NOT restrict intake of fluids.*

*Emersion in cold water is treatment of choice for management of acute heat exhaustion and heat stroke. Call EMS if you suspect heat illness.”*

**Rationale:**

Heat illness has the potential to impact all outdoor sports. Prevention protocol will help to ensure that all outdoor athletes are participating under safe “heat related” guidelines.

**Budget Impact:**

None.

**Notes:**

*“Heat Illness”* means a serious medical condition resulting from the body's inability to cope with a particular heat load, and includes heat cramps, heat exhaustion, heat syncope and heat stroke.

**Recommendation:**

NMAA Staff supports this proposal.

**Attachments:**

None.



# New Mexico Activities Association

## Commission Meeting – May 23, 2012



### FOOTBALL PRESEASON PRACTICE SAFETY GUIDELINES

☒ Action Item  
☐ Discussion Item

☒ Referenda Item  
☐ Non-Referenda Item

**Presenter:**

Robert Zayas, NMAA Associate Director

**Proposal:**

Consider implementing football preseason practice safety guidelines.

**Rationale:**

Provide preseason practice safety guidelines/ regulations for New Mexico high school football teams to abide by in an effort to ensure a safe environment for student-athletes and a level playing field for all teams.

**Budget Impact:**

None.

**Notes:**

March 13, 2012 (HealthDay News) -- Heat-related deaths among high school and college football players in the United States nearly tripled between 1994 and 2009, according to a new study.

An average of nearly three players died each year during that time period -- up from about one death per year during the previous 15 years -- with six deaths occurring in Georgia alone, the most of any state.

The University of Georgia researchers analyzed weather conditions, along with information on all 58 athletes who died of hyperthermia (overheating) during football practice. Specifically, they examined the temperature, humidity and time of day of the incident, as well as the players' height, weight and position.

The study, published recently in the International Journal of Biometeorology, found that morning heat indexes were higher from 1994 to 2009 than they were in the preceding 15 years.

**Attachments:**

Proposed NMAA Preseason Practice Regulations for Football Schools



### Athletic Safety

#### NMAA PRESEASON PRACTICE REGULATIONS FOR FOOTBALL SCHOOLS THAT BEGIN PRACTICE PRIOR TO THE SCHOOL YEAR ARE AS FOLLOWS:

1. Practice may begin on Monday, week #6 of the NMAA calendar for football. All other fall sports begin on Monday, week #7.
2. Each team or individual must have at least ten (10) days of practice before competing in a game. For football, the first game may be played beginning week #9 of the NMAA calendar.
3. Multiple on field practice sessions on consecutive days will not be permitted unless the second practice on the second day consists of only a teaching period/walkthrough practice ONLY with no conditioning or weights. There shall be NO contact activities/equipments permitted (including helmets).
4. On days when teams conduct one (1) practice, student-athletes will not engage in more than three (3) hours of on-field practice time. \* Coaches must use this same guideline (#4) for in-season practices as well.
5. On days when teams conduct more than one practice, student-athletes shall not engage in more than five hours of on field practice activities with the length of a single practice limited to three hours.
6. On days that teams conduct multiple practice sessions, student-athletes must be provided with at least two (2) hours of recovery time between the end of the first practice period and the start of the last practice period. During the two hour recovery time, student-athletes may not engage in any other physical activities (e.g. conditioning, weights, 7 on 7).
7. All practices must allow for water breaks and general acclimatization to hot and/or humid weather throughout the season.
8. The first four (4) days, excluding Sunday, of practice for each student-athlete shall be an acclimatization period. Helmets only are the only piece of protective equipment that may be worn during the first three (3) days. Helmet and shoulder pads may be worn beginning on day four (4). Full pad practices may begin on day five (5).

## Heat Illness Prevention

The athletic trainer and the head coach of each sport and level is responsible for checking the heat index prior to the beginning of practice ([www.nmact.org](http://www.nmact.org)). Go to website and enter your zip code and the site will calculate the heat index for current time and for projected high temperature.

Heat index above 104, practice is cancelled (the athletic trainer has the authority to cancel practice). Practice may occur later in the day provided the heat index falls to 104 or less. Heat index 100-104, consider modification to remove protective equipment and to shorten practice. Heat index 95-99, use caution, but may practice. Heat index under 95, risk of heat illness is present, but risk is greatly reduced. Water breaks should occur every 20-30 minutes. Do NOT restrict intake of fluids.

Emersion in cold water is treatment of choice for management of acute heat exhaustion and heat stroke. Call EMS if you suspect heat illness.

### SAMPLE WEEK ONE PRACTICE SCHEDULE

Monday:	6:00-9:00 a.m. - Full practice (3 hours) – helmets only 9:00-11:00 a.m. - Recovery time (2 hours) 11:00 a.m.- 1:00 p.m. – Full practice (2 hours) – helmets only 1:00 p.m.- 2:00 p.m. - Weights
Tuesday:	6:00-9:00 a.m. - Full practice (3 hours) – helmets only 9:00-11:00 a.m. - Recovery time (2 hours) 11:00 a.m.-1:00 p.m. – Walk through (2 hours) – no protective equipment 1:00 p.m. – 2:00 p.m. - Film
Wednesday:	6:00-9:00 a.m. - Full practice (3 hours) – helmets only 9:00-11:00 a.m. - Recovery time (2 hours) 11:00 a.m.-1:00 p.m. – Full practice (2 hours) – helmets only 1:00 p.m.- 2:00 p.m. - Weights
Thursday:	6:00-9:00 a.m. - Full practice (3 hours) – helmets and shoulder pads 9:00-11:00 a.m. - Recovery time (2 hours) 11:00 a.m.-1:00 p.m. – Walk through (2 hours) – no protective equipment 1:00 p.m. – 2:00 p.m. - Film
Friday:	6:00-9:00 a.m. - Full practice (3 hours) – full pads 9:00-11:00 a.m. - Recovery time (2 hours) 11:00 a.m.-1:00 p.m. – Full practice (2 hours) – full pads 1:00 p.m.- 2:00 p.m. - Weights
Saturday:	6:00-9:00 a.m. - Full practice (3 hours) – full pads 9:00-11:00 a.m. - Recovery time (2 hours) 11:00 a.m.-1:00 p.m. – Walk through (2 hours) – no protective equipment 1:00 p.m. – 2:00 p.m. – Film



# NOAA's National Weather Service

## Heat Index

Temperature (°F)

	80	82	84	86	88	90	92	94	96	98	100	102	104	106	108	110
40	80	81	83	85	88	91	94	97	101	105	109	114	119	124	129	134
45	80	82	84	87	89	93	96	100	104	109	114	119	124	129	134	139
50	81	83	85	88	91	95	99	103	108	113	118	124	129	134	139	144
55	81	84	86	89	93	97	101	106	112	117	124	129	134	139	144	149
60	82	84	88	91	95	100	105	110	116	123	129	134	139	144	149	154
65	82	85	89	93	98	103	108	114	121	125	130	135	139	144	149	154
70	83	86	90	95	100	105	112	119	125	130	135	139	144	149	154	159
75	84	88	92	97	103	109	116	124	130	135	139	144	149	154	159	164
80	84	89	94	100	106	113	121	129	135	139	144	149	154	159	164	169
85	85	90	96	102	110	117	125	133	139	144	149	154	159	164	169	174
90	86	91	98	105	113	122	130	139	144	149	154	159	164	169	174	179
95	86	93	100	108	117	127	135	144	149	154	159	164	169	174	179	184
100	87	95	103	112	121	132	140	149	154	159	164	169	174	179	184	189

Likelihood of Heat Disorders with Prolonged Exposure or Strenuous Activity

Caution

Extreme Caution

Danger

Extreme Danger



# New Mexico Activities Association

## Commission Meeting – May 23, 2012



### FOOTBALL CORPORATE FIELD LOGOS

☒ Action Item  
☐ Discussion Item

☒ Referenda Item  
☐ Non-Referenda Item

**Presenter:**

Robert Zayas, NMAA Associate Director

**Proposal:**

In accordance with NFHS rule 1-2-3I (Corporate Logos on field) consider allowing schools to only place corporate logos in the end zone or outside the field of play, so as not to restrict/ interrupt the field markings.

**Rationale:**

Although the NFHS has approved corporate logos on the field of play, NMAA staff has concerns with logos interrupting field markings.

**Budget Impact:**

None.

**Notes:**

The NFHS Football Rules Committee has approved state associations and their member schools to place corporate advertising and/or commercial markings on the field of play. These types of markings previously were only allowed in the end zones and outside the field.

Rule 1-2-3I states that while corporate advertising and/or commercial markings will be allowed, the markings may not obstruct the yard lines, hash marks or nine-yard marks.

**Recommendation:**

NMAA Staff supports this proposal.

**Attachments:**

None.



# New Mexico Activities Association

## Commission Meeting – May 23, 2012



### TENNIS QUALIFYING PROCEDURES

☒ Action Item  
☐ Discussion Item

☒ Referenda Item  
☐ Non-Referenda Item

**Presenter:**

Sally Marquez, NMAA Assistant Executive Director

**Proposal:**

Consider revising qualification procedures for the State Team Tennis Tournament, where district champions automatically qualify and the remaining teams are selected.

**Rationale:**

Aligning tennis with all other team sports. Currently, the top two teams in each district automatically qualify without any at large teams (4A and 5A).

**Budget Impact:**

None.

**Notes:****NMAA Staff Recommendation:**

NMAA Staff supports this proposal.



# New Mexico Activities Association

## Commission Meeting – May 23, 2012



### TENNIS NORTH/ SOUTH ALL-STAR EVENT

☒ Action Item  
☐ Discussion Item

☒ Referenda Item  
☐ Non-Referenda Item

**Presenter:**

Sue Jollensten:	Coleman Vision Tennis Championship Tournament Director
Becky Lee:	USTA NNMTA District Community Tennis Coordinator
Dick Johnson:	La Cueva High School Tennis Coach
NMHSCA	

**Proposal:**

Consider a one year waiver of NMAA Bylaw **7.6.21- C, D,**

The NMHSCA would like to create a North vs. South All-Star Tennis Event in conjunction with the ColemanVision Professional Championship Tournament that is held in Albuquerque.

**7.6.21 All-Star Games**

C. Only graduating seniors are eligible to participate.

D. Games must be held after the academic completion of the respective school year

**Rationale:**

New Mexico's Tennis Coaches would like to have a North/South All-Star Event much like the other sports in New Mexico. To have the All-Star Event in conjunction with New Mexico's professional Tennis Championship would provide an outstanding opportunity for the all-star tennis players. If the all-star event is held in the summer time, the odds are extremely likely that the best tennis players in New Mexico would not be able to participate because of summer commitments.

**Budget Impact:**

None.

**Notes:**

None.

**NMAA Staff Recommendation:**

NMAA Staff will support the Commission's decision.

**Attachments:**

See PROPOSED 2012 ALL STAR TENNIS EVENT



PROPOSED 2012 ALL STAR TENNIS EVENT  
TALKING POINTS

Initial competition proposed to take place at Tanoan Country Club during the 2012 ColemanVision Tennis Championships, a Women's \$75,000 USTA Pro Circuit Event conducted by the NM Youth Tennis Foundation.

- Dates:** Early evening Saturday and Sunday, 9/15 and 9/16. One event each evening.
- Format:** "North v. South" – Aligned with NMHSCA Division of the State of NM  
3 Girls' Singles and 3 Boys' Singles\* - 5:00 Saturday  
3 Girls' Doubles and 3 Boys' Doubles\* - 5:00 Friday  
2 out of 3 sets w/ a tiebreaker in lieu of the 3<sup>rd</sup> set  
Players may only play one event. **Rationale:** Will encourage selection of doubles players
- Coaches:** Based on NMHSCA Guidelines and tenure. Must be members of the NMHSCA
- Players:** Consistent with NMHSCA guidelines – Member Coaches invited to make recommendations.  
Possibly include players from each of the district 'levels'.  
All Seniors – Based on projected Spring 2013 Teams

**\*Note:** There are 3 lighted "stadium" courts at Tanoan that will be set up for the Pro Circuit Event which begins Sunday, 9/16/2012.



# New Mexico Activities Association

## Commission Meeting – May 23, 2012



### BASEBALL WOOD/ COMPOSITE WOOD BAT REGULATION

☒ Action Item  
☐ Discussion Item

☒ Referenda Item  
☐ Non-Referenda Item

**Presenter:**

Dusty Young, NMAA Director of Baseball  
Kenny Barreras, Baseball Sports Specific Committee Member

**Proposal:**

Consider renewing the baseball wood/ composite wood bat regulation.

**Rationale:**

During the 2012 baseball season, wood/composite wood bats were used at all high school levels. In April, a survey was sent to all head baseball coaches regarding this change and how it has affected the sport. Of the 65 coaches who voted, 86% felt that the use of wood bats was positive for the state. 77% also voted to keep these regulations in effect for the 2013 season. The majority of coaches do feel that wood bats have changed the game for the better, putting more importance on defense, pitching, and the basic fundamentals of baseball. Many feel that the main focus had been hitting, especially home runs and relying on your offense to win games.

**Budget Impact:**

The economic impact of moving to wood bats was unknown prior to this season. Many felt that too many bats would be broken, thus causing schools/players to spend more money than years past when a metal bat would last an entire year. Part of the survey sent to coaches was regarding economic impact. 46% felt that using wood/composite wood was actually less costly than using metal bats, while 31% felt there was no significant change, and only 23% felt it was more costly to use wood than metal. In talking to many people around the state, using composite wood bats can be a huge help with cost. The schools/players who have broken the most bats and spent more funding on replacing these are mostly those who use traditional wood bats instead of composites, which break much easier.

**NMAA Staff Recommendation:**

Based on the survey of coaches and recommendation to continue with the current wood bat regulations by the Baseball Sports Specific Committee, the NMAA staff is in favor of this proposal.




**Attachments:**

Head Baseball Coach Survey Results – Spring 2012 (regarding wood/composite wood bats)

## 1. Please list your name and school:

	Response Count
	65
answered question	65
skipped question	0

## 2. Would you say using wood/composite wood bats in 2012 has been positive or negative for New Mexico?

		Response Percent	Response Count
Positive		86.2%	56
Negative		7.7%	5
No Opinion		6.2%	4
	answered question		65
	skipped question		0

## 3. How many wood and composite wood bats has your PROGRAM purchased during 2012? Please specify how many of each (wood/composite wood):

	Response Count
	65
answered question	65
skipped question	0




**4. How many wood/composite wood bats has your PROGRAM broken during 2012? Of these, how many were under warranty and were replaced free of charge?**

	Response Count
	65
answered question	65
skipped question	0

**5. How many wood/composite wood bats has your VARSITY team broken in 2012?**




	Response Count
	65
answered question	65
skipped question	0

**6. In your opinion, what has the economic impact been for schools and/or parents during 2012 (using wood bats)?**

		Response Percent	Response Count
MORE costly than using metal		23.1%	15
LESS costly than using metal		46.2%	30
NO significant change		30.8%	20
	answered question		65
	skipped question		0



## 7. What bats should be used during the 2013 high school baseball season and beyond?

		Response Percent	Response Count
Wood/Composite Wood		76.9%	50
BBCOR Certified Metal (aluminum or composite metal)		20.0%	13
No Opinion		3.1%	2
answered question			65
skipped question			0

## 8. Please provide any additional comments you may have regarding bats in New Mexico:

	Response Count
	44
answered question	44
skipped question	21



# New Mexico Activities Association

## Commission Meeting – May 23, 2012



### CROSS COUNTRY CLASS A & AA

☒ Action Item  
☐ Discussion Item

☐ Referenda Item  
☒ Non-Referenda Item

**Presenter:**

Rudy Aragon, NMAA Assistant Director

**Proposal:**

Consider separating Class A-AA Cross Country into two classifications.

**Rationale:**

Approximately 24 Class A schools (the majority do not field full teams) participate in the sport of Cross Country. There are anywhere between 40 and 50 schools participating in the A-AA classification in a given year. Obviously, the classification is dominated by the AA schools. Our goal is to give the A classification schools/athletes more of an opportunity to experience success at the State Championships.

**Budget Impact:**

None.

**Notes:**

None.

**NMAA Staff Recommendation:**

NMAA Staff supports this proposal.

**Attachments:**

NMAA Cross Country Alignment (2012-2013, 2013-2014).

**A/AA CROSS COUNTRY – 50 SCHOOLS – 4 DISTRICTS (0-400)**

District 1	District 2	District 3	District 4
Bosque	Acad. For Tech/ Classics	Carrizozo	Alamo Navajo
Cuba	Cimarron	Cloudcroft	Coronado
Dulce	Desert Academy	Cobre	Crownpoint
East Mountain	Des Moines	Gateway Christian	Gallup Catholic
Estancia	Maxwell	Hagerman	Navajo Pine
Evangel Christian	McCurdy	Loving	Navajo Prep
Jemez Valley	Mesa Vista	Magdalena	Newcomb
Laguna Acoma	Mora	Mescalero	Pine Hill
NACA	Pecos	Mesilla Valley	Ramah
School of Dreams	Penasco	NMMI	Rehoboth
To'Hajiilee	Santa Fe Prep	Valley Christian	Shiprock NW (boys only)
Tse Yi Gai	Santa Rosa		Tohatchi
Walatowa	Tucumcari		Zuni

**Independent:** Las Cruces Catholic



# New Mexico Activities Association

## Commission Meeting – May 23, 2012



### SOCCER REGULAR SEASON TOURNAMENT OVERTIME PROCEDURES

☒ Action Item  
☐ Discussion Item

☒ Referenda Item  
☐ Non-Referenda Item

**Presenter:**

NMAA Soccer Sports Specific Committee

**Proposal:**

Consider adding “*Tournament organizer has the ability to modify the overtime procedures during regular season tournaments*” to NMAA soccer bylaws.

**Rationale:**

Currently, tournament organizers are required to abide by specific overtime procedures (two 10-minute overtime periods of sudden victory, followed by penalty kicks). Allowing tournament organizers to modify these procedures would help regular season tournaments stay on time and have games completed before darkness.

**Budget Impact:**

None.

**Notes:**

None.

**Recommendation:**

NMAA Staff supports this proposal.

**Attachments:**

None.



# New Mexico Activities Association

## Commission Meeting – May 23, 2012



### STATE SOCCER FIRST ROUND SCHEDULE

☒ Action Item  
☐ Discussion Item

☐ Referenda Item  
☒ Non-Referenda Item

**Presenter:**

NMAA Soccer Sports Specific Committee

**Proposal:**

Consider adding “*on Saturday, unless the two schools can agree to play on Friday*” to NMAA bylaw 7.17.3.D.

**Rationale:**

Currently the host school (higher seeded team) is permitted to select the date and time of the first round of game. In some cases, visiting teams are being required to travel long distances on Friday, which results in lost instructional time.

**Budget Impact:**

None.

**Notes:**

None.

**Recommendation:**

The NMAA staff supports this proposal, but has concerns that an officials shortage could exist if too many first round games are played on Saturday.

**Attachments:**

None.



# New Mexico Activities Association

## Commission Meeting – May 23, 2012



### WRESTLING MATCH LIMITATIONS

☒ Action Item  
☐ Discussion Item

☒ Referenda Item  
☐ Non-Referenda Item

**Presenter:**

NMAA Wrestling Sports Specific Committee

**Proposal:**

Consider adjusting the current match limitations in Wrestling from 32 points to 36 points for the Varsity level (28 to 32 for Sub-Varsity).

**Rationale:**

Prior to the 2010-2011 season, the match limitations for Wrestling were changed from 14 Meets to a point system. 32 points are now given to each varsity program (28 for sub-varsity) and each meet counts as a certain number of points based on the format of the event. This change was made during a time where the membership had been looking to cut game limitations in all sports due to the economy. Although no other sport ended up cutting games, Wrestling still went forward with this new format, and the result has been that matches have been cut by about 12%. Because no other sports have since been cut, the Wrestling Sports Specific Committee is asking that schools re-gain these lost matches and would like to increase the points allowed at both the varsity and sub-varsity levels for the 2013-2014 school year.

**Budget Impact:**

Schools would be affected economically if this proposal was passed. More points allowed means more events and this will increase costs for each program should they take advantage of increased match limitations. (higher costs for travel, officials, event workers, etc.)

**NMAA Staff Recommendation:**

Due to the additional expenses that will be incurred with an increase in match limitations, the NMAA Staff is not in favor of the proposal at this time.

**Attachments:**

Current wrestling match limitations as listed in the NMAA Handbook (Section 7).

**May 2012 Commission Meeting:**  
***Proposal to Increase Match Limitations for Wrestling***

**NMAA Handbook – Section 7**

**7.24.1 General Rules/Policies:**

**D. Match/Meet Limitation** - Each varsity team/individual is limited to thirty-two (32) competition points prior to the district tournament. Each sub-varsity team/individual is limited to 28 competition points prior to the district tournament. Competition points are as follows: Dual Meet – 1 point, Double Dual/Triangular – 2 points, Quad/One Day Tournament – 3 points, Two Day Tournament with Single or Double Elimination – 4 points, Two Day Multi-School Event with No/Limited Elimination – 6 points.

**NOTE:** For Individuals' limits, all events, sub – varsity (including MS/JH) and varsity count towards an individual's event limits. When the total number of competition points at all levels reaches 28, the individual is no longer eligible for sub-varsity competition. When the total number of competition points reaches 32, the individual is no longer eligible for further regular season varsity competition.

The WSSC would like to increase match limitations from 32 to 36 for Varsity programs and from 28 to 32 for Sub-Varsity programs.





# New Mexico Activities Association

## Commission Meeting – May 23, 2012



### WRESTLING CLASS 4A QUALIFYING NUMBERS

☒ Action Item  
☐ Discussion Item

☐ Referenda Item  
☒ Non-Referenda Item

**Presenter:**

Dusty Young, NMAA Director of Wrestling

**Proposal:**

Adjustment to Class 4A qualifying numbers for the 2013 State Wrestling tournament (due to changes in alignment/classification).

**Rationale:**

With the changes in alignment and classification for second half of the current four year block, Class 4A Wrestling will lose two schools (one to 5A and one to 3A). District 1 will lose Bloomfield HS, while District 5 will lose Atrisco Heritage Academy. This will take both of these districts from five teams to four teams. In 2012, these five team districts qualified four wrestlers into the State Tournament. With the drop to four teams in these districts, qualifiers must in turn drop to three wrestlers to stay in line with what is done in other four team districts. It should also be noted that although Class 5A and 3A are gaining a school, this takes the districts receiving a new team from five to six, and thus would not affect qualifying numbers. Centennial HS will also be added to Class 4A, but will be added to District 3/4 which also takes them from five to six teams (no affect on qualifiers).

**Budget Impact:**

School budgets will not be impacted. The NMAA budget will be impacted slightly as two less qualifiers will mean less attendance and lower gate receipts.

**NMAA Staff Recommendation:**

The NMAA Staff is in favor of this proposal.

**Attachments:**

Old and new alignment and classification breakdown for wrestling with qualifier info.



## WRESTLING - STATE CLASS/ALIGN/QUALIFY - 2010-11 to 2013-14

### Wrestling - Class 5A (1651 and above - 19 Schools)

	<b>District 1-5A</b>	<b>District 2-5A</b>	<b>District 3/4-5A</b>	<b>District 5-5A</b>		
	Cibola	Eldorado	Carlsbad	Albuquerque		
	Cleveland	La Cueva	Gadsden	Highland		
	Rio Rancho	Manzano	Hobbs	Rio Grande		
	Volcano Vista	Sandia	Las Cruces	Valley		
			Mayfield	West Mesa		
			Oñate		Total	%age
Qualifiers	3	3	4	4	14	14/19=73.7%

### Wrestling - Class A-4A (901-1650 - 26 Schools)

	<b>District 1-4A</b>	<b>District 2-4A</b>	<b>District 3/4-4A</b>	<b>District 5-4A</b>	<b>District 6-4A</b>		
	Aztec	Bernalillo	Chaparral	Academy	Belen		
	Bloomfield	Capital	Deming	Atrisco Heritage	Gallup		
	Farmington	Espanola	Santa Teresa	Del Norte	Grants		
	Kirtland Central	Los Alamos	Goddard	Moriarty	Los Lunas		
	Piedra Vista	Santa Fe	Roswell	St. Pius	Miyamura		
					Valencia	Total	%age
Qualifiers	4	4	4	4	4	20	20/26=76.9%

### Wrestling - Class A-3A (0-900) - 14 Schools)

	<b>District 1/5-3A</b>	<b>District 2-3A</b>	<b>District 3/4-3A</b>		
	Newcomb	Pecos	Cobre		
	Wingate	Robertson	Ruidoso		
	Shiprock	Taos	Silver		
	Foothill	Tucumcari			
	St. Michael's	W. Las Vegas			
				Total	%age
Qualifiers	4	4	2	10	10/14=71.4%

\*Approved by the Board - 12/1/2011

## WRESTLING - STATE CLASS/ALIGN/QUALIFY - 2010-11 to 2013-14

### Wrestling - Class 5A (1651 and above - 20 Schools)

	<b>District 1-5A</b>	<b>District 2-5A</b>	<b>District 3/4-5A</b>	<b>District 5-5A</b>		
	Cibola	Eldorado	Carlsbad	Albuquerque		
	Cleveland	La Cueva	Gadsden	Atrisco Heritage		
	Rio Rancho	Manzano	Hobbs	Highland		
	Volcano Vista	Sandia	Las Cruces	Rio Grande		
			Mayfield	Valley		
			Oñate	West Mesa	Total	%age
Qualifiers	3	3	4	4	14	14/20=70.0%

### Wrestling - Class A-4A (901-1650 - 25 Schools)

	<b>District 1-4A</b>	<b>District 2-4A</b>	<b>District 3/4-4A</b>	<b>District 5-4A</b>	<b>District 6-4A</b>		
	Aztec	Bernalillo	Centennial	Academy	Belen		
	Farmington	Capital	Chaparral	Del Norte	Gallup		
	Kirtland Central	Espanola	Deming	Moriarty	Grants		
	Piedra Vista	Los Alamos	Santa Teresa	St. Pius	Los Lunas		
		Santa Fe	Goddard		Miyamura		
			Roswell		Valencia	Total	%age
Qualifiers	3	4	4	3	4	18	18/25=72.0%

### Wrestling - Class A-3A (0-900) - 14 Schools)

	<b>District 1/5-3A</b>	<b>District 2-3A</b>	<b>District 3/4-3A</b>		
	Bloomfield	Pecos	Cobre		
	Foothill	Robertson	Ruidoso		
	Newcomb	Taos	Silver		
	Shiprock	Tucumcari			
	St. Michael's	W. Las Vegas			
	Wingate			Total	%age
Qualifiers	4	4	2	10	10/14=71.4%

\*Proposed to Commission and Board - May/June 2012



# New Mexico Activities Association

## Commission Meeting – May 23, 2012



### VOLLEYBALL ASSIGNORS' FEES

☒ Action Item  
☐ Discussion Item

☒ Referenda Item  
☐ Non-Referenda Item

**Presenter:**

Todd Handy, NMOA Executive Board Member

**Proposal:**

Consider increasing volleyball assignors' fees due to an increase in regular season tournaments. The increase would be as follows:

- 1) 8-Team Tournament, Pool Play, Single Elimination Bracket = \$75.00 per tournament
- 2) 8-Team Tournament, Pool Play, Double Elimination Bracket = \$112.50 per tournament
- 3) 16-Team Tournament, Pool Play, Double Elimination Bracket = \$225.00 per tournament

**Rationale:**

- 1) The format in #1 above offers an additional 19 matches to the schedule, 12 pool play and seven bracket matches. This is equivalent to an additional two to three total seasons for any given school to schedule.
- 2) The format in #2 above offers an additional 24 matches to the schedule, 12 pool play and 12 bracket matches. This is equivalent to an additional three seasons for any given school to schedule.
- 3) The format in #3 above offers an additional 54 matches to schedule, 16 pool play and 30 bracket matches. This is equivalent to an additional six to seven total seasons for any given school to schedule.

**Budget Impact:**

This proposal would impact the budget of any school hosting a tournament during the regular season and would vary based on bracket format (anywhere from \$75 to \$225 per tournament paid by the host school).

**Notes:**

None.

**NMAA Staff Recommendation:**

NMAA Staff will support the Commission's decision.

**Attachments:**

None.



# New Mexico Activities Association

## Commission Meeting – May 23, 2012



### VOLLEYBALL POOL PLAY OFFICIALS' FEES

☒ Action Item  
☐ Discussion Item

☒ Referenda Item  
☐ Non-Referenda Item

**Presenter:**

Todd Handy, NMOA Executive Board Member

**Proposal:**

Consider a revision to the volleyball pool play officials' fee schedule, raising the fee from \$15.00 per pool play match to \$22.50 per pool play match.

**Rationale:**

This revision would be in line with the pool play rate paid at the State Tournament, which is \$27.00. This fee is 50% of the regular state per match fee of \$54.00. \$22.50 is 50% of the current varsity match rate of \$45.00. In addition, this is also in line with the practice of state rates being 20% more than the season rates. The current state pool play rate of \$27.00 is 120% of the proposed \$22.50.

**Budget Impact:**

This proposal would impact all schools hosting volleyball events with pool play matches and would increase officials' fees by \$15 per pool play match (\$7.50 per official per pool play match).

**Notes:**

None.

**NMAA Staff Recommendation:**

NMAA Staff will support the Commission's decision.

**Attachments:**

None.



# New Mexico Activities Association

## Commission Meeting – May 23, 2012



### BASKETBALL REGIONAL ASSIGNORS

☒ Action Item  
☐ Discussion Item

☒ Referenda Item  
☐ Non-Referenda Item

**Presenter:**

John Daniel, NMOA Executive Board Member

**Proposal:**

Reconsider a proposal which would allow basketball varsity regional assignors to assign all invitational basketball tournaments. *(This item was previously presented to and passed the Commission but was taken off the Board agenda in 2010).*

**Rationale:**

As part of the proposal, the assignor would be bound by any requests by the host school concerning selection of officials, fees or any other tradition associated with that particular tournament. In other words, there would be no changes for the schools in the process. The rationale is that certain officials, including group leaders, have convinced schools it is their job to take care of the assignments and charge the schools for those assignments. It creates a “quid pro quo” situation between assigning individuals to assign each other to the tournaments they control.

**Budget Impact:**

This proposal could possibly positively impact schools by saving them money for not having to pay an assignor to take care of the assignments since the varsity regional assignor is paid through membership dues to cover all varsity contests.

**Notes:**

None.

**NMAA Staff Recommendation:**

NMAA Staff will support the Commission’s decision.

**Attachments:**

None.

---

**7.4 OUT-OF-SEASON COACHING DURING THE SCHOOL YEAR**

---

A Coaching Staff is allowed 7.5 hours of total contact time per week (during days when school is in session only) to work with prospective student athletes during the off-season. Sports specific and sports specific conditioning classes are to be included within this allowable timeframe. This provision applies to all school coaches, paid and volunteer. This rule prohibits coaching these individuals on any team (school or non-school sponsored) out-of-season during the school year.

**7.4.1 Athletic Class and Open Gym/Field**

- A.** During the school year, but outside a particular sport season (out-of-season), a member school may allow participation in that particular sport during an athletic period.
- B.** Open Gym/Field is to be included within the allowable 7.5 hours per week of contact time during the off-season.

**Q1: Our school is on a 4 x 4 block schedule which has an athletic class that meets for 1.5 hours per day. Do I get any time to work with my athletes after school?**

**A1: No. The athletic class consumes the allowable out of season contact time; therefore you are afforded no further contact with your athletes after school.**

**Q2: Does the 7.5 hours per week allowed during the off-season include “open gym/field?”**

**A2: The 7.5 hours per week allowed during the off-season includes “open gym/field.” Having the gym/field opened by parents, volunteer coaches, and/or staff members is not permissible unless you count it within the 7.5 hours of allowable contact time.**

**Q3 School is not in session on President’s Day. Do I then have 7.5 hours of contact time with my athletes, including athletic class, the rest of the week during school days?**

**A3: Yes. Contact with your athletes is not allowed on days when school is not in session; however, you may have contact with your athletes for a total of 7.5 hours for the remainder of the week.**

**Q4: I would like to have “open gym/field” on Saturday. Is it permissible?**

**A4: No. During the off-season, you may only have contact with your athletes on Monday thru Friday and only on the days when school is in session. On Saturday, you cannot have “open gym/field” for your athletes even if someone other than a member of your coaching staff is organizing it.**

**Q5: Our school does not offer an athletic class. May I use the allowable 7.5 hours in different increments or must I practice a maximum of 1.5 hours each day, Monday thru Friday?**

**A5: You can use the 7.5 hours in various increments; for example, working with your athletes for 2.5 hrs. on Monday, Wednesday and Friday only.**

**Q6: We have an athletic class that meets for 1 hour per day. I understand that I have 2.5 more contact hours during the week with my athletes. For the freshmen that are not in class, do I still have 7.5 hours a week with them?**

**A6: No. The 7.5 hours is inclusive. Therefore, a coach does not distinguish between who is in athletic class and who is not to determine his/her 7.5 hours of contact time per week.**

**Q7: During the off-season, can a baseball coach work on his sport with the football players who also play baseball for 7.5 hours per week if they have already been with the football coach for 7.5 hours?**

**A7: It is up to the school as to how they want to share athletes. Coaches from each sport have 7.5 hours per week for their program, all inclusive.**

**Q8: If I have utilized my 7.5 hours of weekly off-season contact time with my athletes, can they have extra time to work with one of my junior high coaches?**

**A8: No, the 7.5 hours of contact time includes time spent with any member of your coaching staff, inclusive of volunteer coaches.**

**Q9: I am the head baseball coach at my school and also own and operate a baseball academy in our community. If members of my team(s) wish to come to my business and pay to take batting practice from me during the off-season, does this count against their contact time with me?**

**A9: Yes. You have a maximum of 7.5 hours of contact time per week with your athletes during the off-season to work on their skill development for your sport.**

**Q10: Can a coach in my program (grades 7 thru 12) coach a club team (American Legion, AAU, etc.) consisting of athletes from my program?**

**A10: No. Coaches (head, assistant, and volunteer) involved with your program cannot coach a club team consisting of your sport's athletes during the off-season. They may however, coach club teams during the summer since the NMAA does not regulate summer activity.**

**Q11: Can I work with my athletes (within the 7.5 hours allowable contact time) on a snow day?**

**A11: No. During the off-season, you may work with your athletes only on days when school is in session.**

**Q12: May I supervise a "junior league" club program during the off-season?**

**A12: You may supervise a "junior league" club program for student athletes grades 6 and below at your discretion. Working with student athletes grades 7 and above, in any format, will count against your 7.5 hours of allowable contact time per week.**

**Q13: We have an athletic class for our varsity and jv. football players which meets for one hour daily during our school's seventh period. Our freshman coaches also have an athletic class for the members of our freshman football team which meets for an hour during the first period of the school day. Are we in violation of the 7.5 hours of contact time during the off-season?**



**A13: Yes you are. A program's coaches, be it head, assistant and/or volunteer, for teams from grades 7 thru varsity, have a total of 7.5 hours of contact time weekly with the program's athletes during the off-season.**

**Q14: I am a football coach and teach a sport specific weight training class in which only football players are enrolled. Does this count against my 7.5 hours of allowable contact time during the off-season?**









**A14: If the class is specific to athletes of the sport that you coach, it DOES count against your allowable contact time. In order for it not to count against your allowable contact time, the class must be open to and include, an equitable percentage of all students within your school.**






### 3. Are you the "Official Voter" for your school? Only the "Official Voter" should take this survey.

		Response Percent	Response Count
Yes		97.9%	138
No		2.1%	3
answered question			141
skipped question			0



### 4. What is your position or positions at your school?

		Response Percent	Response Count
Superintendent		6.4%	9
Assistant Superintendent		0.7%	1
Principal		16.3%	23
Assistant Principal		9.2%	13
<b>Athletic Director</b>		87.2%	123
Activities Director		7.8%	11
Coach		19.9%	28
Other		5.7%	8
answered question			141
skipped question			0

## 5. What do you favor in regards to the future of classification and alignment?

		Response Percent	Response Count
Use a three year average of 40-Day enrollment counts (grades 9-12) of basketball playing schools. Schools with 85 or less students would be considered Class A; schools with more than 85 students would be divided into 4 equal classifications (Class 2A, 3A, 4A, 5A) of approximately 31 schools per class.		39.7%	56
Use a three year average of 40-Day enrollment counts (grades 9-12) of basketball playing schools. Divide schools into 6 equal classifications (Class B-5A) of approximately 26 schools per class.		21.3%	30
Use a three year average of 40-Day enrollment counts (grades 9-12) and continue to use current system (B-5A) of hard numbers to determine school classification placement.		39.0%	55
Other future alignment and classification proposals or thoughts:			18
answered question			141
skipped question			0

### 6. Would you favor alternative school enrollment students to be counted for the purpose of classification and alignment?



		Response Percent	Response Count
Yes		49.6%	70
No		50.4%	71

Comments regarding alternative school students:

27

answered question	141
skipped question	0

### 7. Would you favor private schools being subject to a multiplier?





		Response Percent	Response Count
Yes		75.9%	107
No		24.1%	34

Comments:

16

answered question	141
skipped question	0

### 8. If "yes" to the above question, what multiplier would you favor?

			Response Percent	Response Count
1.25			15.2%	16
1.50			41.9%	44
1.75			14.3%	15
2.0			28.6%	30

Comments: 21

answered question	105
skipped question	36

### 9. Please provide any additional thoughts, concerns, feedback or recommendations pertaining to the future of classification and alignment:

	Response Count
	41

answered question	41
skipped question	100



**NMAA OFFICIAL BALLOT**  
SENIOR HIGH REFERENDUM  
March 2012



**Due Date: April 3, 2012**

*Upon direction of the Board of Directors, the New Mexico Activities Association is asking member schools to vote on the issue below. Please read through the entire referendum before selecting your response. Thank you for your participation in the governance of your organization and for your support of interscholastic activities.*

---

**Athletic Class and Open Gym Bylaws**

**57 Favor**

**15 Do Not Favor**

**Consider revising the Athletic Class/Open Gym and out of season coaching bylaws to read "Seven and one half hours of total contact time in a school week, inclusive of sports specific and sports specific conditioning classes beginning with the 2012-2013 school year."**

***Questions and Answers Regarding this Bylaw***

Q1: Our school is on a 4X4 block schedule which has an athletic class that meets for 1.5 hours per day. Do I get any time to work with my athletes after school?

A1: No. The athletic class consumes the allowable out of season practice time; therefore you are afforded no further contact with your athletes after school.

Q2: Does the 7.5 hours per week allowed during the off season include "open gym"?

A2: The 7.5 hours per week allowed during the off-season includes "open gym." Having the gym opened by parents, volunteer coaches, and/or staff members is not permissible unless you count it within the 7.5 hours of allowable contact time.

Q3: School is not in session on President's Day. Do I then have 7.5 hours, including athletic class, the rest of the week during school days?

A3: Yes. Contact with your athletes is not allowed on days when school is not in session; however, you may work with your athletes for a total of 7.5 hours for the remainder of the week.

Q4: I would like to have "open gym" on Saturday. Is that permissible?

A4: No. You may only have contact with your athletes on Monday thru Friday and only on the days when school is in session. On Saturday, you cannot have "open gym" for your athletes even if someone other than a member of your coaching staff is organizing it.

Q5: We do not have an athletic class. Can I use the allowable 7.5 hours in different increments or must I practice a minimum of one hour each day, Monday thru Friday?

A5: You can use the 7.5 hours in various increments; for example, working with your athletes for 2 hrs. and 30 min. on Monday, Wednesday and Friday only.

Q6: I have an athletic class that meets for 1 hour per day. I understand that I have 2.5 more contact hours during the week with my athletes. For the freshmen that are not in class, do I still have 7.5 hours a week with them?

A6: No. The 7.5 hours is all inclusive. Therefore, a coach does not distinguish between who is in athletic class and who is not to determine his/her 7.5 hours per week.

Q7: Can a baseball coach work with the football players for 7.5 hours a week if they have already been with the football coach 7.5 hours?

A7: It is up to the school as to how they want to share athletes. A coach has 7.5 hours per week for their program, all inclusive.

Q8: If I have utilized my 7.5 hours of contact time with my athletes during the off season, can they have extra time to work with one of my junior high coaches?

A8: No. The 7.5 hours of contact time includes time spent with any member of your coaching staff, inclusive of volunteer coaches.

Q9: I am the head baseball coach at my school and also own and operate a baseball academy in our community. If members of my team(s) wish to come to my business and pay to take batting practice from me during the off season, does this count against their contact time with me?

A9: Yes. You have a maximum of 7.5 hours of contact time per week with your athletes during the off season to work on their skill development for your sport.

Q10: Can a coach in your program (grades 7 thru 12) coach a club (American Legion, AAU, etc.) team consisting of athletes from his/her program?

A10: No. Coaches (head, assistant, and volunteer) involved with your program cannot coach a club team consisting of his/her athletes during the off season during the school year. They may however, coach club teams during the summer.

Q11: Can I work with my athletes (within the 7.5 hours allowable contact time) on a snow day?

A11: No. During the off season you may work with your athletes only on days when school is in session.

Q12: Can I supervise a "junior league" club program during the off-season?

A12: You may supervise a junior club program for student athletes grades 6 and below at your discretion. Working with student athletes grades 7 and above in any format will count against your 7.5 allowable hours per week.

---

**This box must be completed by all member schools.**

_____ Print Name of Official Voter	_____ Signature of Official Voter
_____ Print Name of Superintendent/Head of School	_____ Signature of Superintendent/Head of School
_____ School	_____ District/Classification

**Due date is April 3, 2012 at 4:00 p.m.**

*This ballot, with both signatures affixed, must be received in the NMAA office by 4:00 p.m. Please fax completed referenda to Mindy loane at (505) 923-3114. **Please note that if either signature above is missing, the ballot will not be counted.***



**NMAA OFFICIAL BALLOT**  
SENIOR HIGH REFERENDUM  
March 2012



**Due Date: April 3, 2012**

*Upon direction of the Board of Directors, the New Mexico Activities Association is asking member schools to vote on the issue below. Please read through the entire referendum before selecting your response. Thank you for your participation in the governance of your organization and for your support of interscholastic activities.*

---

**NMAA Bylaw 6.7 (Boarding School Students)**

**58 Favor**

**10 Do Not Favor**

**Consider the elimination of NMAA Bylaw 6.7 (Boarding School Students). Require Boarding School Students to abide by the same rules and regulations as any other student attending non-attendance zone schools.**

---

**This box must be completed by all member schools.**

\_\_\_\_\_  
Print Name of Official Voter

\_\_\_\_\_  
Signature of Official Voter

\_\_\_\_\_  
Print Name of Superintendent/Head of School

\_\_\_\_\_  
Signature of Superintendent/Head of School

\_\_\_\_\_  
School

\_\_\_\_\_  
District/Classification

**Due date is April 3, 2012 at 4:00 p.m.**

*This ballot, with both signatures affixed, must be received in the NMAA office by 4:00 p.m. Please fax completed referenda to Mindy Ioane at (505) 923-3114. **Please note that if either signature above is missing, the ballot will not be counted.***



**NMAA OFFICIAL BALLOT**  
SENIOR HIGH REFERENDUM  
March 2012



**Due Date: April 3, 2012**

*Upon direction of the Board of Directors, the New Mexico Activities Association is asking member schools to vote on the issue below. Please read through the entire referendum before selecting your response. Thank you for your participation in the governance of your organization and for your support of interscholastic activities.*

**Member Middle School Representation on the NMAA Commission**

**56 Favor**

**10 Do Not Favor**

**Consider adding the chairperson of the middle school committee as a representative on the NMAA Commission.**

**This box must be completed by all member schools.**

_____ Print Name of Official Voter	_____ Signature of Official Voter
_____ Print Name of Superintendent/Head of School	_____ Signature of Superintendent/Head of School
_____ School	_____ District/Classification

**Due date is April 3, 2012 at 4:00 p.m.**

*This ballot, with both signatures affixed, must be received in the NMAA office by 4:00 p.m. Please fax completed referenda to Mindy loane at (505) 923-3114. **Please note that if either signature above is missing, the ballot will not be counted.***