



2022-23 NFHS VOLLEYBALL RULES POWERPOINT

National Federation of State
High School Associations



Rules Changes Points of Emphasis

Copyright© 2022 National Federation of State High School Associations. All Rights Reserved.
This copyrighted power point is presented by the NFHS. This material shall only be reproduced or distributed by member state associations for teaching and training purposes.
Distribution to the public is prohibited without the express written consent from the NFHS. Please contact Davis Whitfield, COO at dwhitfield@nfhs.org with requests.



Rules Changes

2022-23 NFHS VOLLEYBALL





STATE ASSOCIATION NOTIFICATION

3-1-3 PENALTY & 4-2 PENALTY 3

- **Rule 3-1-3 PENALTY** requires officials to notify the state association when the administration of the contest is compromised due to insufficient padding of the standards, floor/wall cables and/or first referee's platform.
- **Rule 4-2 PENALTY** requires officials to notify the state association when a team cannot legally uniform six players for competition.
- Language has been added to clarify that, when notified, state associations may determine the appropriate action/penalty(s), if necessary, to address the issue(s).



EQUIPMENT AND ACCESSORIES


4-1-6a



- Hair control devices that are securely fastened and do not increase risk to the athlete, teammates and opponents are permitted.
- Hair clips that are hard, protrude from the head and/or are easily dislodged do not comply and are not legal.

EQUIPMENT AND ACCESSORIES


4-1-6a



- Hair adornments that are securely fastened and do not increase risk to the player, teammates or opponents are permitted.

EQUIPMENT AND ACCESSORIES

4-1-6a



- Hair adornments that are **not** securely fastened or **do** increase the risk to the player, teammates or opponents should be addressed by the official with the coach.
- The player shall have the opportunity to make legal or remove.

EQUIPMENT AND ACCESSORIES

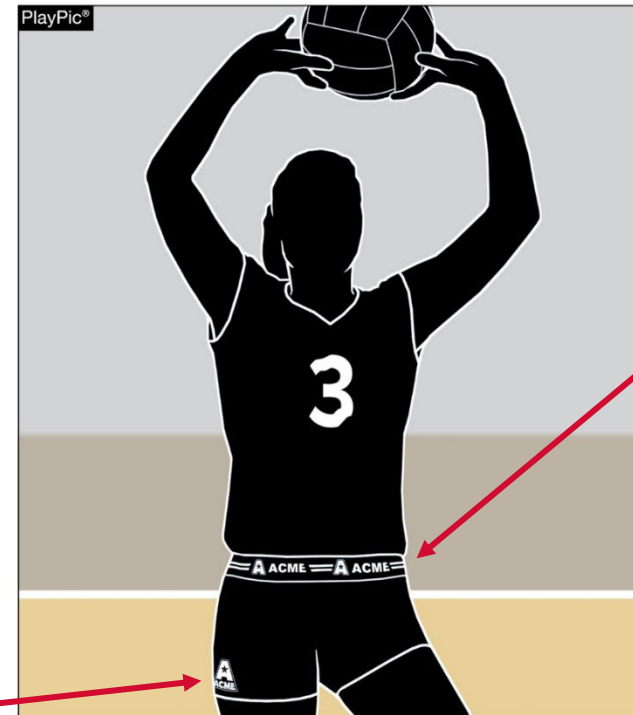
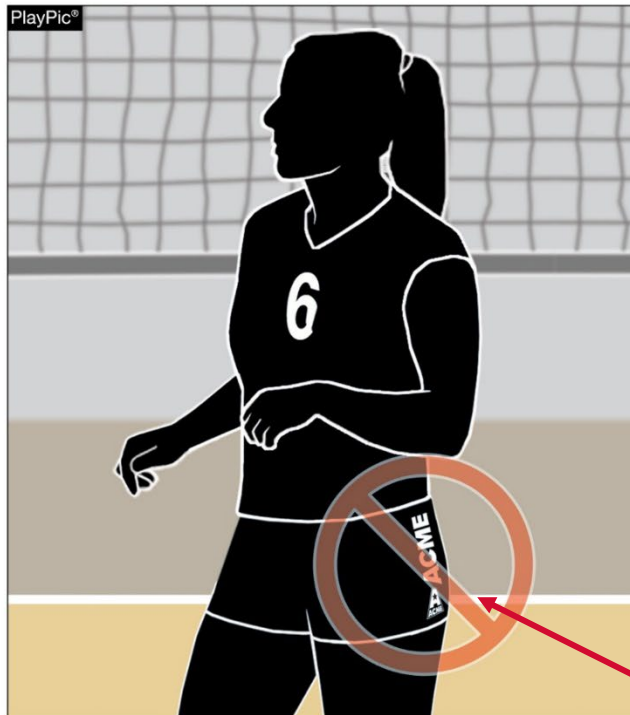
4-1-6a



- Hair charms are considered jewelry and per rule 4-1-7 would **not** be permitted.

LEGAL UNIFORM

4-2-1f



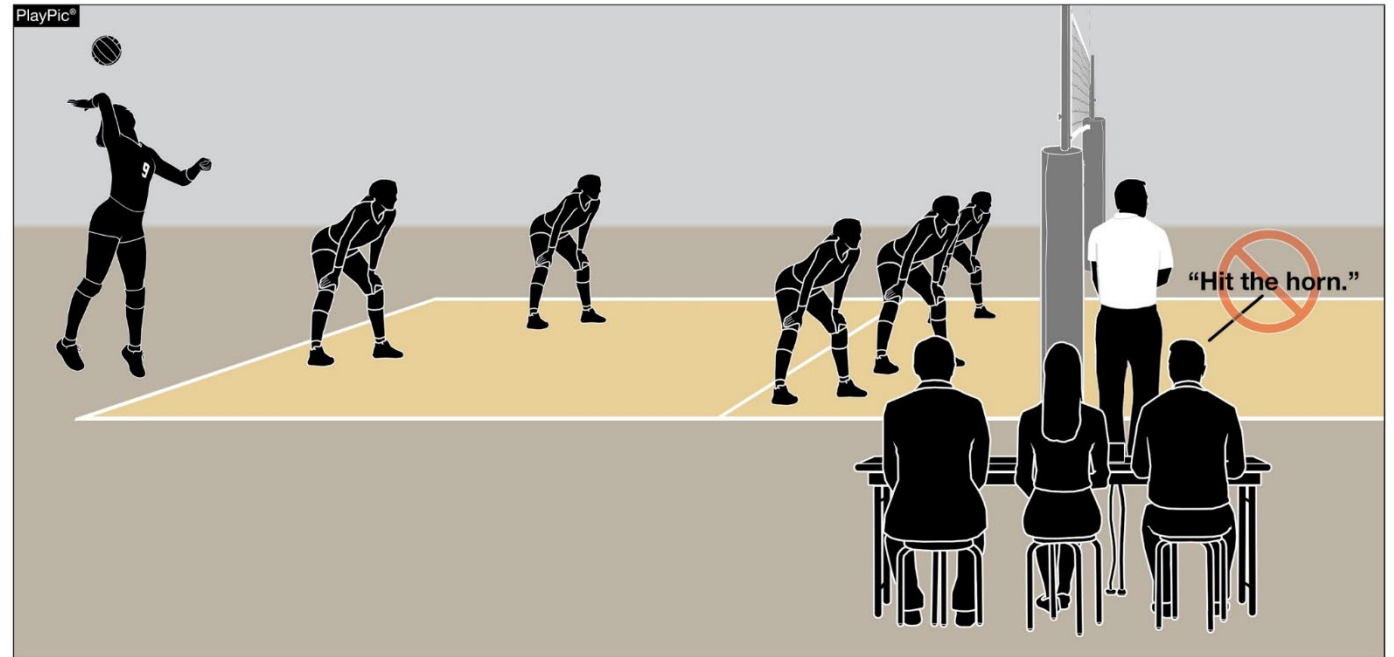
- Uniform bottom **waistbands** may have additional manufacturer's logos/trademarks/references.

- One manufacturer's logo/trademark/reference, no more than 2¼ square inches is permitted on each piece of uniform.

SCORER AND LIBERO TRACKER RESPONSIBILITIES

5-6-3b, e; 5-7-3e

- When an improper server is recognized by the scorer or an illegal libero replacement is recognized by the libero tracker, play shall not be interrupted by sounding the audio device.
- The scorer or libero tracker shall notify the second referee during the first dead ball.





LINEUP


7-1-2c

Team South Greenville
Set # 2
Libero # 9

Serve ☒ Receive ☐

I	2
II	4
III	6
IV	8C
V	12
VI	14

The head coach is now required to indicate the playing captain with a “C” next to the player’s number on the lineup aligning language with the NFHS Volleyball Case Book and Officials Manual.



TIME-OUTS AND INTERMISSION


11-2-1



- Time-out requests by the head coach or playing captain may be signaled or verbalized.
- This change allows for a verbal signal to be recognized when hand signals are not seen.

CONDUCT

12-2-5a



- Assistance coaches may stand during a dead ball situation and ask the second referee to:
 - Review the accuracy of the score;
 - Verify the number of time-outs used;
 - Verify substitutions used by their team;
 - Request the serving order of their team;
 - Verify the proper server for the opponent.
- This administrative communication aligns with the allowed communication between the assistant coach with the second referee.



Points of Emphasis

2022-23 NFHS VOLLEYBALL




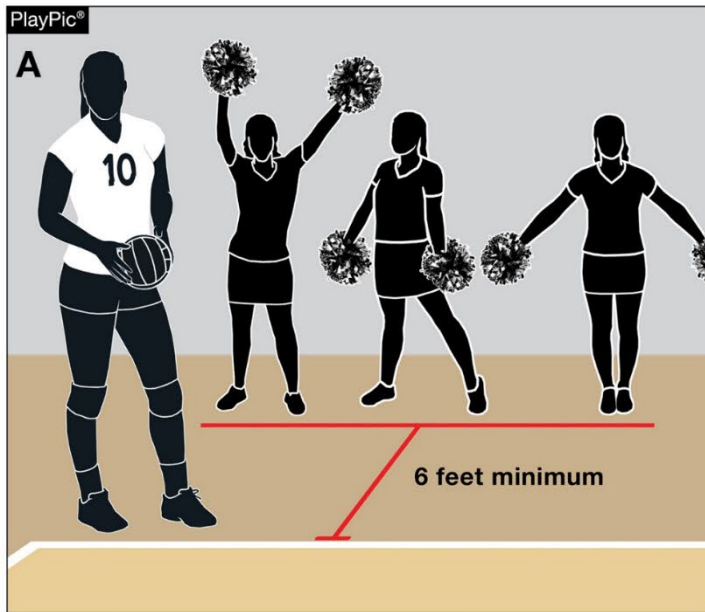


PLAYABLE/NONPLAYABLE AREAS

- It is the responsibility of the host school to adhere to the requirements of both the court and all game equipment as outlined in Rules 2 and 3.
 - The match shall not be played when padding requirements are not met and the state association shall be notified to determine further action or penalty, as deemed necessary.
 - When game equipment, other than required padding, does not meet rule specifications, the match shall be conducted, and the improper conditions reported to the appropriate authority.
- Officials evaluate each site before their assigned match and determine playable and nonplayable areas, keeping risk minimization and fairness in mind in the application of the rules.
- State or regional assignors may create and provide a compilation of ground rules for each school prior to each season to help mitigate potential confusion.






PLAYABLE/NONPLAYABLE AREAS



Officials may need to communicate ground rules during the pre-match conference addressing the following:

- Extended space needed for serving when the minimum 6 feet (2 meters) is not available (PlayPic A);
- Overhead obstructions (basketball goals, batting cages, wrestling and/or cheer mats, running tracks, ceiling fans, speakers, beams, air ducts, ropes, lighting, banners, flags, scoreboard, etc.) (PlayPic B);
- Divider nets (PlayPic C).


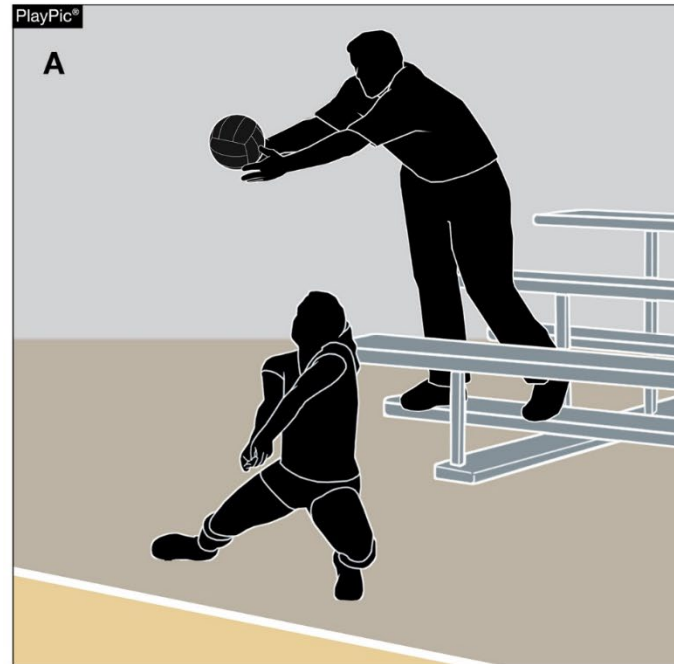
PLAYABLE/NONPLAYABLE AREAS



- Rule 2-4-2 allows a player to retrieve a ball near a nonplayable area, if a body part is in contact with the playable area during the player's contact of the ball – regardless of if a foot or another body part is in the nonplayable area. (PlayPic A)
 - It is not the location of the ball, but the locale of the player.
 - A player can reach into a nonplayable area.
 - A player can also enter the nonplayable area after contact. (PlayPic C)
 - Being in contact with anything to gain an advantage, like bleachers, is illegal. (Play Pic B)

PLAYABLE/NONPLAYABLE AREAS

- While playing a ball near spectators, a fan might interfere with a player or the ball, even without contacting the ball or player.
- Referees must determine if the player had a legitimate effort to make a play.



- There are times when both referees need to convene to decide if there was interference and the play should be replayed or if the ball is ruled dead.


INJURY PROCEDURE



- Risk minimization is the officials' primary responsibility.
- If an injury occurs during play, either referee can suspend play by sounding a loud double whistle and holding up both hands.
- Both officials should signal a referee's time-out.

INJURY PROCEDURE

- The first referee remains on the stand, while the second referee allows the injured players' coach or medical staff to attend to the injured player.
- Line Judges should take their time-out position near the first referee.
- All officials should refrain from taking a position near the injured player.
- Rule 11-4-1 allows the coach 30 seconds to decide:
 1. The player can continue to play,
 2. To substitute/replace the injured player, or
 3. Take a time-out (if the team still has one remaining).
- The second referee needs to communicate with one of the injured team's coaches regarding their options and then explain that they have 30 seconds to choose an option before starting the watch.





INJURY PROCEDURE

- A player does not have to be moved within the 30-second period. Only team personnel or medical staff decides on the appropriateness of moving an injured player, regardless of how long it may take.
- If the coach opts to substitute, the injured player does not follow normal substitution protocol.
- Once the injured player is removed from the playing surface safely, the second referee follows the substitution protocol – signal/whistle – ensure that the substitute is recognized and recorded by the scorer.
- If play was interrupted, the referees will administer a replay and continue play.
- The injured player who is legally replaced, may return to the set.



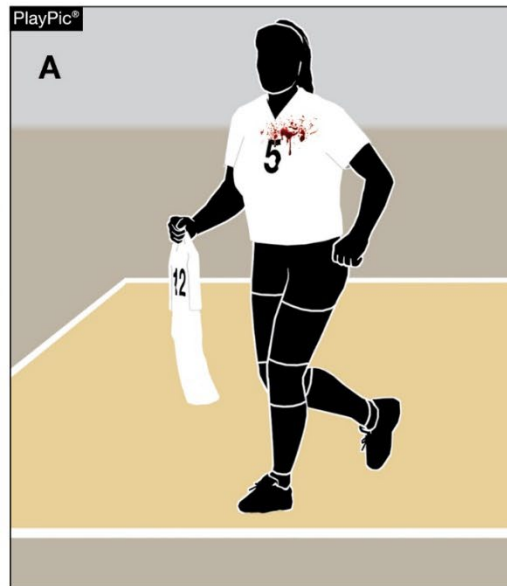


INJURY PROCEDURE

Blood Situations:

As soon as an official recognizes blood on a player, uniform, equipment or playing surface, play shall be suspended.

- Team personnel can aid a player.
- If there is blood on a jersey or player equipment, it must be appropriately cleaned or removed.
- The referees will allow a player to change jerseys – away from the court area.
- The second referee should scan the court and check the game ball(s) to ensure there is no blood.
- Medical staff can attend to the court and game ball(s) with the appropriate solution to remove any blood.





INJURY PROCEDURE

Concussion Protocols:

- Any athlete who exhibits signs, symptoms, or behaviors consistent with a concussion (such as loss of consciousness, headache, dizziness, confusion, or balance problems) shall be immediately removed from the contest and shall not return until cleared by an appropriate health-care professional.
 - It is not the responsibility of an official to assess a potential concussion.
 - It is appropriate for an official to suggest to a coach to attend to a player exhibiting the above signs, refraining from assessing that you think the player has a concussion.





INJURY PROCEDURE

Exceptional Substitution:

- If a team has exhausted their allowable 18 substitutions or no legal substitutes are available, and an injury occurs where a replacement is needed, a team may be granted an exceptional substitute in priority order.
 1. By a teammate who has never played in the set or a player who has played in that position.
 2. By any non-libero teammate on the bench who is not currently being replaced by the libero.
 3. By a libero if no other possible substitutes exist. (Must change jerseys.)
- The substitute counts as a team substitution and the injured player cannot re-enter that set if replaced by an exceptional substitute.



SPORTSMANSHIP



- NFHS playing rules are written to encourage sportsmanship. Participation in these programs should promote *respect*, *integrity* and *sportsmanship*. However, for these ideals to occur, everyone involved in these programs must be doing their part.

SPORTSMANSHIP

- There must be a collaborative, working relationship between contest officials and game administration to promote good sportsmanship and safely conduct the contest.
- Everyone has their roles to play in creating a positive, sportsmanlike atmosphere at contests.




SPORTSMANSHIP




- Contest officials should never engage with spectators who are exhibiting unsporting behavior.
- Once the contest begins, school administration is responsible for dealing with unruly spectators.
- If spectators are using demeaning or profane language at officials – or at others in the stands – those individuals should be removed from the contest by school administration.

SPORTSMANSHIP




Second Referee Communicating with First Referee



First Referee Administering Cards

When warranted, referees should administer cards in order to control unsporting conduct violations by coaches, players and/or team benches.

SPORTSMANSHIP



- Good sports win with *humility*, lose with *grace* and do both with *dignity*.
- It takes the efforts of everyone every day to ensure that sportsmanship remains one of the top priorities in education-based activity programs.

THANK YOU

National Federation of State High School Associations

PO Box 690 | Indianapolis, IN 46206

Phone: 317-972-6900 | Fax: 317.822.5700

www.nfhs.org | www.nfhslearn.com | www.nfhsnetwork.com

