


# NMAA

## **Board of Directors Meeting**



***Wednesday, September 21, 2011  
NMAA Hall of Pride and Honor  
9:00 AM***

# **NEW MEXICO ACTIVITIES ASSOCIATION BOARD OF DIRECTORS' MEETING**



**NMAA - Hall of Pride and Honor  
September 21, 2011  
9:00 AM**

## **AGENDA**

**A= Action Item**

**D/I= Discussion/ Information Item**

- I. Call Meeting to Order and Welcome**  
Roll Call – Ascertain Quorum  
(A) Approval of Agenda  
(A) Approval of Minutes (June 9, 2011)  
*Mindy Ioane, Admin. Assistant*  
*Mike Phipps, Board President*  
*Mike Phipps, Board President*
- II. Executive Session (Financial, Legal, Personnel)**  
*Mike Phipps, Board President*
- III. NMAA Executive Director's Report**  
*Gary Tripp, Executive Dir.*
- IV. Financial Report**  
(D/I) NMAA Financial Report  
*Shari Kessler-Schwaner, Business Manager*  
  
(I) Annual Audit  
*Shari Kessler-Schwaner, Business Manager*  
  
(A) Consider approval of adjustment of NMAA 2011-2012 Budget  
*Mike Phipps, Board President*
- V. NMAA Activities Report**  
*Kristin Derr, Assistant Dir.*
- VI. NMOA (New Mexico Officials Association) Report**  
*Dana Sanchez, Assistant Dir.*
- VII. General Action Items**  
(A) Consider revision to NMAA bylaw 6.8 – Conditions of Guardianship.  
(Referenda Item)  
*Sally Marquez, Associate Dir.*  
  
(A) Consider revision to the process by which changes are made to the  
NMAA Handbook. (Referenda Item)  
*Robert Zayas, Associate Dir.*

- |                                                                                                |                                                      |
|------------------------------------------------------------------------------------------------|------------------------------------------------------|
| (A) Consider approval to eliminate Eight-Man football beginning with the 2012 Football season. | <i>Randy Adrian, Assistant Dir.</i>                  |
| (A) Consider appeal of Mescalero \$500 Track & Field fine.                                     | <i>Pat Garcia, Mescalero A.D.</i>                    |
| (A) Consider the NMAA sanctioning Show Choir State Competition.                                | <i>Kristin Derr, Assistant Dir.</i>                  |
| (A) Consider alignment and classification appeal of Santa Fe High School.                      | <i>Bobbie Gutierrez,<br/>Santa Fe Superintendent</i> |
| (A) Consider approval of 2012-2013, 2013-2014 Classification Districts.                        | <i>Robert Zayas, Associate Dir.</i>                  |

**VIII. Sports Specific Action Items**

- |                                                                                                |                                    |
|------------------------------------------------------------------------------------------------|------------------------------------|
| (A) <b>Cross Country:</b> Consider an adjustment to the Class A/AA State Qualifying Standards. | <i>Rudy Aragon, Assistant Dir.</i> |
|------------------------------------------------------------------------------------------------|------------------------------------|

**IX. General Discussion/ Information Items**

- |                                                                                                                                                                                     |                                      |
|-------------------------------------------------------------------------------------------------------------------------------------------------------------------------------------|--------------------------------------|
| (D/I) Allowing a student-athlete from a consolidated school district to play at another member school in the same consolidated school district if the school does not have a sport. | <i>Dick Pool, Board Member</i>       |
| (D/I) Update on 2011-2012 Board of Directors Goals                                                                                                                                  | <i>Gary Tripp, Executive Dir.</i>    |
| (D/I) Public & Private Member Schools                                                                                                                                               | <i>Gary Tripp, Executive Dir.</i>    |
| (D/I) Athletic Trainers' letter of concern                                                                                                                                          | <i>Gary Tripp, Executive Dir.</i>    |
| (D/I) Sport Specific Committee Reports - Questions/ Answers                                                                                                                         | <i>NMAA Staff</i>                    |
| (D/I) Creating an equitable standard of eligibility for all students (public, private, home school, cyber, alternative, etc.) to ensure impartiality and fairness.                  | <i>Sally Marquez, Associate Dir.</i> |
| (D/I) NMAA Bylaw 7.4.5 - Open Gymnasium or Facility                                                                                                                                 | <i>Sally Marquez, Associate Dir.</i> |
| (D/I) Transfer students, foreign exchange students and JV participation                                                                                                             | <i>Sally Marquez, Associate Dir.</i> |
| (D/I) Future of Alignment and Classification (2014-2015, 2015-2016)                                                                                                                 | <i>Robert Zayas, Associate Dir.</i>  |
| (D/I) Media policies and procedures                                                                                                                                                 | <i>Robert Zayas, Associate Dir.</i>  |
| (D/I) Code of Conduct Workshops/ Life of An Athlete Update                                                                                                                          | <i>Robert Zayas, Associate Dir.</i>  |
| (D/I) Future Commission/ Board openings                                                                                                                                             | <i>Robert Zayas, Associate Dir.</i>  |
| (D/I) Safeteen New Mexico                                                                                                                                                           | <i>Dana Sanchez, Assistant Dir.</i>  |

**X. Consider Adjournment**

*Next Board of Directors' Meeting – December 1, 2011 (NMAA)*



## **NMAA Board of Directors**

**Updated July 2011**



**Small, Area A – Term Expires Dec. 31, 2013**

Mr. Anthony Casados, Superintendent  
Chama Valley Independent Schools  
P.O. Drawer 10  
Tierra Amarilla, NM 87575-0010  
Phone: (575) 588-7285  
Fax: (575) 588-7860  
e-mail: acasados@chamaschools.org

**Small, Area B – Term Expires Dec. 31, 2012**

Mr. Paul Benoit, Superintendent  
Floyd Municipal Schools  
1564 NM Hwy. 267  
Floyd, NM 88118-0065  
Phone: (575) 478-2211  
Fax: (575) 478-2811  
e-mail: pbenoit@floydbroncos.com

**Small, Area C – Term Expires Dec. 31, 2013**

Mr. Bill Green, Superintendent  
Quemado Independent Schools  
P. O. Box 128  
Quemado, NM 87829-0128  
Phone: (575) 773-4700  
Fax: (575) 773-4717  
Email: billgreen@quemadoschools.org

**Small, Area D – Term Expires Dec. 31, 2011**

Mr. Buddy Little, Superintendent  
Tatum Schools  
PO Box 685  
Tatum, NM 88267  
Phone: (575) 398-4555  
Fax: (575) 398-8220  
e-mail: blittle@tatumschools.org

**Large School District I**

Mr. Winston Brooks, Superintendent  
Albuquerque Public Schools  
P. O. Box 25704  
Albuquerque, NM 87125-0704  
Phone: (505) 880-3744  
Fax: (505) 872-8855  
e-mail: brooks\_w@aps.edu

**At-Large Member – Term Expires Dec. 31, 2012**

Ms. Patricia Parsons, Superintendent  
Dexter Consolidated Schools  
P.O. Box 159  
Dexter, NM 88230  
Phone: (575) 734-5420  
Fax: (575) 734-6810  
e-mail: parsonsp@dexterdemons.org

**NM School Board Association Representative**

Mr. Dion Sandoval  
6600 Ice Caves Road  
Grants, NM 87020  
Phone: (505) 287-3766  
e-mail: dion.sandoval@state.nm.us

**Large, Area A – Term Expires Dec. 31, 2011**

Ms. Janel Ryan, Superintendent  
Farmington Municipal Schools  
P. O. Box 5850  
Farmington, NM 87499-5850  
Phone: (505) 324-9840  
Fax: (505) 599-8806  
e-mail: jryan@fms.k12.nm.us

**Large, Area B – Term Expires Dec. 31, 2012**

Mr. Mike Phipps, Superintendent  
Artesia Public Schools (Board President)  
1106 West Quay Ave.  
Artesia, NM 88210-1826  
Phone: (575) 746-3585  
Fax: (575) 746-6232  
e-mail: mhipps@bulldogs.org

**Large, Area C – Term Expires Dec. 31, 2013**

Mr. Dick Pool, Superintendent  
Silver Consolidated Schools  
2810 North Swan St.  
Silver City, NM 88061  
Phone: (575) 956-2000  
Fax: (575) 956-2039  
e-mail: dpool@silver.k12.nm.us

**Large, Area D – Term Expires Dec. 31, 2013**

Mr. Adan Delgado, Superintendent  
Pojoaque Valley Public Schools  
2574 State Road 502  
Santa Fe, NM 87501-3468  
Phone: (505) 455-2282  
Fax: (505) 455-7152  
e-mail: agd@pvs.k12.nm.us

**Large School District II**

Mr. Stan Rounds, Superintendent  
Las Cruces Public Schools  
505 South Main, Suite 249  
Loretto Towne Centre  
Las Cruces, NM 88001-1243  
Phone: (575) 527-5807  
Fax: (575) 527-5972  
e-mail: srounds@lcps.k12.nm.us or krobles@lcps.k12.nm.us

**NMAA Commission Representative**

Mr. Lawrence Johnson  
Alamogordo High School  
P. O. Box 650  
Alamogordo, NM 88311-0650  
Phone: (575) 812-5565  
Fax: (575) 812-5569  
e-mail: ljohnson@aps4kids.org

***Note: Initial term lengths are staggered as per approved procedure. Subsequent elected terms will be for three years each.***

## **NMAA Board of Directors Meeting**

**June 9, 2011**

**8:00 AM**

**NMAA Office**

**Welcome** – Meeting called to order by Mr. Mike Phipps, NMAA Board of Directors President, at 8:05 a.m. A roll call was conducted by Mrs. Mindy Ioane, NMAA Administrative Assistant, and the following members were present.

Mr. Anthony Casados (Small, Area A)  
Mr. Paul Benoit (Small, Area B)  
Mr. Bill Green (Small, Area C)  
Mr. Buddy Little (Small, Area D)  
Mr. Winston Brooks (Large School District I)  
Mr. Dane Kennon (At-Large Member)  
Mr. Dion Sandoval (NM School Board Association)  
Mrs. Janel Ryan (Large, Area A)  
Mr. Mike Phipps (Large, Area B)  
Mr. Dick Pool (Large, Area C)  
Mr. Adan Delgado (Large, Area D)  
Mr. Stan Rounds (Large School District II)  
Mr. Lawrence Johnson (NMAA Commission Representative)

Thirteen members present representing a quorum.

### **Approval of Agenda and Addendum Agenda:**

Mr. Phipps asked for a motion to approve the agenda. Mr. Rounds made the motion to approve the agenda with the following changes: Item II (Election of President/Vice President) exchanged with Item III (Executive Session) and Item IV (Executive Director's Report) moved to the last item on the agenda. Mr. Sandoval seconded the motion. A vote was taken and the motion passed unanimously (13-0).

### **Approval of Minutes from March 9, 2011:**

Mr. Phipps asked for a motion to approve the minutes from the March 9, 2011 meeting as presented. Mr. Green made a motion to approve the minutes. Mr. Rounds seconded the motion. A vote was taken and the motion passed unanimously (13-0).

### **Executive Session:**

Mr. Phipps asked for a motion to enter into an Executive session at 8:08 a.m. A motion was made by Mrs. Ryan to enter into Executive session. Mr. Rounds seconded the motion. A vote was taken and the motion passed unanimously (13-0).

Mr. Phipps called the meeting back to order at 9:30 a.m. Personnel, finances and litigation were the items discussed during the Executive Session with Mr. Phipps stating that no decisions were made.

**Election of President/Vice President:**

Mr. Brooks made a motion to retain Mr. Phipps as President of the Board of Directors. Mr. Green seconded the motion. A vote was taken and affirmed unanimously. (13-0)

Mr. Little made the motion to retain Mrs. Janel Ryan as Vice President of the Board of Directors. Mr. Rounds seconded the motion. A vote was taken and affirmed unanimously. (13-0)

**Financial Report:**

Mrs. Sally Marquez, NMAA Associate Director, presented the 2011-2012 Budget Summary Report as well as the 2010-2011 Sports Financial Reports with the exception of Spring Sports.

**Activities Report:**

Kristin Derr, NMAA Assistant Director, discussed the results of the 2011 Spring Activity Championships.

**Special Presentation:**

Mr. Phipps recognized Mr. Kennon for his service as a member of the NMAA Board of Directors and presented him with a plaque. Mr. Kennon is vacating his position on the Board as he has accepted a position with the Las Cruces Public Schools.

**NMOA (New Mexico Officials Association) Report:**

Mrs. Dana Sanchez, NMAA Assistant Director, presented an Officials Registration Comparison spreadsheet displaying the number of official's registrations by sport for the 2010-2011 school year showing that registrations were down 3% in comparison to the 2009-2010 school year. She also presented a 13-year comparison spreadsheet. Spreadsheet will be filed with the minutes.

**Alignment & Classification Appeals (2012-2013, 2013-2014)**

**Alignment Appeals for schools to be moved to a lower classification:** The following 14 schools requested an appeal to be moved to a lower classification: Bloomfield, Cloudcroft, Cobre, Crownpoint, Des Moines, Escalante, Evangel Christian Academy, Gateway Christian School, Hatch Valley, Jemez Valley, Magdalena, McCurdy School, Temple Baptist Academy, and Zuni High Schools. A motion was made by Mrs. Ryan to approve all appeals in accordance with the NMAA Bylaws. Mr. Rounds seconded the motion. A vote was taken and the appeals were approved.

**Alignment Appeals for Schools to Remain in a Lower Classification:** The following five schools requested an appeal to remain in a lower classification: Capitan, Desert Academy, Dora, New Mexico Military Institute, and Santa Fe High School.

Mr. Jason Hightower, Athletic Director at Capitan High School, presented their appeal to remain in class 1A for the sports of baseball, basketball and volleyball as presented in the Board of Director's packet. Mr. Brooks made the motion to deny the appeal based

on the Alignment and Classification cut off numbers provided in the NMAA Bylaws. Mr. Delgado seconded the motion. A vote was taken and the appeal was denied. (12-0)

Mr. Terry Passalacqua, Principal of Desert Academy, presented their appeal to remain in class 1A for the sport of track & field. Mr. Green made the motion to deny the appeal. Mr. Delgado seconded the motion. A vote was taken and the appeal was denied. (12-0)

Mr. Steve Barron, Superintendent of Dora Consolidated Schools, presented their appeal to remain in Six-Man football. Mr. Rounds made the motion to deny the appeal. Mr. Pool seconded the motion. A vote was taken and the appeal was denied. (12-0)

Mr. Reggie Franklin, Athletic Director of New Mexico Military Institute, presented an appeal to remain in class 2A for all sports. Mr. Green made the motion to deny the appeal. Mr. Sandoval seconded the motion. A vote was taken and the appeal was denied. (12-0)

Mr. Skip Hemperley, Athletic Director of Santa Fe High School, and Ms. Sondra Adams, Santa Fe Public Schools Technology Director, presented an appeal for Santa Fe to remain in class 4A. Mr. Green made a motion to deny the appeal. Mr. Pool seconded the motion. A vote was taken and the appeal was denied. (12-0)

Break: 10:43 a.m. – 10:55 p.m.

**General Action Items:**

Consider revision of NMAA Forfeiture Fees: (Referendum Item) Sally Marquez, NMAA Associate Director, presented a proposal to consider revision of NMAA forfeiture fees (Bylaws 5.1.7 B.1 and 3.11.4 B.1) as follows:

	<u>Football/Basketball</u>	<u>Other Sports</u>
A/B; 6-man, 8-man	\$1000	\$500
AA	\$1500	\$750
AAA	\$2000	\$1000
AAAA	\$3000	\$1500
AAAAA	\$3000	\$1500

Mr. Green made the motion to accept the proposal as a referendum item. Mr. Casados seconded the motion. A vote was taken and the motion passed unanimously (11-0).

Consider revision of NMAA Bylaw 7.10 (Games/Events Interrupted): (Referendum Item) Mr. Robert Zayas, NMAA Associate Director, presented the following changes to Bylaw 7.10 as a response to questions by member schools as to whether a game that is interrupted by conditions which make it impossible to continue play (i.e. lightning, darkness, power outage, etc.) can be rescheduled. The proposed changes will create a defined policy for when games can be rescheduled from the point of interruption.

**7.10.1** The game officials are the only authoritative body that may interrupt a game or event. In sports where no officials oversee the event, the host school administrator shall determine the rules regarding interrupted games.

**7.10.2** In the event that a game must be interrupted because of conditions which make it impossible to continue play (i.e. lightning, darkness, power outage, etc.) the head official/ referee shall declare it an official game if one complete half or more of the game has been played; based upon the NFHS definition of a regulation game.

If less than one-half of the game has been played, and it is a district game/ post season game, the game must be rescheduled from the point of interruption/ suspension of play.

If less than one-half of the game has been played, and it is a non-district game, the participating schools must mutually agree to reschedule the game from the point of interruption/ suspension of play or the game will be considered a non-game.

**Note:** If one complete half or more of the game has been played in a post-season game, it will be left up to the discretion of the tournament director and or the NMAA Executive Director to determine if the game is played to its entirety.

**7.10.3** If the contest is to be finished at a later date, both schools share equally in the expense of the visiting school.

**7.10.4** Only participants eligible at the interruption are eligible when the contest is resumed.

**7.10.5** Officials receive one additional round-trip mileage when working the remainder of the game/event at a later date, but receive only one officiating fee. If the same crew cannot be used to complete the game, both the original officiating crew and the crew assigned to complete the game will receive officiating fees. Both crews would receive mileage reimbursement.

**7.10.6** In the event of lightning, refer to the NFHS Lightning disturbance policy.

Mr. Little made the motion to accept the proposal as a referendum item. Mr. Lawrence seconded the motion. A vote was taken and the motion passed unanimously (11-0).

Consider revision of NMAA Lightning Policy by referring to the NFHS Lightning Disturbance policy in all NFHS rule books in place a New Mexico specific policy:



(Referendum Item) Utilizing the NFHS Lightning Disturbance policy will create more consistency and provide easier access to the lightning policy by officials during games and eliminate confusion amongst member schools, coaches and officials.

The NFHS Lightning Disturbance policy reads:

The purpose of these guidelines is to provide a default policy to those responsible for making decisions concerning the suspension and restarting of contests based on the presence of lightning. The preferred sources from which to request such a policy for your facility would include your state high school association and the nearest office of the National Weather Service.

#### Proactive Planning

1. Assign staff to monitor local weather conditions before and during events.
2. Develop an evacuation plan, including identification of appropriate nearby shelters.
3. Develop criteria for suspension and resumption of play:
  - a. When thunder is heard, or a cloud-to-ground lightning bolt is seen, the thunderstorm is close enough to strike your location with lightning. Suspend play and take shelter immediately.
  - b. Thirty-minute rule. Once play has been suspended, wait at least 30 minutes after the last thunder is heard or flash of lightning is witnessed prior to resuming play.
  - c. Any subsequent thunder or lightning after the beginning of the 30-minute count, reset the clock and another 30-minute count should begin.
4. Hold periodic reviews for appropriate personnel.

Mr. Johnson made the motion to accept the proposal as a referendum item. Mr. Rounds seconded the motion. A vote was taken and the motion passed unanimously (11-0).

#### **Sports Specific Action Items**

**Baseball:** Mr. Kenny Barreras, Albuquerque Public Schools District Athletic Director, presenting on behalf of the Baseball Sports Specific Committee proposed to consider mandating the use of wood/composite wood bats in the sport of baseball for the 2011-2012 school year. (Referendum Item)

The rationale is based on the fact that in 2012, the NFHS will begin implementing new bat standards on aluminum bats. All aluminum bats must adhere to BBCOR certification. This change means that schools/athletes will need to purchase new BBCOR bats for the 2011-2012 school year. This proposal is for a one-year trial. Mr. Rounds made a motion to accept the proposal as a referendum item. Mr. Delgado seconded the motion. A vote was taken and the motion passed unanimously (11-0).

**Softball:** Mr. Randy Adrian, NMAA Assistant Director, presented a proposal to consider revising the State Softball Tournament format as follows: Continue to bring all 16 qualifiers to Rio Rancho for the A-AA classification, but start the A-AA tournament on Wednesday and

end on Friday. In classes 3A-5A, play the first round (single elimination) at the home site of the higher seed (one game). Bring the winners (eight teams) in each class to Rio Rancho for the remainder of the state tournament, which will be a double elimination format. This will cause the seeding to be done one week earlier than last year and schools will have to end their district season one week earlier. Mr. Lawrence made a motion to accept the proposal as presented. Mr. Rounds seconded the motion. A vote was taken and the motion passed unanimously (11-0).

### **General Discussion/Information Items**

NMAA Referenda Results: Mr. Robert Zayas, NMAA Associate Director, presented the results from the April 22nd referenda. The results were as follows:

- 82 NMAA member schools were in favor, while 4 member schools opposed the changing/modifying of NMAA bylaw to standardize the pool play pay scale for volleyball officials to \$15.00 per pool play match.
- 66 NMAA member schools were in favor, while 2 member schools opposed the changing/modifying of implementing the NMAA Soccer Bylaw to read, "*Sub-varsity games are considered an official game at the end of regulation, regardless if the game is tied.*"
- 77 NMAA member schools were in favor, while 5 member schools opposed the changing/modifying of the selection process for football playoff officials as follows:
  - 1) Varsity Regional Assignors will provide a list of eligible officials (at all positions) to the NMAA office prior to August 15<sup>th</sup> of each year.
  - 2) The list of eligible white hats (Referees) will be sent to coaches by the NMAA office on August 15<sup>th</sup>.
  - 3) Coaches will rank "acceptable" white hats in order of preference. They must list a minimum of eight preferred white hats, with at least one coming from each region. This list is due back to the NMAA office no later than October 1<sup>st</sup> of each year.
  - 4) Prior to each playoff contest, if there are no common officials between two coaches, the NMAA Assistant Director in charge of football will contact the coaches to see if they can agree on a white hat. If there is no agreement, the NMAA office will select the crew for that contest.
  - 5) Due to coaches picking multiple acceptable white hats, the NMAA office will have more control of game dissemination/distribution.
  - 6) If a coach does not submit a list by the October 1<sup>st</sup> deadline, he/she has no input into playoff assignments.

Life of An Athlete Update: Mr. Robert Zayas, NMAA Associate Director stated that approximately 7,300 individuals have taken the course; 5,000 of those are from New Mexico.

Coaches Education: Mr. Scott Evans, NMAA Assistant Director, presented a proposal to add First Aid and CPR education to the Coaching Licensure. Mr. Evans will present the information during the Mandatory Athletic Director's meeting on July 27, 2011.

Showfest becoming an NMAA Sanctioned Activity: Ms. Kristin Derr, NMAA Assistant Director, discussed the possibility of Showfest becoming an NMAA sanctioned activity in the future. Ms. Derr is waiting on letters of interest from NMAA member schools at this point.

Private/Public Member Schools: Mr. Gary Tripp, NMAA Executive Director, informed the Board of a Private/Public School Committee made up of Superintendents and Headmaster representatives to discuss and resolve issues brought before the NMAA. The goal is to ensure equity to both private and public school participation.

Student Participation and Missed Classroom Instruction: A Board of Directors goal for the 2011-2012 school year is to develop potential bylaws to improve student-athlete academic achievement and school attendance.

Ejection Process for Students and Coaches (2011-2012): Mr. Randy Adrian, Assistant Director, presented the 2010-2011 Ejection totals for the school year. Ejection essays written by students will now be the responsibility of the School/Athletic Director not the NMAA.

Amateur Status: Presented by Sally Marquez, NMAA Associate Director, discussed an NFHS Survey concerning school/team/booster club gifts and policies from various states on this issue for review. Ms. Marquez will email the document to the Board of Directors and asked that each member review the document for upcoming discussion.

NMAA Foundation School Grants: The NMAA Foundation recently awarded the following schools grants to assist with the start-up costs of new athletic programs: Navajo Preparatory School, Native American Community Academy, and Foothill High School. The NMAA Foundation also awarded a grant in the amount of \$2500 to the NMAA to aid schools with the purchase of wood/composite bats for the upcoming school year should the referenda pass.

### **Addendum Agenda**

Consider allowing Grady to co-op with San Jon in 6-man football for the 2011-2012 school year: Mr. Randy Adrian, NMAA Assistant Director, asked the board to consider allowing the co-op.

Mr. Green made the motion to allow the co-op as presented. Mr. Benoit seconded the motion. A vote was taken and the motion passed unanimously (11-0).

### **Directors' Report:**

Mr. Gary Tripp, NMAA Executive Director, discussed 3 items during his report: (1) the success of the 2011 State Championships were the result of a combined effort of NMAA event directors, the Albuquerque Public Schools, the Rio Rancho School District, the Bernalillo Public Schools and Albuquerque Academy. The NMAA would like to thank those schools/districts for the use of their facilities; (2) the Board of Directors goals for

the 2011-2012 school year; and (3) the sale of Dan Ford's "*History of New Mexico Football*" book benefiting scholarships and grants for New Mexico student athletes.

**Consider Adjournment:**

Mr. Benoit made the motion to adjourn the meeting at 11:37 a.m. Mr. Pool seconded the motion. A vote was taken and passed unanimously (11-0).

**Next Board of Directors Meeting Dates:**

Wednesday, September 21, 2011 (NMAA) 9:00 a.m.

**NMAA Board of Directors Emergency Meeting**  
**August 3, 2011**  
**8:00 AM**  
**NMAA Conference Room A**

**Welcome** – Meeting called to order by Mr. Mike Phipps, NMAA Board of Directors President, at 8:00 a.m. A roll call was conducted by Mrs. Mindy Ioane, NMAA Administrative Assistant, and the following members were present:

Mr. Anthony Casados (Small, Area A)  
Mr. Paul Benoit (Small, Area B)  
Mr. Bill Green (Small, Area C)  
Mr. Winston Brooks (Large School District I)  
Ms. Patricia Parsons (At-Large Member)  
Mr. Dion Sandoval (NM School Board Association)  
Mr. Mike Phipps (Large, Area B - President)  
Mr. Dick Pool (Large, Area C)  
Mr. Adan Delgado (Large, Area D)  
Mr. Lawrence Johnson (NMAA Commission Representative)

Members not present:

Mrs. Janel Ryan (Large, Area A)  
Mr. Buddy Little (Small, Area D)  
Mr. Stan Rounds (Large School District II)

Ten members present representing a quorum.

**Board Appointee:**

Mr. Phipps announced the appointment and acceptance of Ms. Patricia Parsons to the Board of Directors. Ms. Parsons will be filling the vacated position and term of Mr. Dane Kennon (At-Large Member).

**Approval of Agenda:**

Mr. Phipps asked for a motion to approve the agenda. Mr. Green made the motion to approve the agenda as presented. Mr. Johnson seconded the motion. A vote was taken and passed unanimously (10-0).

**Executive Session:**

Mr. Phipps asked for a motion to enter into an Executive Session at 8:04 a.m. Mr. Benoit made the motion to enter into Executive Session. Mr. Green seconded the motion. A roll call vote was taken and passed unanimously (10-0).

Mr. Buddy Little joined the meeting via teleconference during the Executive Session.  
Mr. Pool left the meeting during the Executive Session.

Mr. Phipps called the meeting back to order at 8:41 a.m. Personnel and litigation were the items discussed during the Executive Session with Mr. Phipps stating that no decisions were made.

**General Action Items:**

Consider action on Director's decision to withdraw retirement request. Mr. Phipps asked the board if there was a motion to accept the withdrawal of Mr. Tripp's retirement request. A motion was made by Mr. Brooks to postpone the request until after the budget committee meets and specifies the terms of a new contract. Motion died due to lack of a second. Mr. Little made the motion to accept the withdrawal of the retirement request. Mr. Benoit seconded the motion. A vote was taken and passed (9-1).

<u><b>For</b></u>	<u><b>Against</b></u>	<u><b>Name</b></u>
✓		Mr. Anthony Casados
✓		Mr. Paul Benoit
✓		Mr. Bill Green
✓		Mr. Buddy Little
	✓	Mr. Winston Brooks
✓		Ms. Patricia Parsons
✓		Mr. Dion Sandoval
n/a	n/a	Mrs. Janel Ryan
✓		Mr. Mike Phipps
n/a	n/a	Mr. Dick Pool
✓		Mr. Adan Delgado
n/a	n/a	Mr. Stan Rounds
✓		Mr. Lawrence Johnson

Mr. Phipps announced the establishment of the 2011-2012 NMAA Budget Committee as follows: Mr. Green, Mr. Delgado, Mr. Little, Mr. Phipps, Mr. Pool, Mr. Brooks, and Mrs. Ryan.

**Consider Adjournment:**

Mr. Phipps asked for a motion to adjourn the meeting at 8:48 a.m. A motion was made by Mr. Little. Mr. Green seconded the motion. A vote was taken and passed unanimously (10-0).



# 2010-2011 FINANCIAL REPORT

## ALL SPORTS & ACTIVITIES

as of 6/30/2011

10-11 ALL SPORTS & ACTIVITIES	Actual	Budget	Actual-Budget	% of Budget
<b>Revenue</b>				
Gate receipts	\$ 2,392,370	\$ 2,094,000	\$ 298,370	114%
Sponsorship income	\$ 243,203	\$ 216,000	\$ 27,203	113%
T-shirt & concessions	\$ 128,297	\$ 122,200	\$ 6,097	105%
Entry fees	\$ -	\$ 5,000	\$ (5,000)	0%
NMSA Conference	\$ 916	\$ -	\$ 916	
Wrestling assessment fees	\$ 9,830	\$ 8,500	\$ 1,330	116%
Banquet income	\$ 1,075	\$ -	\$ 1,075	
Legislative assessment	\$ -	\$ -	\$ -	
Miscellaneous	\$ 591	\$ -	\$ 591	
<b>Total Revenues</b>	<b>\$ 2,776,283</b>	<b>\$ 2,445,700</b>	<b>\$ 330,583</b>	<b>114%</b>
<b>Expenses</b>				
Game officials	\$ 272,676	\$ 265,450	\$ 7,226	103%
Facilities	\$ 126,927	\$ 147,500	\$ (20,573)	86%
NMAA Staff	\$ 37,525	\$ 34,203	\$ 3,322	110%
Personnel	\$ 434,281	\$ 403,700	\$ 30,581	108%
Security	\$ 114,900	\$ 131,000	\$ (16,100)	88%
Trophies	\$ 48,846	\$ 67,900	\$ (19,054)	72%
Miscellaneous	\$ 3,627	\$ -	\$ 3,627	
Meals	\$ 12,112	\$ 40,750	\$ (28,638)	30%
Travel	\$ 31,080	\$ 20,600	\$ 10,480	151%
Advertising expense	\$ -	\$ 3,500	\$ (3,500)	0%
Sponsorship expense	\$ -	\$ 10,500	\$ (10,500)	0%
Programs/Printing	\$ 42,958	\$ 47,350	\$ (4,392)	91%
Hospitality	\$ 31,843	\$ 23,600	\$ 8,243	135%
Weight Management	\$ 11,551	\$ 10,500	\$ 1,051	110%
Event Communications	\$ -	\$ 500	\$ (500)	0%
School/Vendor Share	\$ 419,390	\$ 413,000	\$ 6,390	102%
Supplies & Equipment	\$ 53,218	\$ 94,350	\$ (41,132)	56%
Reunion Expense	\$ 9,413	\$ 12,000	\$ (2,587)	78%
NMSA Conference	\$ 150	\$ 4,000	\$ (3,850)	4%
			\$ -	
<b>Total Expenses</b>	<b>\$ 1,650,498</b>	<b>\$ 1,730,403</b>	<b>\$ (79,905)</b>	<b>95%</b>
<b>Net Income</b>	<b>\$ 1,125,785</b>	<b>\$ 715,297</b>	<b>\$ 410,488</b>	<b>157%</b>



# 2010-2011 SPORTS FINANCIAL REPORT

## FALL SPORTS

as of 6/30/2011

<b>10-11 FALL SPORTS</b>		<b>Actual</b>	<b>Budget</b>	<b>Actual-Budget</b>	<b>% of Budget</b>
<b>Revenue</b>	<b>Gate receipts</b>	\$ 681,118	\$ 615,000	\$ 66,118	111%
	<b>Sponsorship income</b>	\$ 83,192	\$ 67,000	\$ 16,192	124%
	<b>T-shirt &amp; concessions</b>	\$ 44,456	\$ 44,000	\$ 456	101%
	<b>Miscellaneous</b>	\$ 63	\$ -	\$ 63	
<b>Total Revenues</b>		\$ 808,829	\$ 726,000	\$ 82,829	111%
<b>Expenses</b>	<b>Game officials</b>	\$ 88,867	\$ 97,000	\$ (8,133)	92%
	<b>Facilities</b>	\$ 5,511	\$ 18,000	\$ (12,489)	31%
	<b>NMAA Staff</b>	\$ 9,754	\$ 9,603	\$ 151	102%
	<b>Personnel</b>	\$ 97,806	\$ 88,500	\$ 9,306	111%
	<b>Security</b>	\$ 19,506	\$ 20,500	\$ (994)	95%
	<b>Trophies</b>	\$ 11,371	\$ 12,200	\$ (829)	93%
	<b>Miscellaneous</b>	\$ 28	\$ -	\$ 28	
	<b>Meals</b>	\$ 1,018	\$ 2,800	\$ (1,782)	36%
	<b>Travel</b>	\$ 3,085	\$ 3,900	\$ (815)	79%
	<b>Programs/Printing</b>	\$ 10,817	\$ 16,100	\$ (5,283)	67%
	<b>Hospitality</b>	\$ 3,180	\$ 4,000	\$ (820)	80%
	<b>Event Communications</b>	\$ -	\$ 500	\$ (500)	0%
	<b>Visiting Team Share - FB</b>	\$ 102,523	\$ 100,000	\$ 2,523	103%
	<b>Host School Share - FB</b>	\$ 68,555	\$ 70,000	\$ (1,445)	98%
	<b>School Share - VB</b>	\$ 27,301	\$ 28,000	\$ (699)	98%
	<b>Supplies &amp; Equipment</b>	\$ 16,369	\$ 26,900	\$ (10,531)	61%
<b>Total Expenses</b>		\$ 465,690	\$ 498,003	\$ (32,313)	94%
<b>Net Income</b>		\$ 343,139	\$ 227,997	\$ 115,142	151%





# 2010-2011 SPORTS FINANCIAL REPORT

## FALL SPORTS

as of 6/30/2011

10-11 FOOTBALL			
<b>Revenue</b>	Gate receipts	\$	451,180
	Sponsorship income	\$	25,923
	T-shirt & concessions	\$	14,000
	Miscellaneous	\$	-
	<b>Total Revenues</b>	\$	491,103
<b>Expenses</b>	Game officials	\$	32,708
	Facilities	\$	-
	NMAA Staff	\$	6,679
	Personnel	\$	35,533
	Security	\$	14,323
	Trophies	\$	3,658
	Miscellaneous	\$	-
	Meals	\$	681
	Travel	\$	2,234
	Advertising expense	\$	-
	Sponsorship expense	\$	-
	Programs/Printing	\$	4,630
	Supplies & Equipment	\$	596
	Visiting Team Share	\$	102,523
	Host School Share	\$	68,555
	<b>Total Expenses</b>	\$	272,121
<b>Net Income</b>		\$	218,982
<b>State Championship Attendance (All Playoff Levels)</b>			
2010-2011	67,826		
2009-2010	64,794		
2008-2009	72,546		

10-11 SOCCER			
<b>Revenue</b>	Gate receipts	\$	51,247
	Sponsorship income	\$	20,923
	T-shirt & concessions	\$	10,000
	Miscellaneous	\$	-
	<b>Total Revenues</b>	\$	82,170
<b>Expenses</b>	Game officials	\$	14,900
	Facilities	\$	-
	NMAA Staff	\$	1,025
	Personnel	\$	5,732
	Security	\$	2,956
	Trophies	\$	1,795
	Miscellaneous	\$	10
	Meals	\$	197
	Travel	\$	92
	Advertising expense	\$	-
	Sponsorship expense	\$	-
	Programs/Printing	\$	2,467
	Hospitality	\$	926
	Event Communications	\$	-
	Supplies & Equipment	\$	1,386
	<b>Total Expenses</b>	\$	31,487
<b>Net Income</b>		\$	50,683
<b>State Championship Attendance</b>			
2010-2011	9,454	42 Games	
2009-2010	9,523	42 Games	
2008-2009	10,171	90 Games	

10-11 VOLLEYBALL			
<b>Revenue</b>	Gate receipts	\$	159,671
	Sponsorship income	\$	21,423
	T-shirt & concessions	\$	10,456
	Miscellaneous	\$	3
	<b>Total Revenues</b>	\$	191,553
<b>Expenses</b>	Game officials	\$	41,259
	Facilities	\$	4,885
	NMAA Staff	\$	1,025
	Personnel	\$	52,551
	Security	\$	726
	Trophies	\$	3,312
	Miscellaneous	\$	19
	Meals	\$	97
	Travel	\$	208
	Programs/Printing	\$	2,100
	Hospitality	\$	2,254
	Supplies & Equipment	\$	5,594
	School Share	\$	27,301
	<b>Total Expenses</b>	\$	141,331
<b>Net Income</b>		\$	50,222
<b>State Championship Attendance</b>			
2010-2011	10,624		
2009-2010	8,825		
2008-2009	7,297		

10-11 CROSS COUNTRY			
<b>Revenue</b>	Gate receipts	\$	19,020
	Sponsorship income	\$	14,923
	T-shirt & concessions	\$	10,000
	Miscellaneous	\$	60
	<b>Total Revenues</b>	\$	44,003
<b>Expenses</b>	Game officials	\$	-
	Facilities	\$	626
	NMAA Staff	\$	1,025
	Personnel	\$	3,990
	Security	\$	1,501
	Trophies	\$	2,605
	Miscellaneous	\$	(1)
	Meals	\$	43
	Travel	\$	551
	Programs/Printing	\$	1,619
	Hospitality	\$	-
	Supplies & Equipment	\$	8,793
	School Share	\$	-
	<b>Total Expenses</b>	\$	20,752
<b>Net Income</b>		\$	23,251
<b>State Championship Attendance</b>			
2010-2011	3,804		
2009-2010	4,007		
2008-2009	3,767		

Pending close of fiscal year ending June 30, 2011.

8/24/2011 1:50 PM



# 2010-2011 SPORTS FINANCIAL REPORT

## WINTER SPORTS

as of 6/30/2011

Revenue	10-11 WINTER SPORTS	Actual	Budget	Actual - Budget	% of Budget
Gate receipts	\$	1,522,618	\$ 1,355,000	\$ 167,618	112%
Sponsorship income	\$	103,395	\$ 70,000	\$ 33,395	148%
T-shirt & concessions	\$	41,841	\$ 34,000	\$ 7,841	123%
Miscellaneous	\$	512	\$ -	\$ 512	
Legislative Assessment	\$	-	\$ -	\$ -	
Basketball Banquet Income	\$	1,075	\$ -	\$ 1,075	
NMSA Conference	\$	916	\$ -	\$ 916	
Wrestling Assessments	\$	9,830	\$ 8,500	\$ 1,330	116%
<b>Total Revenues</b>	\$	<b>1,680,188</b>	\$ <b>1,467,500</b>	\$ <b>212,688</b>	<b>114%</b>
<b>Expenses</b>					
Game officials	\$	137,218	\$ 112,850	\$ 24,368	122%
Facilities	\$	93,253	\$ 103,250	\$ (9,997)	90%
NMAA Staff	\$	19,643	\$ 16,600	\$ 3,043	118%
Personnel	\$	259,988	\$ 247,600	\$ 12,388	105%
Security	\$	82,944	\$ 91,000	\$ (8,056)	91%
Trophies	\$	18,740	\$ 12,900	\$ 5,840	145%
Miscellaneous	\$	3,283	\$ -	\$ 3,283	
Meals	\$	3,063	\$ 22,550	\$ (19,487)	14%
Travel	\$	25,814	\$ 10,800	\$ 15,014	239%
Advertising expense	\$	-	\$ 3,500	\$ (3,500)	0%
Sponsorship expense	\$	-	\$ -	\$ -	
Programs/Printing	\$	17,972	\$ 11,750	\$ 6,222	153%
Hospitality	\$	28,603	\$ 19,000	\$ 9,603	151%
Supplies & Equipment	\$	10,305	\$ 22,650	\$ (12,345)	45%
Event Communications	\$	-	\$ -	\$ -	
School Share	\$	221,011	\$ 215,000	\$ 6,011	103%
Reunion Expense	\$	9,413	\$ 12,000	\$ (2,587)	78%
Weight Management	\$	11,551	\$ 10,500	\$ 1,051	110%
NMSA Conference	\$	150	\$ 4,000	\$ (3,850)	4%
<b>Total Expenses</b>	\$	<b>942,953</b>	\$ <b>915,950</b>	\$ <b>27,003</b>	<b>103%</b>
<b>Net Income</b>	\$	<b>737,235</b>	\$ <b>551,550</b>	\$ <b>185,685</b>	<b>134%</b>



# 2010-2011 SPORTS FINANCIAL REPORT

## WINTER SPORTS

as of 6/30/2011

10-11 WRESTLING			
<b>Revenue</b>	Gate receipts	\$	53,509
	Sponsorship income	\$	28,173
	Assessment Fees	\$	9,830
	T-shirt & concessions	\$	9,808
	Miscellaneous	\$	12
<b>Total Revenues</b>		\$	101,332
<b>Expenses</b>	Game officials	\$	6,924
	Facilities	\$	9,004
	NMAA Staff	\$	-
	Personnel	\$	24,169
	Security -included in facilities	\$	1,676
	Trophies	\$	1,945
	Miscellaneous	\$	48
	Meals	\$	2,066
	Travel	\$	133
	Programs/Printing	\$	1,012
	Hospitality	\$	-
	Supplies & Equipment	\$	3,852
	Weight Management	\$	11,551
	<b>Total Expenses</b>	\$	62,381
<b>Net Income</b>		\$	38,951
<b>State Championship Attendance</b>			
2010-2011	8,966		
2009-2010	8,807		
2008-2009	8,735		

10-11 BASKETBALL			
<b>Revenue</b>	Legislative Assessment	\$	-
	Gate receipts	\$	1,335,539
	Sponsorship income	\$	41,598
	Banquet Income	\$	1,075
	T-shirt & concessions	\$	19,014
	Miscellaneous	\$	500
<b>Total Revenues</b>		\$	1,397,726
<b>Expenses</b>	Game officials	\$	124,058
	Facilities	\$	70,140
	NMAA Staff	\$	18,017
	Personnel	\$	202,837
	Security	\$	76,481
	Trophies	\$	10,499
	Miscellaneous	\$	3,224
	Meals	\$	100
	Travel	\$	20,440
	Advertising expense	\$	-
	Programs/Printing	\$	13,183
	Hospitality	\$	26,146
	Supplies & Equipment	\$	3,212
	School Share	\$	221,011
	Communications	\$	-
	Reunion Expenses	\$	9,413
<b>Total Expenses</b>		\$	798,761
<b>Net Income</b>		\$	598,966

State Championship Attendance (1st Round & State)	
2010-2011	122,098
2009-2010	125,475
2008-2009	123,612
2007-2008	123,679
2006-2007	122,863
2005-2006	140,847



# 2010-2011 SPORTS FINANCIAL REPORT

## WINTER SPORTS

as of 6/30/2011

10-11 SWIMMING/DIVING		
<b>Revenue</b>		
Gate receipts	\$	10,525
Sponsorship income	\$	12,548
T-shirt concessions	\$	3,000
Miscellaneous	\$	-
<b>Total Revenues</b>	<b>\$</b>	<b>26,073</b>
<b>Expenses</b>		
Game officials	\$	2,750
Facility	\$	-
NMAA Staff	\$	-
Personnel	\$	4,300
Security	\$	2,975
Trophies	\$	2,320
Miscellaneous	\$	11
Meals	\$	68
Travel	\$	164
Programs/Printing	\$	1,310
Hospitality	\$	754
Supplies & Equipment	\$	1,096
<b>Total Expenses</b>	<b>\$</b>	<b>15,749</b>
<b>Net Income</b>	<b>\$</b>	<b>10,324</b>
<b>State Championship Attendance</b>		
2010-2011		1,881
2009-2010		1,866
2008-2009		1,995

10-11 SPIRIT AS A SPORT		
<b>Revenues</b>		
Gate receipts	\$	123,045
Sponsorship income	\$	21,076
T-shirt & concessions	\$	10,019
Miscellaneous	\$	-
Corporate Share	\$	1,813
NMSA Conference	\$	916
<b>Total Revenues</b>	<b>\$</b>	<b>156,870</b>
<b>Expenses</b>		
Adjudicators	\$	3,486
Facilities	\$	14,110
NMAA Staff	\$	1,626
Personnel	\$	28,682
Security	\$	1,813
Trophies	\$	3,976
Miscellaneous	\$	-
Meals	\$	829
Travel	\$	5,077
Sponsorship expense	\$	-
Programs/Printing	\$	2,466
Hospitality	\$	1,704
Supplies & Equipment	\$	2,145
NMSA Conference	\$	150
<b>Total Expenses</b>	<b>\$</b>	<b>66,063</b>
<b>Net Income</b>	<b>\$</b>	<b>90,806</b>
<b>State Championship Attendance</b>		
2010-2011		14,375
2009-2010		14,007
2008-2009		13,946



# 2010-2011 SPORTS FINANCIAL REPORT

## SPRING SPORTS

as of 6/30/2011

10-11 SPRING SPORTS		Actual	Budget	Actual - Budget	% of Budget
<b>Revenue</b>					
Gate receipts	\$	188,634	\$ 120,000	\$ 68,634	157%
Sponsorship income	\$	56,615	\$ 65,000	\$ (8,385)	87%
T-shirt & concessions	\$	42,000	\$ 42,000	\$ -	100%
Miscellaneous	\$	16	\$ -	\$ 16	0%
<b>Total Revenues</b>	\$	287,265	\$ 227,000	\$ 60,265	127%
<b>Expenses</b>					
Game officials	\$	46,591	\$ 51,100	\$ (4,509)	91%
Facilities	\$	28,163	\$ 26,250	\$ 1,913	107%
NMAA Staff	\$	8,128	\$ 8,000	\$ 128	102%
Personnel	\$	76,488	\$ 66,300	\$ 10,188	115%
Security	\$	12,450	\$ 19,500	\$ (7,050)	64%
Trophies	\$	18,735	\$ 18,800	\$ (65)	100%
Miscellaneous	\$	316	\$ -	\$ 316	0%
Meals	\$	8,031	\$ 14,400	\$ (6,369)	56%
Travel	\$	2,180	\$ 2,900	\$ (720)	75%
Programs/Printing	\$	14,169	\$ 16,500	\$ (2,331)	86%
Hospitality	\$	60	\$ -	\$ 60	0%
Sponsorship	\$	-	\$ 1,500	\$ (1,500)	0%
Supplies & Equipment	\$	26,544	\$ 43,800	\$ (17,256)	61%
				\$ -	
<b>Total Expenses</b>	\$	241,854	\$ 269,050	\$ (27,196)	90%
<b>Net Income</b>	\$	45,411	\$ (42,050)	\$ 87,461	-108%



# 2010-2011 SPORTS FINANCIAL REPORT

## SPRING SPORTS

as of 6/30/2011

10-11 SOFTBALL			
<b>Revenue</b>	Gate receipts	\$	34,587
	Sponsorship income	\$	12,923
	T-shirt & concessions	\$	12,000
	Miscellaneous	\$	-
	<b>Total Revenues</b>	\$	59,510
<b>Expenses</b>	Game officials	\$	24,958
	Facilities	\$	340
	NMAA Staff	\$	1,626
	Personnel	\$	11,721
	Security	\$	2,201
	Trophies	\$	611
	Miscellaneous	\$	15
	Meals	\$	902
	Travel	\$	522
	Programs/Printing	\$	3,659
	Hospitality	\$	-
	Sponsorship	\$	-
	Supplies & Equipment	\$	2,619
	<b>Total Expenses</b>	\$	49,174
	<b>Net Income</b>	\$	10,336
State Championship Attendance			
2010-2011	5,611		
2009-2010	4,501		
2008-2009	5,400		

10-11 BASEBALL			
<b>Revenue</b>	Gate receipts	\$	78,917
	Sponsorship income	\$	12,923
	T-shirt & concessions	\$	6,000
	Miscellaneous	\$	-
	<b>Total Revenues</b>	\$	97,840
<b>Expenses</b>	Game officials	\$	13,768
	Facilities	\$	6,174
	NMAA Staff	\$	1,624
	Personnel	\$	21,540
	Security	\$	-
	Trophies	\$	1,498
	Miscellaneous	\$	301
	Meals	\$	1,600
	Travel	\$	81
	Programs/Printing	\$	2,130
	Hospitality	\$	60
	Supplies & Equipment	\$	844
	<b>Total Expenses</b>	\$	49,620
	<b>Net Income</b>	\$	48,220
State Championship Attendance			
2010-2011	12,432		
2009-2010	10,456		
2008-2009	8,112		

10-11 GOLF			
<b>Revenue</b>	Gate receipts	\$	-
	Sponsorship income	\$	10,923
	T-shirt & concessions	\$	4,000
	Miscellaneous	\$	-
	<b>Total Revenues</b>	\$	14,923
<b>Expenses</b>	Game officials	\$	-
	Facilities	\$	15,000
	NMAA Staff	\$	1,626
	Personnel	\$	350
	Security	\$	-
	Trophies	\$	1,551
	Miscellaneous	\$	-
	Meals	\$	331
	Travel	\$	775
	Programs/Printing	\$	990
	Hospitality	\$	-
	Supplies & Equipment	\$	1,370
	<b>Total Expenses</b>	\$	21,993
	<b>Net Income</b>	\$	(7,070)

Pending close of fiscal year ending June 30, 2011.

8/24/2011 1:52 PM



# 2010-2011 SPORTS FINANCIAL REPORT

## SPRING SPORTS

as of 6/30/2011

10-11 TRACK & FIELD		
<b>Revenue</b>		
Gate receipts	\$	75,130
Sponsorship income	\$	6,923
T-shirt & concessions	\$	16,000
Miscellaneous	\$	16
<b>Total Revenues</b>	<b>\$</b>	<b>98,069</b>
<b>Expenses</b>		
Game officials	\$	-
Facilities	\$	6,649
NMAA Staff	\$	1,626
Personnel	\$	39,576
Security	\$	10,249
Trophies	\$	13,066
Miscellaneous	\$	-
Meals	\$	4,741
Travel	\$	803
Programs/Printing	\$	6,151
Hospitality	\$	-
Sponsorship	\$	-
Supplies & Equipment	\$	20,794
<b>Total Expenses</b>	<b>\$</b>	<b>103,654</b>
<b>Net Income</b>	<b>\$</b>	<b>(5,585)</b>
<b>State Championship Attendance</b>		
2010-2011		10,985
2009-2010		9,489
2008-2009		9,839

10-11 TENNIS		
<b>Revenue</b>		
Gate receipts	\$	-
Sponsorship income	\$	12,923
T-shirt & concessions	\$	4,000
Miscellaneous	\$	-
<b>Total Revenues</b>	<b>\$</b>	<b>16,923</b>
<b>Expenses</b>		
Game officials	\$	7,865
Facilities	\$	-
NMAA Staff	\$	1,626
Personnel	\$	3,300
Security	\$	-
Trophies	\$	2,008
Miscellaneous	\$	-
Meals	\$	457
Travel	\$	-
Programs/Printing	\$	1,239
Hospitality	\$	-
Supplies & Equipment	\$	917
<b>Total Expenses</b>	<b>\$</b>	<b>17,413</b>
<b>Net Income</b>	<b>\$</b>	<b>(490)</b>

## New Mexico Activities Association Membership Assessments

High Schools									
Class		2004-2005	2005-2006	2006-2007	2007-2008	2008-2009	2009-2010	2010-2011	2011-2012
5A	Dues	\$ 6,838	\$ 6,838	\$ 6,838	\$ 6,838	\$ 7,045	\$ 6,630	\$ 6,630	\$ 6,630
5A	Non-Travel	\$ 2,000	\$ 2,000	\$ 2,000	\$ 2,000	\$ 2,000	\$ 2,000	\$ 2,000	\$ 2,000
4A	Dues	\$ 6,432	\$ 6,432	\$ 6,432	\$ 6,432	\$ 6,625	\$ 6,235	\$ 6,235	\$ 6,235
4A	Non-Travel	\$ 2,000	\$ 2,000	\$ 2,000	\$ 2,000	\$ 2,000	\$ 2,000	\$ 2,000	\$ 2,000
3A	Dues	\$ 5,115	\$ 5,115	\$ 5,115	\$ 5,115	\$ 5,270	\$ 4,960	\$ 4,960	\$ 4,960
3A	Non-Travel	\$ 1,500	\$ 1,500	\$ 1,500	\$ 1,500	\$ 1,500	\$ 1,500	\$ 1,500	\$ 1,500
2A	Dues	\$ 2,620	\$ 2,620	\$ 2,620	\$ 2,620	\$ 2,700	\$ 2,540	\$ 2,540	\$ 2,540
2A	Non-Travel	\$ 1,000	\$ 1,000	\$ 1,000	\$ 1,000	\$ 1,000	\$ 1,000	\$ 1,000	\$ 1,000
1A	Dues	\$ 2,367	\$ 2,367	\$ 2,367	\$ 2,367	\$ 2,440	\$ 2,290	\$ 2,290	\$ 2,290
1A	Non-Travel	\$ 1,000	\$ 1,000	\$ 1,000	\$ 1,000	\$ 1,000	\$ 1,000	\$ 1,000	\$ 1,000

Middle Schools									
Class		2004-2005	2005-2006	2006-2007	2007-2008	2008-2009	2009-2010	2010-2011	2011-2012
5A	Dues	\$ 300	\$ 300	\$ 300	\$ 300	\$ 310	\$ 230	\$ 230	\$ 230
4A	Dues	\$ 300	\$ 300	\$ 300	\$ 300	\$ 310	\$ 230	\$ 230	\$ 230
3A	Dues	\$ 300	\$ 300	\$ 300	\$ 300	\$ 310	\$ 230	\$ 230	\$ 230
2A	Dues	\$ 223	\$ 223	\$ 223	\$ 223	\$ 230	\$ 230	\$ 230	\$ 230
1A	Dues	\$ 223	\$ 223	\$ 223	\$ 223	\$ 230	\$ 230	\$ 230	\$ 230



MEMBERSHIP DUES, GATE AND SPONSORSHIP % OF INCOME

Year	Total Income	Membership % of Income	Gate/Tournament % of Income	Sponsorship % of Income	Remaining %
2008-2009	\$ 4,380,606.26	17.67%	53.45%	7.92%	20.96
2009-2010	\$ 4,406,146.25	16.67%	53.01%	9.45%	20.87
2010-2011	\$ 4,352,767.12	16.61%	55.09%	6.66%	21.64



# New Mexico Activities Association

## Board of Directors Meeting – Sept. 21, 2011



### ACTIVITIES UPDATE

     Action Item  
√ Discussion Item

     Referenda Item  
√ Non-Referenda Item

#### **Presenter:**

Kristin Derr, NMAA Assistant Director

The NMAA Activities Council met on Tuesday, August 30<sup>th</sup> at the NMAA offices. Approximately **40,000** NM students are participating in NMAA Sanctioned Activities!!! The following pertinent items were discussed.

- **Transportation:** Most schools no longer allow school vehicles to transport students. Instead, a bus must be reserved or chartered for groups to travel, regardless of the size of the group. Many times, in activities, only 3-6 students will need to travel for competition purposes. The NMAA will be mentioning this as a financial concern for our member schools. The hope is that the ruling declaring vans “unsafe” will be reconsidered. The financial impact this could have on our activity programs is substantial.
- **Financial difficulties:** In addition to transportation issues, and economical issues that all programs are facing, many NMAA Activities are also finding it difficult to secure event/competition venues at reasonable cost.
- **Data Collection:** It was reiterated how important it is to have hard data relating to the impact of participation in activities and students’ success. The NMAA will compile data and work on a report to distribute to member schools and legislators.
- **Bylaws:** It was discussed that the Activities Bylaws are unclear. Activities are held to certain aspects of the athletic bylaws, and not to others. The NMAA will consider how to best address this issue to clarify the Activities Bylaws.
- **Eligibility:** The Council discussed the issue of eligibility of activity participants. No decision/proposal is being made at this time. An Ad Hoc committee has been formed to evaluate this topic.
- **Participation in Southern NM:** Throughout the course of the meeting, and thanks to the reports given by each committee member, it was discovered that almost all activities find minimal participation in the Southern half of the state. The NMAA is going to evaluate how to best communicate the benefits of offering students these opportunities. We will actively pursue recruiting Southern schools to add some of these programs for their students over the next few years.
- **Alumni Association:** The Council discussed alumni associations and will be considering a possibility of an NMAA Activities Alumni Association.

#### Upcoming Dates:

- NMSPA Fall Conference – 9/10/2011
- NMASC Fall Conference – 10/11-15/2011
- One Act Play Competition – 11/3-5/2011



# New Mexico Activities Association

## Board of Directors Meeting – Sept. 21, 2011



### NEW MEXICO OFFICIALS ASSOCIATION REPORT

☐ Action Item  
☒ Information Item

☐ Referenda Item  
☒ Non-Referenda Item

**Presenter:**

Dana Sanchez, Commissioner of Officials

**Proposal:**

The purpose of this report is to update the NMAA Commission on recent news within the New Mexico Officials Association.

- 1) NMOA Executive Board Meeting (July 21, 2011)
  - a. Discussion of additional sanctions for officials who register after the deadline.
  - b. Discussion of additional requirements for sub-varsity officials.
  - c. Results of officials' pay survey.
- 2) NMOA State Clinic (July 22-23, 2011)
  - a. Over 500 officials in attendance.
  - b. Evaluation of clinic has been outstanding; great roster of clinicians.
  - c. New printing company results in financial savings to Association.
- 3) Referee Educational Forum (September 9-10, 2011)
  - a. Speakers from Washington, Arizona and New Mexico.
  - b. Training basketball officials in the "intangibles."
  - c. Fifth anniversary of the Forum.
- 4) National Association of Sports Officials Summit (Albuquerque – 2014)
  - a. July 27-29, 2014 will be NASO Summit at Hyatt Downtown.
  - b. July 26, 2014 will be designated as "Officiate New Mexico Day."



# New Mexico Activities Association

## Board of Directors Meeting – Sept. 21, 2011



### LEGAL GUARDIANSHIP

☒ Action Item  
☐ Discussion Item

☒ Referenda Item  
☐ Non-Referenda Item

**Presenter:**

Sally Marquez, NMAA Associate Director

**Proposal:**

As written in the handbook:

**6.8 CONDITIONS OF GUARDIANSHIP**

Note: Legal guardianship must be established at least one calendar year before the transfer, in order to be considered for eligibility purposes.

**Rationale:**

Written in NMAA Handbook differently than on referenda items passed by the membership.

**Budget Impact:**

None.

**NMAA Staff Recommendation:**

The NMAA staff supports this recommendation.



# New Mexico Activities Association

## Board of Directors Meeting – Sept. 21, 2011



### CHANGES TO NMAA HANDBOOK

☒ Action Item  
☐ Discussion Item

☒ Referenda Item  
☐ Non-Referenda Item

**Presenter:**

Robert Zayas, NMAA Associate Director

**Proposal:**

Consider revision to the process by which changes are made to the NMAA Handbook.

**Rationale:**

Eliminate the need for amendments to the Constitution, Bylaws, and Sports Regulations to be presented and voted upon at the Annual meeting of member schools.

**Budget Impact:**

None.

**NMAA Staff Recommendation:**

The NMAA staff supports this recommendation.

**Attachments:**

NMAA Bylaw 2.7 with proposed changes.

---

## 2.7 ARTICLE VII - AMENDMENTS ---

### 2.7.1 Proposal

Amendments to the Constitution, Bylaws, and Sports Regulations must be approved for a referenda vote by the Board of Directors or 25% of the eligible membership. ~~proposed in writing, at least 20 calendar days prior to the Annual Meeting of each year; by the Board; or by 25% of the eligible member schools. Member schools shall be notified 15 calendar days prior to each Annual Meeting.~~

**Exception:** The Board may act to authorize referenda on an emergency basis at any time through the year. In such cases, notice through the Annual Meeting process would not be applicable.

### 2.7.2 Voting

Voting is by written ballot ~~following the Annual Meeting of each year or whenever determined by the Board that an emergency ballot shall be authorized. The return ballot and~~ must be received within 15 calendar days after posting on the NMAA web site.

### 2.7.3 Approval

Approval of amendments to the Constitution requires a ~~2/3 majority~~ vote of voting member schools.

Approval of amendments to the Bylaws requires a majority vote of voting member schools.

Approval of amendments to the Sports Regulations requires a majority vote of all eligible voting member schools. When the amendment affects only certain member schools, only they vote. When voting schools cannot be identified by participation declaration, the Director subject to review by the Board, determines which schools may vote.

The Association's Articles of Incorporation and Bylaws may be amended and filed with the State Corporation Commission in accordance with the Nonprofit Corporation Law.

### 2.7.4 Emergency Provision

The Board may make necessary, temporary bylaw changes, effective until the ~~administration of a referenda. the Annual Meeting in the next odd-numbered year.~~



# New Mexico Activities Association

## Board of Directors Meeting – Sept. 21, 2011



### COMBINE 6-MAN AND 8-MAN FOOTBALL

☒ Action Item  
☐ Discussion Item

☐ Referenda Item  
☒ Non-Referenda Item

**Presenter:**

Randy Adrian, NMAA Assistant Director

**Discussion/ Informational:**

Combine 6-man and 8-man football into one 6-man classification. The new proposal would expand the numbers to 19 schools.

**Rationale:**

This year we lost two more six man schools (House and Valley Christian). We are down to nine 6-man football teams in the state. The current schools playing either 6-man or 8-man football will have the numbers to continue a 6-man program. If we eliminate 6-man football and keep 8-man, there will be other schools that will have to drop their football program. Not all can play 8-man, but all have the numbers to continue with 6-man.

Our state is too large geographically to accommodate two classifications in small school football (6-man with nine schools and 8-man with 11 schools). Combining into one classification would aid schools in scheduling non-district games and greatly reduce travel in those non-district games.

**Budget Impact:**

More schools within a single classification make it easier to schedule opponents that are within close proximity to your school; therefore reducing travel cost and time away from school.

**NMAA Staff Recommendation:**

The staff does not support this recommendation and would like any decision regarding 6-Man and 8-Man football to be delayed until the beginning of the next alignment and classification block.

**Attachments:**

Copy of the survey that was sent to current 6-man and 8-man schools, results and comments and NMAA football classification- proposal A & B.

## **NMAA Football Superintendents Survey 6-man and 8-man schools**

*August 2011*

**Please fill out and FAX back immediately!**

As per the request of the NMAA Board of Directors the following is a survey for all 6-man and 8-man football school superintendents throughout New Mexico. The purpose of the survey is to give the NMAA Board of Directors input as to your opinion concerning the elimination of 8-man football in New Mexico.

<b>School Name:</b>	_____	<b>Classification:</b>	_____
<b>Superintendent's Name:</b>	_____	<b>Superintendent's Signature:</b>	_____

***Deadline: Friday, September 2, 2011***  
**Fax: 505-923-3114**

---

During the September 21, 2011 NMAA Board of Director's meeting a decision will be made as to the status of 8-man football in the state of New Mexico beginning with the 2012-2013 school year. A proposal will be presented, as per the board's request, to eliminate 8-man football beginning with the 2012-2013 school year. Schools with enrollment numbers 0-99 will have the option of playing 6-man football or Class A football. Schools with enrollment numbers of 100-170 will be required to play Class A football.

With the new proposal, the number of 6-man football schools would expand to 19 schools (up from 10) and class A would expand to 14 schools (up from 12). In 6-man, football, districts would expand from two to four. Creating a schedule would be easier and travel distance for non-district games would be greatly reduced creating a financial savings to all schools. Play-off teams would be increased to 12 teams equaling the number of 6-man + 8-man schools that had previously qualified for the play-offs. Class A football play-offs would expand to eight (up from six).

The belief is that our state is geographically too large to logistically accommodate three classifications of football in our smaller schools (0-170). Currently there are only three states that still play 6-man and 8-man football, with New Mexico being one of them. As for our neighboring states, Colorado plays both 6 and 8 man football, Texas plays only 6 man football and Arizona plays only 8 man football.

Eliminating 6-man football and keeping 8-man football would require some schools to drop their football program completely. No programs would be eliminated by dropping 8-man football.



Please circle Yes or NO

1. I support the Board of Director's in their decision to eliminate 8-man football beginning with the 2012-2013 school year.

YES

NO

Comments: \_\_\_\_\_  
\_\_\_\_\_  
\_\_\_\_\_  
\_\_\_\_\_  
\_\_\_\_\_  
\_\_\_\_\_

Please fax this form to Randy Adrian, NMAA Assistant Director  
505-923-3114

Deadline is Friday, September 2, 2011 at 4:00 p.m.

Refer any questions to Randy Adrian at 505-923-3275 or  
505-967-7942, or email at [randy@nmact.org](mailto:randy@nmact.org).

### Proposed 6 man districts (19 Schools)

#### District 1

Grady/San Jon  
Logan  
NMSD  
Roy/Mosquero  
Springer/Maxwell

#### District 2

Animas  
Carrizozo  
Mountainair  
Reserve

#### District 3

Clovis Christian  
Dora  
Elida  
Floyd  
Melrose

#### District 4

Gateway Christian  
Hondo  
Lake Arthur  
Valley Christian  
Vaughn

### Proposed Class A districts (14 Schools)

#### District 1


Escalante  
**Foothill**  
McCurdy  
**Menaul**  
Mora  
Questa

#### District 2

Ft. Sumner  
Hagerman  
Jal  
**Tatum**

#### District 3

Capitan  
Cloudcroft  
Magdalena  
Mescalero



# MESCALERO "Apache" SCHOOL

P.O. Box 230, 249 White Mountain  
Mescalero, New Mexico 88340  
Phone: (575) 464-4431 Fax (575) 464-4822



*"Mescalero Chiefs"*

Mr. Robert Zayas,

Good Morning Mr. Zayas. Hope all is well with you and yours. I am writing this letter to you to let you know that Mescalero Apache School intends to appeal your ruling dated May 2<sup>nd</sup> 2011 pertaining to our Track program and the violation of NMAA bylaw (7.22.2.C.6.A) of failing to submit State Track and Field Championship qualifying results within the allowable time frame.

In retrospect I would like the opportunity for the NMAA Board of Directors to hear our appeal and offer a remedy as well. The 500.00 dollar fine is quite substantial, especially in this day and age of shrinking budgets. I offer the following version of what happened on that fateful day and appeal to your sense of fairness and compassion.

Our District meet was held on Saturday April 30<sup>th</sup> at Jal, approximately 3 1/2 hrs. from Mescalero by bus. The meet did not conclude until after 9:00pm that night. Our track team arrived back home at 2:15 am on Sunday morning. We had the good fortune of qualifying a young man in the mile and two mile events, which was quite a surprise to say the least. Coach Cordova did not have access to a computer at home, as he was in the process of moving to another house. He fully intended to make it in time to the school before the noontime deadline but did not make it in time. He let me know the following morning that he did call in to add our athlete, but that he was told that there would be a 500.00 fine. His only other option was to not input the athlete's name and therefore not pay the fine. That was not an option. I might add that we as a district pay an official to oversee the district meet and that that person should be tasked with the responsibility of forwarding the new state qualifiers to the NMAA office.

I also read NMAA Bylaw 7.22.2.C.6A and I also read NMAA bylaw 7.22.2.C.6B which states that Class A & AA school reps shall have a window of opportunity to declare participants and/or make adjustments for errors from Sunday at 5:00pm through Monday

at 5:00pm. Makes it sound like there is an opportunity to input what could not be inputted from Sunday. But I was told that it was not there for that purpose.

Whatever way you want to look at this, all that I am asking for is a little compassion and understanding on the part of the NMAA and to remove/lessen the 500.00 fine. This was not an intentional act of cheating, just an exhausted coach who, because of the circumstances above, did not make the noon deadline. He is now willing to give up that part of his Track increment to pay the difference.

Sadly we have become victims of a technological age whereby we require instant access to statistics and expect everyone to carry around laptops, or have computers at home.

Please understand that this was not a flagrant violation by my first year coach, and in order to avoid another incident like this in the future please require all districts to hold their district meets on Friday to allow teams that travel long distances the luxury of Saturday off so that those scores can be inputted by the NMAA deadline, or you could also move the deadline back from 12:00 to 5:00pm. Thank you for your time and I do know that the NMAA is all about our kids, and does a great job of promoting them!

Yours in Athletics,

Patrick A. Garcia  
Athletic Director



To: New Mexico Activities Association  
From: Bobbie Gutierrez, Superintendent Santa Fe Public Schools  
Date: 5/16/2011  
Re: Reorganization of Schools/Programs

To Whom It May Concern;

Santa Fe Public Schools continually evaluates student needs, programs and buildings. For the past three years, it has become even more critical with the economic environment. The district has closed a middle school, consolidated three elementary schools and relocated Career Academy, the district's alternative high school.

As the district evaluated programs, the Teen Parent Center, a self contained alternative program was carefully considered. This program provides electronic, on-line curriculum delivery for pregnant teens and mothers and fathers of infants. This program aligns with the Career Academy which also provides the same electronic, on-line curriculum. Both programs offer instruction not only at the school site, but also anywhere that has an Internet connection. This allows students in both programs to accelerate their learning to graduate early, or to slow their learning to accommodate other life experiences such as raising a child or working.

The Career Academy alternative school will have a new administrator (Principal) beginning with the 2011-2012 school year. District administrators have decided to move the Teen Parent Center program to become part of the Career Academy. This change will optimize curriculum delivery and enhance both entities. As a result of this decision, Teen Parent Center students, who come from both Santa Fe High School and Capital High School, will become students at Career Academy alternative school. This means that Teen Parent Center students will:

- Be counted and funded as part of the Career Academy alternative school
- Be reported in STARS as students at the Career Academy alternative school
- Be reported as Career Academy alternative school students for SBA/AYP purposes
- Be given class schedules, report cards, and transcripts from the Career Academy alternative school
- Receive high school diplomas from Career Academy alternative school

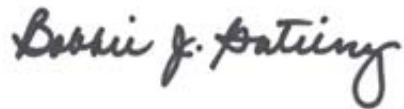
This will provide autonomy for these at-risk students that have enrolled in the program from across the city including both Capital High School and Santa Fe High School. This new association with Career Academy will allow students to attend without the peer stigma that can sometimes be placed on a teen that becomes pregnant at a comprehensive high school. This will also provide the student with the programming flexibility during pregnancy and raising an infant while attending school.

Santa Fe High School and Capital High School both serve 9<sup>th</sup> – 12<sup>th</sup> grade students whereas Career Academy serves 7<sup>th</sup> – 12<sup>th</sup> grade students. This change will allow the district to better serve the needs of students in grades 7<sup>th</sup> – 12<sup>th</sup> as needed.

Santa Fe Public Schools has contacted the New Mexico Public Education Department and it has been determined that this is a program change and does not require NMPED approval.

This change will, however, effect the enrollment projections at Santa Fe High School, Capital High School and the Career Academy for SEG funding and NMAA classification. Please see the attached trend and projections figures for all three schools.

Thank you,

A handwritten signature in dark ink, reading "Bobbie J. Gutierrez". The signature is written in a cursive, flowing style.

Bobbie J. Gutierrez, Superintendent  
Santa Fe Public Schools

SFHS - w/TPC	2008-2009			2009-2010			2010-2011		
	80	120	Ave	80	120	Ave	80	120	Ave
8 (Ave 9-11)	401	380	391	420	408	414	405	398	402
9	473	463	468	531	518	525	538	533	536
10	422	356	389	422	405	414	407	370	389
11	308	322	315	308	300	304	271	290	281
1/2 Academy							41	91	66
Total Enrollment	1604	1521	1563	1681	1631	1656	1662	1682	1672

SFHS - w/out TPC	2008-2009			2009-2010			2010-2011			Projected 2011-2012			Projected 2012-2013		
	80	120	Ave	80	120	Ave	80	120	Ave	80	120	Ave	80	120	Ave
8 (Ave 9-11)	392	371	382	411	399	405	405	398	402	406	398	402	408	400	404
9	464	454	459	521	509	515	538	533	536	539	534	536	541	536	539
10	414	347	381	412	396	404	407	370	389	407	370	389	409	372	391
11	298	313	306	299	293	296	271	290	281	271	290	281	273	292	282
-Teen Parent Cnt							-60	-58	-59	-70	-70	-70	-70	-70	-70
1/2 Academy							41	62	52	55	63	59	55	57	56
Total Enrollment	1568	1485	1527	1643	1597	1620	1602	1595	1599	1608	1585	1597	1616	1587	1602

CHS	2008-2009			2009-2010			2010-2011			Projected 2011-2012			Projected 2012-2013		
	80	120	Ave	80	120	Ave	80	120	Ave	80	120	Ave	80	120	Ave
8 (Ave 9-11)	298	291	295	302	290	296	293	286	290	295	287	291	299	292	295
9	432	417	425	344	334	339	339	341	340	341	343	342	346	348	347
10	284	276	280	333	324	329	311	295	303	313	296	305	317	301	309
11	179	181	180	230	213	222	230	222	226	231	223	227	235	226	231
+Teen Parent Cnt							41	91	66	70	70	70	70	70	70
Total Enrollment	1193	1165	1179	1209	1161	1185	1214	1235	1225	1249	1220	1234	1267	1237	1252

Career Academy	2008-2009			2009-2010			2010-2011			Projected 2011-2012			Projected 2012-2013		
	80	120	Ave	80	120	Ave	80	120	Ave	80	120	Ave	80	120	Ave
8 (Ave 9-11)	27	25	26	27	23	25	27	31	29	27	30	29	28	28	28
9	24	30	27	32	27	30	22	24	23	23	25	24	23	25	24
10	20	18	19	23	25	24	39	41	40	39	40	40	40	40	40
11	36	28	32	27	18	23	20	28	24	20	30	25	20	20	20
12															
+Teen Parent Cnt							60	58	59	70	70	70	70	70	70

Total Enrollment	107	101	104	109	93	101	168	182	175	179	195	187	181	183	182
------------------	-----	-----	-----	-----	----	-----	-----	-----	-----	-----	-----	-----	-----	-----	-----



# New Mexico Activities Association

## Board of Directors Meeting – Sept. 21, 2011



### SANCTION SHOW CHOIR/HOST STATE COMPETITION

☒ Action Item  
☐ Discussion Item

☐ Referenda Item  
☒ Non-Referenda Item

**Presenter:**

Kristin Derr, NMAA Assistant Director

**Proposal:**

For many years, there has been discussion about the NMAA sanctioning and running the Show Choir Competition (previously known as Showfest). This year we have received an official request from Duke City Sound, the organization responsible for the Showfest, asking us to take over the event. The NMAA would adopt, plan, organize, facilitate and sanction the event.

**Rationale:**

Show Choir is a program in many NMAA member schools and is becoming more popular due to recent media attention (Glee, The Glee Project, etc.). Sanctioning Show Choir would regulate the program per NMAA Bylaws as well as allow for more participation by NMAA member school students.

**Budget Impact:**

The Show Choir Competition has turned a profit every year for Duke City Sound. The NMAA plans to make changes that will effect both current revenue and expenses. For example, the NMAA will be reducing the current registration fee to mirror that of other activities, but will find a venue that will cost less than the \$7,000-\$8,000 paid by Duke City Sound for the last several years. The anticipated budget impact will be minimal but in the black, not the red.

**NMAA Staff Recommendation:**

For many reasons, benefitting the students of New Mexico, NMAA member schools and the NMAA, we are in support of sanctioning this event. The event is logistically similar to the State Band and Choir Contest which are currently sanctioned and run by the NMAA.

**Attachments:**

None.





# New Mexico Activities Association

## Board of Directors Meeting – Sept. 21, 2011



### 2012-2013, 2013-2014 DISTRICTS

☒ Action Item  
☐ Discussion Item

☐ Referenda Item  
☒ Non-Referenda Item

**Presenter:**

Robert Zayas, NMAA Associate Director

**Proposal:**

Consider approval of 2012-2013, 2013-2014 Classification districts.

**Rationale:**

District alignments have to be adjusted in accordance with NMAA bylaw 4.1 which allows schools who increase and/or decrease in enrollment to be moved up or down in classification. The 2010-2011 enrollment figures in grades 8-11, plus alternative school enrollment numbers (grades 8-11) were used to adjust a school's alignment for the remaining two years of the four-year block (2012-2013, 2013-2014).

**Budget Impact:**

None.

**NMAA Staff Recommendation:**

The NMAA staff supports this recommendation.

**Attachments:**

Proposed district alignments for all sports for 2012-2013, 2013-2014.

#### 4.1.6 District Alignments – 2010-11 thru 2013-14

### BASEBALL: 5 CLASSES

5A            23 SCHOOLS  
4A            25 SCHOOLS  
3A            20 SCHOOLS  
2A            24 SCHOOLS  
1A            17 SCHOOLS

**TOTAL:      109 SCHOOLS**

#### AAAAA BASEBALL – 23 SCHOOLS – 5 DISTRICTS (1651-Above)

District 1	District 2	District 3	District 4	District 5
Cibola	Eldorado	Alamogordo	Carlsbad	ABQ. High
Cleveland	La Cueva	Gadsden	Clovis	Atrisco Heritage
Rio Rancho	Manzano	Las Cruces	Hobbs	Highland
Santa Fe	Sandia	Mayfield		Rio Grande
Volcano Vista		Oñate		Valley
				West Mesa

#### AAAA BASEBALL – 25 SCHOOLS – 6 DISTRICTS (901-1650)

District 1	District 2	District 3	District 4	District 5	District 6
Aztec	Bernalillo	Centennial	Artesia	ABQ. Academy	Belen
Farmington	Capital	Chaparral	Goddard	Del Norte	Gallup
Kirtland Central	Española	Deming	Roswell	Moriarty	Grants
Piedra Vista	Los Alamos	Santa Teresa		St. Pius	Los Lunas
					Miyamura
					Valencia

#### AAA BASEBALL – 20 SCHOOLS – 5 DISTRICTS (401-900)

District 1	District 2	District 3	District 4	District 5
Bloomfield	Raton	Hot Springs	Lovington	Hope Christian
Shiprock	Robertson	Silver	Portales	Pojoaque
Thoreau	Taos	Socorro	NMMI	Sandia Prep
Wingate	West Las Vegas		Ruidoso	Santa Fe Indian
				St. Michael's

**AA BASEBALL – 25 SCHOOLS – 6 DISTRICTS (151-400)**

District 1	District 2	District 3	District 4
Cuba	East Mountain	Clayton	Capitan
Navajo Prep	Estancia	Santa Rosa	Dexter
Mesa Vista	Laguna-Acoma	Texico	Eunice
Tohatchi		Tucumcari	Loving
District 5	District 6		
Cobre	Monte del Sol		
Hatch Valley	Mora		
Lordsburg	Pecos		
Mesilla Valley	Penasco		
Tularosa	Santa Fe Prep		

**A BASEBALL – 17 SCHOOLS – 4 DISTRICTS (0-150)**

District 1	District 2	District 3	District 4
Gallup Catholic	Cimarron	Floyd	Dora
Jemez Valley	McCurdy	Grady	Elida
Magdalena	Questa	Logan	Gateway Christian
Shiprock NW		Melrose	Lake Arthur
		San Jon	Valley Christian

## BASKETBALL: 6 CLASSES

**5A            23 SCHOOLS**  
**4A            27 SCHOOLS**  
**3A            22 SCHOOLS**  
**2A            31 SCHOOLS**  
**1A            33 SCHOOLS**  
**B             20 SCHOOLS**

**TOTAL:      154 SCHOOLS**

### AAAAA BASKETBALL – 23 SCHOOLS – 5 DISTRICTS (1651-Above)

District 1	District 2	District 3	District 4	District 5
Cibola	Eldorado	Alamogordo	Carlsbad	ABQ. High
Cleveland	La Cueva	Gadsden	Clovis	Atrisco Heritage
Rio Rancho	Manzano	Las Cruces	Hobbs	Highland
Santa Fe	Sandia	Mayfield		Rio Grande
Volcano Vista		Oñate		Valley
				West Mesa

### AAAA BASKETBALL – 25 SCHOOLS – 6 DISTRICTS (901-1650)

District 1	District 2	District 3	District 4	District 5	District 6
Aztec	Bernalillo	Centennial	Artesia	ABQ. Academy	Belen
Farmington	Capital	Chaparral	Goddard	Del Norte	Gallup
Kirtland Central	Española	Deming	Roswell	Moriarty	Grants
Piedra Vista	Los Alamos	Santa Teresa		St. Pius	Los Lunas
					Miyamura
					Valencia

### AAA BASKETBALL – 20 SCHOOLS – 5 DISTRICTS (401-900)

District 1	District 2	District 3	District 4	District 5
Bloomfield	Raton	Hot Springs	Lovington	Hope Christian
Shiprock	Robertson	Silver	Portales	Pojoaque
Thoreau	Taos	Socorro	NMMI	St. Michael's
Wingate	W. Las Vegas		Ruidoso	Sandia Prep
				Santa Fe Indian

**AA BASKETBALL – 32 SCHOOLS – 7 DISTRICTS (151-400)**

District 1	District 2	District 3	District 4
Crownpoint	Monte Del Sol	Bosque	Clayton
Navajo Pine	Mora	East Mountain	Santa Rosa
Navajo Prep	Pecos	Estancia	Texico
Rehoboth	Penasco	Laguna Acoma	Tucumcari
Newcomb	Santa Fe Prep		
Tohatchi			
Zuni			
District 5	District 6	District 7	
Capitan	Cobre	Cuba	
Dexter	Hatch Valley	Dulce	
Eunice	Lordsburg	Mesa Vista	
Loving	Mesilla Valley		
	Tularosa		

**A BASKETBALL – 31 SCHOOLS – 8 DISTRICTS (71-150)**

District 1	District 2	District 3	District 4
Cimarron	Alamo Navajo	Fort Sumner	Coronado
Questa	Desert Academy	Logan	Escalante
Springer	Foothill	Melrose	McCurdy
	Jemez Valley		
	Magdalena		
	Menaul		
	Mountainair		
	To'Hajiilee		
District 5	District 6	District 7	District 8
Animas	Gallup Catholic (Boys)	Cloudcroft	Dora
Cliff	Pine Hill	Hagerman	Floyd
	Ramah	Mescalero	Jal
	Shiprock NW		Tatum
	Tse Yi Gai		

Independent: Tierra Encantada Charter

**B BASKETBALL – 24 SCHOOLS – 4 DISTRICTS (0-70)**

District 1B	District 2B	District 3B	District 4B
Evangel Christian	Clovis Christian	Corona	Carrizozo
Maxwell (Boys Only)	Des Moines	Gateway Christian	Quemado
NMSD	Elida	Hondo	Reserve
SF Waldorf	Grady	Lake Arthur	
Temple Baptist (Boys)	House	Valley Christian	
Wagon Mound (Boys Only)	Roy/ Mosquero	Vaughn	
Walatowa	San Jon		
Victory Christian (Girls Only)			

Independent: NACA (B&amp;G), Legacy Christian Academy (B), South Valley Academy

## CROSS COUNTRY: 4 CLASSES

**5A            23 SCHOOLS**  
**4A            25 SCHOOLS**  
**3A            18 SCHOOLS**  
**1A/2A       47 SCHOOLS**

**TOTAL:      113 SCHOOLS**

### AAAAA CROSS COUNTRY – 23 SCHOOLS – 5 DISTRICTS (1651-Above)

District 1	District 2	District 3	District 4	District 5
Cibola	Eldorado	Alamogordo	Carlsbad	ABQ. High
Cleveland	La Cueva	Gadsden	Clovis	Atrisco Heritage
Rio Rancho	Manzano	Las Cruces	Hobbs	Highland
Santa Fe	Sandia	Mayfield		Rio Grande
Volcano Vista		Oñate		Valley
				West Mesa

### AAAA CROSS COUNTRY –25 SCHOOLS – 6 DISTRICTS (901-1650)

District 1	District 2	District 3	District 4	District 5	District 6
Aztec	Bernalillo	Centennial	Artesia	ABQ. Academy	Belen
Farmington	Capital	Chaparral	Goddard	Del Norte	Gallup
Kirtland Central	Española	Deming	Roswell	Moriarty	Grants
Piedra Vista	Los Alamos	Santa Teresa		St. Pius	Los Lunas
					Miyamura
					Valencia

### AAA CROSS COUNTRY – 17 SCHOOLS – 4 DISTRICTS (401-900)

District 1	District 2	District 3	District 4
Bloomfield	Robertson	Lovington	Hope Christian
Shiprock	Taos	NMMI	Pojoaque
Thoreau	W. Las Vegas	Ruidoso	Sandia Prep
Wingate		Silver	Santa Fe Indian
		Socorro	St. Michael's

**A/AA CROSS COUNTRY – 49 SCHOOLS – 4 DISTRICTS (0-400)**

District 1	District 2	District 3	District 4
Bosque	Acad. For Tech/ Classics	Carrizozo	Alamo Navajo
Cuba	Cimarron	Cloudcroft	Coronado
Dulce	Desert Academy	Cobre	Crownpoint
East Mountain	Des Moines	Gateway Christian	Gallup Catholic
Estancia	Maxwell	Hagerman	Navajo Pine
Evangel Christian	McCurdy	Loving	Navajo Prep
Jemez Valley	Mesa Vista	Magdalena	Newcomb
Laguna Acoma	Mora	Mescalero	Pine Hill
NACA	Pecos	Mesilla Valley	Ramah
School of Dreams	Penasco	Valley Christian	Rehoboth
To'Hajiilee	Santa Fe Prep		Shiprock NW (boys only)
Tse Yi Gai	Santa Rosa		Tohatchi
Walatowa	Tucumcari		Zuni

Independent: Las Cruces Catholic

## FOOTBALL: 7 CLASSES

<b>5A</b>	<b>23 SCHOOLS</b>
<b>4A</b>	<b>24 SCHOOLS</b>
<b>3A</b>	<b>22 SCHOOLS</b>
<b>2A</b>	<b>19 SCHOOLS</b>
<b>1A</b>	<b>12 SCHOOLS</b>
<b>8-MAN</b>	<b>11 SCHOOLS</b>
<b>6-MAN</b>	<b>10 SCHOOLS</b>

**TOTAL: 121 SCHOOLS**

### AAAAA FOOTBALL– 23 SCHOOLS – 5 DISTRICTS (1651-Above)

District 1	District 2	District 3	District 4	District 5
Cibola	Eldorado	Alamogordo	Carlsbad	ABQ. High
Cleveland	La Cueva	Gadsden	Clovis	Atrisco Heritage
Rio Rancho	Manzano	Las Cruces	Hobbs	Highland
Santa Fe	Sandia	Mayfield		Rio Grande
Volcano Vista		Oñate		Valley
				West Mesa

### AAAA FOOTBALL – 24 SCHOOLS – 6 DISTRICTS (901-1650)

District 1	District 2	District 3	District 4	District 5	District 6
Aztec	Bernalillo	Centennial	Artesia	Del Norte	Belen
Farmington	Capital	Chaparral	Goddard	Moriarty	Gallup
Kirtland Central	Española	Deming	Roswell	St. Pius	Grants
Piedra Vista	Los Alamos	Santa Teresa			Los Lunas
					Miyamura
					Valencia

### AAA FOOTBALL – 20 SCHOOLS – 5 DISTRICTS (401-900)

District 1	District 2	District 3	District 4	District 5
Bloomfield	Raton	Hot Springs	Lovington	Albuquerque Academy
Shiprock	Robertson	Silver	Portales	Hope Christian
Thoreau	Taos	Socorro	NMMI	Pojoaque
Wingate	W. Las Vegas		Ruidoso	St. Michael's
				Santa Fe Indian



**AA FOOTBALL – 23 SCHOOLS – 4 DISTRICTS (171-400)**

District 1	District 2	District 3	District 4
Cuba	Clayton	Cobre	Dexter
Crownpoint	Santa Rosa	Estancia	Eunice
Dulce	Texico	Hatch Valley	Loving
Navajo Pine	Tucumcari	Laguna Acoma	
Navajo Prep		Lordsburg	
Newcomb		Mesilla Valley	
Ramah		Tularosa	
Tohatchi			
Zuni			

**A FOOTBALL – 11 SCHOOLS – 3 DISTRICTS (0-170)**

District 1	District 2	District 3	
Escalante	Cloudcroft	Capitan	
McCurdy	Fort Sumner	Magdalena	
Mora	Hagerman	Mescalero	
Questa	Jal		

**8-MAN FOOTBALL – 13 SCHOOLS – 3 DISTRICTS (0-125)**

District 1	District 2	District 3
Foothill	Animas	Dora
Logan	Carrizozo	Floyd
Menaul	Mountainair	Gateway Christian
Springer/Maxwell	Reserve	Melrose
		Tatum

**6-MAN FOOTBALL – 9 SCHOOLS – 2 DISTRICTS (0-75)**

District 1	District 2
Clovis Christian	Elida
Grady/ San Jon	Hondo
NMSD	Lake Arthur
Roy/Mosquero/ Wagon Mound	Valley Christian
Vaughn	

## GOLF: 3 CLASSES

**5A                    23 SCHOOLS**

**4A                    25 SCHOOLS**

**A/AAA            39 SCHOOLS**

**TOTAL:            87 SCHOOLS**

**AAAAA GOLF – 23 SCHOOLS – 5 DISTRICTS (1651-Above)**

District 1	District 2	District 3	District 4	District 5
Cibola	Eldorado	Alamogordo	Carlsbad	ABQ. High
Cleveland	La Cueva	Gadsden	Clovis	Atrisco Heritage
Rio Rancho	Manzano	Las Cruces	Hobbs	Highland
Santa Fe	Sandia	Mayfield		Rio Grande
Volcano Vista		Oñate		Valley
				West Mesa

**AAAA GOLF – 25 SCHOOLS – 6 DISTRICTS (901-1650)**

District 1	District 2	District 3	District 4	District 5	District 6
Aztec	Bernalillo	Centennial	Artesia	ABQ. Academy	Belen
Farmington	Capital	Chaparral	Goddard	Del Norte	Gallup
Kirtland Central	Española	Deming	Roswell	Moriarty	Grants
Piedra Vista	Los Alamos	Santa Teresa		St. Pius	Los Lunas
					Miyamura
					Valencia

**A/AAA GOLF – 39 SCHOOLS – 4 DISTRICTS (0-900)**

District 1	District 2	District 3	District 4
Bosque School	Desert Academy	Clovis Christian	Capitan
East Mountain	Moreno Valley	Dexter	Cloudcroft
Evangel Christian	Raton	Elida	Cobre
Gallup Catholic	Robertson	Eunice	Hot Springs
Hope Christian	Taos	Hagerman	Mesilla Valley
Laguna Acoma	Tucumcari	Jal	Ruidoso
Menaul	West Las Vegas	Lovington	Silver
Navajo Prep		NMMI	Socorro
Sandia Prep		Portales	
School of Dreams		Texico (girls only)	
Shiprock		Valley Christian	
St. Michael's			
To'Hajiilee			

## SOCCER: 3 CLASSES

**5A**                **23 SCHOOLS**  
**4A**                **25 SCHOOLS**  
**A/AAA**        **23 SCHOOLS (Boys) 19 SCHOOLS (Girls)**  
**TOTAL:**        **71 SCHOOLS**

### AAAAA SOCCER (BOYS AND GIRLS) – 23 SCHOOLS – 5 DISTRICTS (1651-Above)

District 1	District 2	District 3	District 4	District 5
Cibola	Eldorado	Alamogordo	Carlsbad	ABQ. High
Cleveland	La Cueva	Gadsden	Clovis	Atrisco Heritage
Rio Rancho	Sandia	Las Cruces	Hobbs	Highland
Santa Fe	Manzano	Mayfield		Rio Grande
Volcano Vista		Oñate		Valley
				West Mesa

### AAAA SOCCER (BOYS AND GIRLS) – 25 SCHOOLS – 6 DISTRICTS (901-1650)

District 1	District 2	District 3	District 4	District 5	District 6
Aztec	Bernalillo	Centennial	Artesia	ABQ. Academy	Belen
Farmington	Capital	Chaparral	Goddard	Del Norte	Gallup
Kirtland Central (girls)	Española	Deming	Roswell	Moriarty	Grants
Piedra Vista	Los Alamos	Santa Teresa		St. Pius	Los Lunas
					Miyamura
					Valencia

### A/AAA SOCCER (BOYS) – 24 SCHOOLS – 4 DISTRICTS (0-900)

District 1	District 2	District 3	District 4
Bloomfield	Desert Acad.	Hatch Valley	Bosque School
Moreno Valley	East Mountain	NMMI	Gallup Catholic (co-ed)
Peñasco	Monte del Sol	Ruidoso	Hope Christian
Pojoaque	Portales	Silver	Rehoboth
Questa	Santa Fe Prep	Socorro	Sandia Prep
Robertson	SF Waldorf		
Taos	St. Michael's		

Independent: Tierra Encantada Charter, South Valley Academy

### A/AAA SOCCER (GIRLS) – 20 SCHOOLS – 4 DISTRICTS (0-900)

District 1	District 2	District 3	District 4
Bloomfield	Desert Acad.	Hatch Valley	Bosque School
Moreno Valley	East Mountain	Ruidoso	Hope Christian
Pojoaque	Monte del Sol	Silver	Rehoboth
Robertson	Portales	Socorro	Sandia Prep
Taos	Santa Fe Prep		
Santa Fe Indian	St. Michael's		

## SOFTBALL: 4 CLASSES

**5A**            **23 SCHOOLS**  
**4A**            **25 SCHOOLS**  
**3A**            **21 SCHOOLS**  
**A/AA**        **24 SCHOOLS**  
**TOTAL:**      **93 SCHOOLS**

### SOFTBALL AAAAA – 23 SCHOOLS – 5 DISTRICTS (1651-Above)

District 1	District 2	District 3	District 4	District 5
Cibola	Eldorado	Alamogordo	Carlsbad	ABQ. High
Cleveland	La Cueva	Gadsden	Clovis	Atrisco Heritage
Rio Rancho	Sandia	Las Cruces	Hobbs	Highland
Santa Fe	Manzano	Mayfield		Rio Grande
Volcano Vista		Oñate		Valley
				West Mesa

### AAAA SOFTBALL – 25 SCHOOLS – 6 DISTRICTS (901-1650)

District 1	District 2	District 3	District 4	District 5	District 6
Aztec	Bernalillo	Centennial	Artesia	ABQ. Academy	Belen
Farmington	Capital	Chaparral	Goddard	Del Norte	Gallup
Kirtland Central	Española	Deming	Roswell	Moriarty	Grants
Piedra Vista	Los Alamos	Santa Teresa		St. Pius	Los Lunas
					Miyamura
					Valencia

### AAA SOFTBALL – 19 SCHOOLS – 5 DISTRICTS (401-900)

District 1	District 2	District 3	District 4	District 5
Bloomfield	Raton	Hot Springs	Lovington	Hope Christian
Shiprock	Robertson	Silver	Portales	Pojoaque
Thoreau	Taos	Socorro	Ruidoso	St. Michael's
Wingate	West Las Vegas			Sandia Prep
				Santa Fe Indian

### A/AA SOFTBALL – 27 SCHOOLS – 5 DISTRICTS (0-400)

District 1	District 2	District 3	District 4	District 5
Gallup Catholic	Jemez Valley	Dexter	Capitan	East Mountain
Navajo Prep	McCurdy	Eunice	Cobre	Estancia
Newcomb	Mora	Jal	Hatch Valley	Laguna-Acoma
Rehoboth	Pecos	Lake Arthur	Mescalero	Temple Baptist
Shiprock NW	Cuba	Loving	Mesilla Valley	Tucumcari
Tohatchi				
Zuni				

Independent: Native American Charter Academy, Coronado

## COMPETITIVE SPIRIT: 5 CLASSES

*NOTE: This alignment has been printed solely for the purpose of officials selection.  
There will be no district competitions or qualifying standards other than those outlined in  
the Spirit sports specific bylaws (NMAA 7.19)*

**5A                23 SCHOOLS**  
**4A                25 SCHOOLS**  
**3A                22 SCHOOLS**  
**2A                40 SCHOOLS**  
**1A                48 SCHOOLS**

**TOTAL:        158 SCHOOLS**

### **AAAAA SPIRIT – 23 SCHOOLS – 5 DISTRICTS (1651-Above)**

District 1	District 2	District 3	District 4	District 5
Cibola	Eldorado	Alamogordo	Carlsbad	ABQ. High
Cleveland	La Cueva	Gadsden	Clovis	Atrisco Heritage
Rio Rancho	Manzano	Las Cruces	Hobbs	Highland
Santa Fe	Sandia	Mayfield		Rio Grande
Volcano Vista		Oñate		Valley
				West Mesa

### **AAAA SPIRIT – 25 SCHOOLS – 6 DISTRICTS (901-1650)**

District 1	District 2	District 3	District 4	District 5	District 6
Aztec	Bernalillo	Centennial	Artesia	ABQ. Academy	Belen
Farmington	Capital	Chaparral	Goddard	Del Norte	Gallup
Kirtland Central	Española	Deming	Roswell	Moriarty	Grants
Piedra Vista	Los Alamos	Santa Teresa		St. Pius	Los Lunas
					Miyamura
					Valencia

### **AAA SPIRIT – 19 SCHOOLS – 5 DISTRICTS (401-900)**

District 1	District 2	District 3	District 4	District 5
Bloomfield	Raton	Hot Springs	Lovington	Hope Christian
Shiprock	Robertson	Silver	Portales	Pojoaque
Thoreau	Taos	Socorro	Ruidoso	St. Michael's
Wingate	West Las Vegas			Sandia Prep
				Santa Fe Indian

**AA SPIRIT – 42 SCHOOLS – 8 DISTRICTS (126-400)**

District 1	District 2	District 3	District 4
Crownpoint	Coronado	Mesa Vista	Acad. for Tech. and Classics
Navajo Pine	Dulce	Penasco	Desert Academy
Newcomb	Navajo Prep	Questa	Monte del Sol
Ramah			Mora
Rehoboth			Pecos
Shiprock Northwest			Santa Fe Prep
Tohatchi			South Valley Academy
Zuni			
District 5	District 6	District 7	District 8
Capitan	Clayton	Dexter	Bosque School
Cloudcroft	Santa Rosa	Eunice	Cuba
Cobre	Texico	Hagerman	East Mountain
Hatch Valley	Tucumcari	Loving	Estancia
Lordsburg			Laguna Acoma
Mesilla Valley			Magdalena
Tularosa			

**A SPIRIT – 50 SCHOOLS – 8 DISTRICTS (0-125)**

District 1	District 2	District 3	District 4
Cimarron	Escalante	Dora	Clovis Christian
Des Moines	Evangel Christian	Elida	Grady
Maxwell	Jemez Valley	Floyd	House
Moreno Valley	McCurdy	Fort Sumner	Logan
Mosquero	NMSD	Melrose	San Jon
Roy	Santa Fe Waldorf		
Springer	Victory Christian		
Wagon Mound	Walatowa		
District 5	District 6	District 7	District 8
Animas	Alamo Navajo	Carrizozo	Gateway Christian
Cliff	Foothill	Corona	Jal
Las Cruces Catholic	Gallup Catholic	Hondo	King's Gate Acad.
Quemado	Menaul	Mountainair	Lake Arthur
Reserve	Pine Hill	Vaughn	Mescalero
	Temple Baptist		Tatum
	To'Hajiilee		Valley Christian

## SWIMMING AND DIVING: 1 CLASS

**TOTAL: 46 SCHOOLS**

**SWIMMING AND DIVING – ALL CLASSES – 47 SCHOOLS – 4 DISTRICTS**

District 1	District 2	District 3	District 4
Acad. for Tech. & the Classics	ABQ. Academy	Alamogordo	ABQ. High
Capital	Bosque School	Artesia	Atrisco Heritage
Desert Academy	Cleveland	Carlsbad	Cibola
Farmington	Hope Christian	Centennial	Del Norte
Gallup	Los Lunas	Clovis	Eldorado
Gallup Catholic	Rio Rancho	Hobbs	Highland
Los Alamos	Sandia Prep	Las Cruces	La Cueva
Miyamura	Socorro	Mesilla Valley	Manzano
Monte del Sol	St. Pius	NMMI	Rio Grande
Piedra Vista	Valencia		Sandia
Santa Fe			Valley
Santa Fe Prep			Volcano Vista
Santa Fe Waldorf			West Mesa
St. Michael's			
Taos			

## TENNIS: 3 CLASSES

**5A**                      **23 SCHOOLS**  
**4A**                      **23 SCHOOLS**  
**A/AAA**                **17 SCHOOLS**  
**SMALL TEAM**       **4 SCHOOLS**

**TOTAL:                66 SCHOOLS**

### AAAAA TENNIS – 23 SCHOOLS – 5 DISTRICTS (1651-Above)

District 1	District 2	District 3	District 4	District 5
Cibola	Eldorado	Alamogordo	Carlsbad	ABQ. High
Cleveland	La Cueva	Gadsden	Clovis	Atrisco Heritage
Rio Rancho	Sandia	Las Cruces	Hobbs	Highland
Santa Fe	Manzano	Mayfield		Rio Grande
Volcano Vista		Oñate		Valley
				West Mesa

### AAAA TENNIS – 23 SCHOOLS – 5 DISTRICTS (901-1650)

District 1	District 2	District 3	District 4	District 5
Belen	Bernalillo (girls only)	Centennial	Artesia	ABQ. Academy
Farmington	Capital	Cobre **	Goddard	Del Norte
Gallup	Española	Deming	Roswell	Moriarty
Grants	Los Alamos	Mesilla Valley**		St. Pius
Miyamura		Santa Teresa		
Piedra Vista		Silver **		

\*\* Class 4A- Due To Geographic Location

### A/AAA TENNIS – 17 SCHOOLS – 3 DISTRICTS (0-900)

District 1	District 2	District 3
Bosque School	Raton	Lovington
Hope Christian	Robertson	NMMI (boys only)
Desert Academy (Indiv. Only)	Taos	Portales
Evangel Christian (Indiv. Only)	Santa Fe Waldorf (Indiv. Only)	Ruidoso
Sandia Prep	West Las Vegas (girls only)	
Santa Fe Prep		
St. Michael's		
Rehoboth (Indiv. Only)		

### BOYS & GIRLS- SMALL TEAM TENNIS- 4 SCHOOLS

Desert Academy
Evangel Christian
Rehoboth
Santa Fe Waldorf



## TRACK AND FIELD: 5 CLASSES

**5A**            **23 SCHOOLS**  
**4A**            **25 SCHOOLS**  
**3A**            **22 SCHOOLS**  
**2A**            **41 SCHOOLS**  
**1A**            **42 SCHOOLS**

**TOTAL:        150 SCHOOLS**

### AAAAA TRACK AND FIELD – 23 SCHOOLS – 5 DISTRICTS (1651-Above)

District 1	District 2	District 3	District 4	District 5
Cibola	Eldorado	Alamogordo	Carlsbad	ABQ. High
Cleveland	La Cueva	Gadsden	Clovis	Atrisco Heritage
Rio Rancho	Manzano	Las Cruces	Hobbs	Highland
Santa Fe	Sandia	Mayfield		Rio Grande
Volcano Vista		Oñate		Valley
				West Mesa

### AAAA TRACK AND FIELD – 25 SCHOOLS – 6 DISTRICTS (901-1650)

District 1	District 2	District 3	District 4	District 5	District 6
Aztec	Bernalillo	Centennial	Artesia	ABQ. Academy	Belen
Farmington	Capital	Chaparral	Goddard	Del Norte	Gallup
Kirtland Central	Española	Deming	Roswell	Moriarty	Grants
Piedra Vista	Los Alamos	Santa Teresa		St. Pius	Los Lunas
					Miyamura
					Valencia

### AAA TRACK AND FIELD – 20 SCHOOLS – 5 DISTRICTS (401-900)

District 1	District 2	District 3	District 4	District 5
Bloomfield	Raton	Hot Springs	Lovington	Hope Christian
Shiprock	Robertson	Silver	Portales	Pojoaque
Thoreau	Taos	Socorro	NMMI	Sandia Prep
Wingate	West Las Vegas		Ruidoso	Santa Fe Indian
				St. Michael's

**AA TRACK AND FIELD – 41 SCHOOLS – 8 DISTRICTS (126-400)**

District 1	District 2	District 3	District 4
Crownpoint	Dulce	Mesa Vista	Desert Academy
Navajo Pine	Navajo Prep	Penasco	Monte del Sol
Newcomb		Questa	Mora
Ramah			Pecos
Rehoboth			Santa Fe Prep
Shiprock NW			Acad. For Tech.& Classics
Tohatchi			
Zuni			
District 5	District 6	District 7	District 8
Capitan	Clayton	Dexter	Bosque School
Cloudcroft	Santa Rosa	Eunice	Cuba
Cobre	Texico	Hagerman	East Mountain
Hatch Valley	Tucumcari	Loving	Estancia
Lordsburg			Laguna Acoma
Tularosa			Magdalena
			NACA
			School of Dreams

**A TRACK AND FIELD – 42 SCHOOLS – 8 DISTRICTS (0-125)**

District 1	District 2	District 3	District 4
Cimarron	Coronado	Dora	Clovis Christian
Des Moines	Escalante	Elida	Grady
Maxwell	Jemez Valley	Floyd	House
Mosquero	McCurdy	Fort Sumner	Logan
Roy	NMSD	Melrose	San Jon
Springer	Santa Fe Waldorf		
Wagon Mound	Victory Christian		
District 5	District 6	District 7	District 8
Animas	Alamo Navajo	Carrizozo	Gateway Christian
Cliff	Gallup Catholic	Corona	Jal
	Menaul	Hondo	Lake Arthur
	To'Hajiilee	Mountainair	Mescalero
	Tse Yi Gai	Vaughn	Tatum
			Valley Christian

## VOLLEYBALL: 6 CLASSES

<b>5A</b>	<b>23 SCHOOLS</b>
<b>4A</b>	<b>25 SCHOOLS</b>
<b>3A</b>	<b>22 SCHOOLS</b>
<b>2A</b>	<b>31 SCHOOLS</b>
<b>1A</b>	<b>31 SCHOOLS</b>
<b>B</b>	<b>18 SCHOOLS</b>

**TOTAL: 150 SCHOOLS**

### AAAAA VOLLEYBALL – 23 SCHOOLS – 5 DISTRICTS (1651-Above)

District 1	District 2	District 3	District 4	District 5
Cibola	Eldorado	Alamogordo	Carlsbad	ABQ. High
Cleveland	La Cueva	Gadsden	Clovis	Atrisco Heritage
Rio Rancho	Manzano	Las Cruces	Hobbs	Highland
Santa Fe	Sandia	Mayfield		Rio Grande
Volcano Vista		Oñate		Valley
				West Mesa

### AAAA VOLLEYBALL – 25 SCHOOLS – 6 DISTRICTS (901-1650)

District 1	District 2	District 3	District 4	District 5	District 6
Aztec	Bernalillo	Centennial	Artesia	ABQ. Academy	Belen
Farmington	Capital	Chaparral	Goddard	Del Norte	Gallup
Kirtland Central	Española	Deming	Roswell	Moriarty	Grants
Piedra Vista	Los Alamos	Santa Teresa		St. Pius	Los Lunas
					Miyamura
					Valencia

### AAA VOLLEYBALL – 20 SCHOOLS – 5 DISTRICTS (401-900)

District 1	District 2	District 3	District 4	District 5
Bloomfield	Raton	Hot Springs	Lovington	Hope Christian
Shiprock	Robertson	Silver	Portales	Pojoaque
Thoreau	Taos	Socorro	NMMI	Sandia Prep
Wingate	West Las Vegas		Ruidoso	Santa Fe Indian
				St. Michael's

**AA VOLLEYBALL – 32 SCHOOLS – 7 DISTRICTS (151-400)**

District 1	District 2	District 3	District 4
Crownpoint	Monte Del Sol	Bosque	Clayton
Navajo Pine	Mora	East Mountain	Santa Rosa
Navajo Prep	Pecos	Estancia	Texico
Rehoboth	Penasco	Laguna Acoma	Tucumcari
Newcomb	Santa Fe Prep		
Tohatchi			
Zuni			
District 5	District 6	District 7	
Capitan	Cobre	Cuba	
Dexter	Hatch Valley	Dulce	
Eunice	Lordsburg	Mesa Vista	
Loving	Mesilla Valley		
	Tularosa		

**A VOLLEYBALL – 30 SCHOOLS – 8 DISTRICTS (71-150)**

District 1	District 2	District 3	District 4
Cimarron	Alamo Navajo	Fort Sumner	Coronado
Questa	Desert Academy	Logan	Escalante
Springer	Jemez Valley	Melrose	McCurdy
	Magdalena		
	Menaul		
	Mountainair		
	To'Hajiilee		
District 5 Bi-District	District 6	District 7	District 8
Animas- A	Gallup Catholic	Cloudcroft	Dora
Carrizozo- B	Pine Hill	Hagerman	Floyd
Quemado- B	Ramah	Mescalero	Jal
Reserve- B	Shiprock NW		Tatum
	Tse Yi Gai		

**B VOLLEYBALL – 22 SCHOOLS – 4 DISTRICTS (0-70)**

District 1B	District 2B	District 3B	District 4B Bi-District
Evangel Christian	Clovis Christian	Corona	Animas- A
NMSD	Des Moines	Gateway Christian	Carrizozo- B
SF Waldorf	Elida	Hondo	Quemado- B
Temple Baptist	Grady	Lake Arthur	Reserve- B
Victory Christian	House	Valley Christian	
Walatowa	Roy/ Mosquero	Vaughn	
	San Jon		

Independent: Native American Charter Academy, South Valley Academy

## WRESTLING: 3 CLASSES

**5A                    21 SCHOOLS**

**AAAA                25 SCHOOLS**

**A/AAAA            13 SCHOOLS**

**TOTAL:            58 SCHOOLS**

### **AAAAA WRESTLING – 21 SCHOOLS – 4 DISTRICTS (1651-Above)**

District 1	District 2	District 3/4	District 5
Cibola	Eldorado	Carlsbad	ABQ. High
Cleveland	La Cueva	Gadsden	Atrisco Heritage
Rio Rancho	Manzano	Hobbs	Highland
Santa Fe	Sandia	Las Cruces	Rio Grande
Volcano Vista		Mayfield	Valley
		Oñate	West Mesa

### **AAAA WRESTLING – 24 SCHOOLS – 5 DISTRICTS (901-1650)**

District 1	District 2	District 3/4	District 5	District 6
Aztec	Bernalillo	Centennial	ABQ. Academy	Belen
Farmington	Capital	Chaparral	Del Norte	Gallup
Kirtland Central	Espanola	Deming	Moriarty	Grants
Piedra Vista	Los Alamos	Goddard	St. Pius	Los Lunas
		Roswell		Miyamura
		Santa Teresa		Valencia

### **A-AAA WRESTLING – 14 SCHOOLS – 3 DISTRICTS (0-900)**

District 1/5	District 2	District 3/4
Bloomfield	Pecos	Cobre
Foothill	Robertson	Ruidoso
Newcomb	Taos	Silver
Shiprock	Tucumcari	
St. Michael's	W. Las Vegas	
Wingate		



# New Mexico Activities Association

## Board of Directors Meeting – Sept. 21, 2011



### CROSS COUNTRY QUALIFYING STANDARDS

☒ Action Item  
☐ Discussion Item

☐ Referenda Item  
☒ Non-Referenda Item

**Presenter:**

Rudy Aragon, NMAA Assistant Director

**Proposal:**

Consider an adjustment to NMAA bylaw 7.14.2 (B1) to read that each district qualifies the top five (5) teams plus the top six (6) district meet finishers from non qualifying teams to the State Championships. This change would take effect for the 2011 State Cross Country Championships.

**Rationale:**

Currently NMAA bylaw 7.14.2 (B1) District Meet A-AA Classification Only reads:  
Districts 3 and 4 qualify the top four (4) teams in each district plus the top six (6) district meet finishers from non-qualifying teams to the State Championships. Districts 1 and 2 qualify the top five (5) teams in each district plus the top 10 district meet finishers from non qualifying teams to the State Championships.

**Budget Impact:**

None.

**NMAA Staff Recommendation:**

The NMAA staff supports this recommendation.

**Attachments:**

None.



# **New Mexico Activities Association**

## **Board of Directors Meeting – Sept. 21, 2011**



### **UPDATE – BOARD OF DIRECTORS' GOALS 2011-2012**

     Action Item  
√ Discussion Item

     Referenda Item  
√ Non-Referenda Item

#### **Presenter:**

Gary Tripp, NMAA Executive Director

#### **Discussion/ Information:**

### **2011-2012 NMAA Board of Director's Goals**

- 1) Develop potential bylaws to improve student-athlete achievement and school attendance.
- 2) Create an equitable standard of eligibility for all students (public, private, home school, cyber, alternative, etc.) to ensure impartiality and fairness.
- 3) Maintain a sound financial position with a balanced budget, while conducting first class state championships for all students in New Mexico.
- 4) Ensure equity in regards to public and private school participation.
- 5) Promote middle school participation.
- 6) Continue to analyze and promote quality communication practices (cell phone, internet, NMAA website, MVP, face-to-face, etc.) between the NMAA staff and the membership.

## Public/Private Comparison

Recap

Total # Private School Champions - FALL			
2006-2007	2007-2008	2008-2009	2009-2010
8 out of 26 0.31	6 out of 26 0.23	8 out of 26 0.31	6 out of 26 0.23
			2010-2011
			6 out of 27 0.23
Total # Private School Champions - FALL (excluding 5A)			
2006-2007	2007-2008	2008-2009	2009-2010
8 out of 20 0.40	6 out of 20 0.30	8 out of 20 0.40	6 out of 20 0.30
			2010-2011
			6 out of 21 0.29

Total # Private School Champions - WINTER			
2006-2007	2007-2008	2008-2009	2009-2010
7 out of 15 0.47	3 out of 15 0.20	4 out of 15 0.27	6 out of 15 0.40
			2010-2011
			5 out of 17 0.33
Total # Private School Champions - WINTER (excluding 5A)			
2006-2007	2007-2008	2008-2009	2009-2010
7 out of 12 0.58	3 out of 12 0.25	4 out of 12 0.33	6 out of 12 0.50
			2010-2011
			5 out of 14 0.36

Total # Private School Champions - SPRING			
2006-2007	2007-2008	2008-2009	2009-2010
6 out of 31 0.19	7 out of 31 0.23	8 out of 30 0.27	7 out of 31 0.23
			2010-2011
			5 out of 31 0.16
Total # Private School Champions - SPRING (excluding 5A)			
2006-2007	2007-2008	2008-2009	2009-2010
6 out of 23 0.26	7 out of 23 0.30	8 out of 22 0.36	7 out of 23 0.30
			2010-2011
			5 out of 23 0.22

Total # Private School Champions - BY YEAR			
2006-2007	2007-2008	2008-2009	2009-2010
21 out of 72 0.29	16 out of 72 0.22	20 out of 70 0.29	19 out of 72 0.26
			2010-2011
			16 out of 75 0.21
Total # Private School Champions - BY YEAR (excluding 5A)			
2006-2007	2007-2008	2008-2009	2009-2010
21 out of 55 0.38	16 out of 55 0.29	20 out of 54 0.37	19 out of 55 0.35
			2010-2011
			16 out of 58 0.28

Total percentage over past 5 years = 0.25

Total percentage over past 5 years (excluding 5A) = 0.33



## Public/Private Comparison

Total percentage of private schools  
in NMAA membership 2010-2011 = 27 out of 168 0.16

# of public schools with a title in 5 years	71	0.51	# without	69	0.49
# of private schools with a title in 5 years	12	0.44	# without	15	0.56
% of public schools with 3 or more titles in one sport over 5 years					0.31
% of private schools with 3 or more titles in one sport over 5 years					0.50

*above data based on 2010-2011 NMAA membership*

By Class	2006-2007	2007-2008	2008-2009	2009-2010	2010-2011 TOTAL
B	NA	NA	NA	NA	0
6-man	0	0	0	0	1
8-man	1	0	0	0	1
1A	2	1	0	1	4
1A-2A	0	0	0	1	2
1A-3A	3	4	5	6	21
1A-5A	2	1	2	2	9
2A	1	0	0	1	3
3A	5	3	4	4	21
4A	7	7	9	4	30
5A	0	0	0	0	0
	21	16	20	19	92

## Public/Private Comparison

Total # of Championships  
'06-'07 through '10-'11

School	#	School	#	School	#
<b>Albuquerque Academy</b>	31	Atrisco Heritage Academy	0	Espanola Military Academy	0
<b>Bosque School</b>	8	Aztec High School	1	Espanola Valley High School	1
Clovis Christian School	0	Bataan Military Academy	0	Estancia High School	4
Cottonwood Classical Prep School	0	Belen High School	2	Eunice High School	1
Desert Academy	0	Bernalillo High School	0	<b>Farmington High School</b>	6
Evangel Christian Academy	0	<b>Bloomfield High School</b>	5	Floyd High School	1
Gallup Catholic High School	1	Capital High School	0	Foothill High School	0
Gateway Christian High School	4	Capitan High School	1	<b>Fort Sumner High School</b>	15
<b>Hope Christian High School</b>	9	<b>Carlsbad High School</b>	5	Gadsden High School	1
King's Gate Academy	0	Carrizozo High School	1	Gallup High School	3
Las Cruces Catholic	0	Chaparral High School	0	Goddard High School	5
Legacy Christian Academy	0	<b>Cibola High School</b>	7	Grady High School	0
McCurdy High School	0	Cimarron High School	2	Grants High School	0
Menaul High School	0	Clayton High School	0	Hagerman High School	4
<b>Mesilla Valley Christian School</b>	3	Cleveland High School	0	Hatch Valley High School	0
New Life Baptist Academy	0	Cliff High School	3	Highland High School	2
NMMI High School	2	Cloudcroft High School	2	Hobbs High School	1
Rehoboth High School	0	Clovis High School	2	Hondo Valley High School	1
Sandia Prep High School	8	Cobre High School	1	Hot Springs High School	0
Santa Fe Indian School	4	Coronado High School	0	House High School	0
Santa Fe Prep	1	Corona High School	0	Jal High School	1
Santa Fe Waldorf School	0	Crownpoint High School	0	Jemez Valley High School	1
<b>St. Michael's High School</b>	13	Cuba High School	0	Kirtland Central High School	1
<b>St. Pius X High School</b>	9	Del Norte High School	0	<b>La Cueva High School</b>	25
Temple Baptist Academy	0	<b>Deming High School</b>	3	Laguna Acoma High School	1
Valley Christian Academy	0	Des Moines High School	0	Lake Arthur High School	2
Victory Christian School	0	Dexter High School	0	Las Cruces High School	2
Acad. For Tech. and The Classics	0	Dora High School	0	Logan High School	0
Alamogordo High School	1	Dulce High School	0	Lordsburg High School	2
Alamo Navajo School	0	East Mountain High School	0	<b>Los Alamos High School</b>	12
Albuquerque High School	0	<b>Eldorado High School</b>	7	Los Lunas High School	0
Animas High School	2	Elida High School	2	<b>Loving High School</b>	6
<b>Artesia High School</b>	6	Escalante High School	0	<b>Lovington High School</b>	8
School	#	School	#	School	#

highlighted schools have won 3 or more championships in the same sport from '06-'07 through '10-'11

## Public/Private Comparison

Total # of Championships  
'06-'07 through '10-'11

Magdalena High School	0	<b>Robertson High School</b>	6	Wingate High School	1
Manzano High School	0	Roswell High School	3	W. Las Vegas High School	0
Maxwell High School	0	Roy High School	0	Zuni High School	2
<b>Mayfield High School</b>	7	Ruidoso High School	3		
<b>Melrose High School</b>	3	<b>Sandia High School</b>	6		
Mesa Vista High School	0	San Jon High School	0		
Mescalero Apache School	0	Santa Fe High School	0		
Miyamura High School	0	Santa Rosa High School	2		
Monte del Sol	0	Santa Teresa High School	0		
Mora High School	0	School of Dreams	0		
Moreno Valley High School	0	Shiprock High School	0		
Moriarty High School	2	Shiprock Northwest	0		
Mosquero High School	0	<b>Silver High School</b>	3		
Mountainair High School	1	Socorro High School	5		
Native American Comm. Acad.	0	South Valley Academy	0		
<b>Navajo Pine High School</b>	7	Springer High School	0		
Navajo Prep High School	1	Taos High School	0		
Newcomb High School	0	Tatum High School	2		
NM School for the Deaf	1	<b>Texico High School</b>	13		
Onate High School	1	Thoreau High School	0		
Pecos High School	0	Tierra Encantada	0		
Penasco High School	0	To'Hajiilee High School	0		
<b>Piedra Vista High School</b>	9	Tohatchi High School	0		
Pine Hill High School	0	Tse Yi Gai High School	0		
<b>Pojoaque Valley High School</b>	7	Tucumcari High School	1		
Portales High School	2	Tularosa High School	1		
Quemado High School	1	Valencia High School	0		
Questa High School	0	Valley High School	1		
Ramah High School	0	Vaughn High School	0		
Raton High School	1	Volcano Vista High School	3		
Reserve High School	0	Wagon Mound High School	0		
Rio Grande High School	0	Walatowa High Charter School	0		
<b>Rio Rancho High School</b>	13	West Mesa High School	0		

highlighted schools have won 3 or more championships in the same sport from '06-'07 through '10-'11

Dear Mr. Tripp,

I am writing you today to address a concern that involves the majority of the high school Athletic Trainers in the state. Recently the sports specific committee and the board of directors of the NMAA approved the new start date for football as August 1st for this coming fall. As you are well aware, football is a collision sport with a high incidence for catastrophic injury. Because of this, any Athletic Trainer who is employed by a school system is compelled; by their professionalism, to be present when a full contact practice or a game is in session. This new start date is more than a week in advance from the first day of classes for the majority of the school districts in the state. Because of football's nature, Athletic Trainers will be present for the first practice, well in advance of their contract start time. There are some school districts (all be it few) that grant extra days, but in this time of budget constraints even those lucky few will not see a wage increase. An already over worked and underpaid group of individuals are now being told to work an extra 10 days without compensation. It is blatantly obvious that no consideration was given to this fact. To add insult to injury, not only were Athletic Trainers not consulted, they were not even informed of the change.

It is obvious to my colleagues and I that this decision was made arbitrarily to satisfy the perceived inequality of a few, with little concern to the eventual repercussions. I will set aside for now the injustices handed Athletic Trainers (which based on your departments actions seems to be trivial) and list a few other details which I doubt were given adequate consideration.

- 1) House bill 432: It is mind boggling to me that at a time when school districts are struggling to satisfy this laws requirements the governing body of athletics would grant a special consideration to a male dominate sport. It becomes even more bewildering when it is granted to the sport which is often the underlying source of the problem. Eventually it will all come back to money spent per sport.
- 2) Longer seasons: All fall sports are going to demand the same consideration be given to them. Soon the winter and the spring sports are going to see an inequity and want 10 extra days as well. Do you really want all seasons to be 10 days (or more) longer?
- 3) Public perception: This is a time of economic down turn when many schools are being forced to tighten their budgets. Is granting football nearly two extra weeks going to be

seen as a monetarily wise decision? Not only is the cost of paying coaches and support personnel an issue but the cost of providing benefits for these people as well. Where does this financial burden fall and on whose desk? These issues need to be closely scrutinized and a clear and understandable answer should be provided.

4) Student athlete safety: Almost weekly during the hot summer and early fall months an article will come out regarding young athletes suffering from heat related illness or death. Adding an extra 10 days of two a day practice (which have little regulation) in early August exponentially increases the likely hood of our athletes becoming victims to this serious and sometimes fatal condition. The NATA and National Federations have position statements regarding the safe practice and acclimation for preseason activity. These position statements need to be heeded.

Mr. Tripp, I am fully aware that you have no input into Athletic Trainers compensations but that is not the intention of this letter. What you do have control of is the actions of your department. What I am imploring you to do is to consider the issues set forth in this correspondence. Please reflect on (or re-reflect) each of them and maybe consider a recommendation to the board to reconsider this decision of an earlier start date for football.

Please feel free to discuss with me this issue so that we can possibly reach a point of equitable understanding.

Looking forward to further correspondence,

Sincerely,

[REDACTED]

[REDACTED]

## **Football Sports Specific Committee Report**

Director: Randy Adrian, NMAA Assistant Director

### **2010-2011**

#### **Discussion Items for potential rule changes:**

- Eliminating the 50 point mercy rule
- Creating spring football practice
- Discussion of power ranking system for play-offs
- 6 man – only the district champion to qualify
- Class A – would like to increase play-off teams from 6 to 8
- Coaches do not like the proposed NMOA system that limits an official to calling three play-off games in one season and only one championship game.
- Lightning policy discussed.

#### **Action:**

- 50 point mercy rule remained in tact for another year since it hadn't really been given a chance.
- Spring football practice was changed to starting a week earlier in the fall. Feedback from coaches has been 98% positive. They really appreciate the extra week. It's good for kids and programs.
- Power ranking system was applied to last years teams for discussion. It will be discussed at the next meeting in December.
- 6-man district champion only qualify was not brought to board, there are only two districts and nine teams. Remains as the district champion and runner-up as automatic qualifiers with two at-large selections.
- Class A (qualify 8 teams) – there are only 12 teams currently playing Class A football.
- Officials play-off selection system was re-vamped by a committee made up of coaches and officials.
- Lightning policy was changed to follow the NFHS rulebook. A suspended game policy was added.

**This was my first year. Next meeting is in December 2011.**

## **Soccer Sports Specific Committee Report**

Director: Robert Zayas, NMAA Associate Director

### **2010-2011**

#### **Discussion Items for potential rule changes:**

- Overtime procedures in regular season and post season
- Overtime procedures in JV games
- Misconduct progression rule
- Number of teams in the state tournament
- State Tournament format

#### **Action:**

- Overtime procedures in JV games – Commission, Board, Referenda- **Passed**

### **2009-2010**

#### **Discussion Items for potential rule changes:**

- Misconduct progression rule
- 16 vs. 12 Teams in State Tournament
- Seeding and Selection committee representatives

#### **Action:**

- No items brought before Commission for implementation

### **2008-2009**

#### **Discussion Items for potential rule changes:**

- Revising the soccer tie breaking procedures for pool play.
- Uniform district seeding/tie breaking procedures for all team sports
- Olympic Development Teams and US Federation play for select athletes
- Alignment and classification of Class A-AAA

#### **Action:**

- Uniform district seeding/tie breaking procedures for all team sports – Commission, Board- **Passed**
- Revising the soccer tie breaking procedures for pool play – Commission, Board - **Passed**

## **Volleyball Sports Specific Committee Report**

Director: Sally Marquez, NMAA Associate Director

### **Discussion Items**

- Pool Play at the State Tournament
- 14 Uniformed Members at District and State Tournament
- Selecting 12 teams to the State Tournament instead of 16
- 3 ball rotation
- Colored panel ball at State
- Facility with multiple courts
- Pool Play games at State Tournament to 25 points instead of 21 points
- Enacted the libero position prior to the NFHS rule
- 1st round matches at State Tournament site

### **Action:**

- Pool Play at the State Tournament
- 12 teams qualifying to the state tournament
- 1<sup>st</sup> round matches at state tournament site
- 14 Uniformed Members at District and State Tournament
- Enacting libero position prior to the NFHS rule (experimental state)

### **Changes that did not require Board approval:**

- Sport Court at State Tournament venue
- Colored panel ball at State
- 3 Ball rotation for quarters, semis and finals
- Pool play to 25 points instead of 21



## Cross Country Sport Specific Committee Report

Director: Rudy Aragon, NMAA Assistant Director

2008-09

### ***Discussion Items for Potential Rule Changes:***

1. Adjust individual qualifying standard for the State Cross Country Championships from top ten overall to top three from non-qualifying teams.

Action:

Board of Directors approved recommended adjustment

2. Adjust A-AA classification from six districts to four.

Action:

Board of Directors approved recommended adjustment

3. Adjust number of teams qualifying for the State Cross Country Championships for the A-AA classification to five in District 1 and four in Districts 2,3 and 4.

Action:

Board of Directors approved recommended adjustment

2009-10

1. Adjust individual qualifying standard for the State Cross Country Championships from top ten overall to top six from non-qualifying teams.

Action:

Board of Directors approved recommended adjustment.

2010-11

1. Adjust number of varsity runners a team is allowed to enter in their District Meet from seven to nine.

Action:

Board of Directors approved recommended adjustment

## Wrestling Sport Specific Committee Report

Director: Scott Evans, NMAA Assistant Director

### **2010-11**

Discussion items for potential rule changes:

- Adjustments to Class 3A qualifying for 2010-11 state tournament, if necessary
- Advisory vote – NFHS weight class proposals (2) – keep the current weights
- Change 2 day event limit point value from 6 to 5
- Adjust 5A state qualifying to include 2 wild cards (fill bracket of 16)

Action:

- No adjustments to Class 3A were needed
- Advisory vote submitted to NFHS, NFHS rules committee changed the weight classes
- Event limit point value change failed at Commission meeting on 5/25/2011
- Adjust 5A state qualifying change failed at Commission meeting on 5/25/2011

### **2009-10**

Discussion items for potential rule changes:

- Adjustments to Class 3A qualifying for 2009-10 state tournament
- Event limitations change from 14 events to 32 points (failed committee)
- NFHS weight class advisory vote – 3 proposals – keep current weights w/comments

Action:

- Adjustments to Class 3A qualifying passed by Commission and Board
- Event limitations ultimately change based upon staff recommendation & school referenda

### **2008-09**

Discussion items for potential rule changes:

- Adjustments to state qualifying in 3A, 4A, 5A for 2008-09 season
- Adjustments to state qualifying for 2009-10 season

Action:

- 2008-09 Adjustments approved by Commission and Board
- 2009-10 Adjustments approved by Commission and Board

Notes:

- Does not reflect discussion and policy changes that are the purview of staff (e.g. state tournament administration) and/or the wrestling sport specific committee (e.g. wrestling weight management program) or items that were discussed but did not “pass” the wrestling sport specific committee (e.g. girls wrestling)

## **Basketball Sports Specific Committee Report**

Director: Sally Marquez, NMAA Associate Director

### **Discussion Items:**

- 14 Uniformed Members at District and State Tournament
- Seeding and Selection
- Seeding and Selection process with coaches input
- State Tournament Coaches Passes
- State Tournament Coaches Passes for retired coaches
- Chair back seating at the Pit for all coaches
- Hospitality Room
- State Tournament Schedule – Who plays in the Pit and who plays at Santa Ana Star Center
- Class B Championship game in the Pit or at Santa Ana Star Center
- Officials – Meeting between officials and coaches prior to the season
- Officials – Consistency across the state
- Ability to cut down the nets after championship game
- Limiting summer activity to number of games and/or tournaments
- Basketball season ending one or two weeks earlier

### **Action:**

- Seeding and Selection Process adopted for basketball the year prior to it being implemented in all sports.
- 14 Uniformed Members at District and State Tournament (Took to Board on two separate occasions.)
- NMAA staff seed and select state tournament teams with Coaches' Input and Coaches' Poll as criteria
- Change to summer activity (Did not pass Commission)

### **Changes that did not require Board approval:**

- Class B Championship game at the Pit
- Official and Coaches' Summit across the state (2007-08)
- Active rules clinic thru Proview Network (2008-09)
- Referee Educational Forum for basketball officials

## **Swimming / Diving Sports Specific Committee Report**

Director: Bill Cleland, NMAA Assistant Director

### **2010-2011**

No formal meeting – there was never a time when positions on the Committee were all filled and there were no pressing items brought up for discussion

### **2009-2010**

#### **Discussion Items:**

- Make the State qualifier rule the same as track (i.e. 1<sup>st</sup> and 2<sup>nd</sup> place at District auto-qualify)
- In an effort to cut costs, allow districts to hold the District Championship any time during the season and then be allowed to hold regular meets between District and State

#### **Action:**

- Allow 1<sup>st</sup> and 2<sup>nd</sup> place finishers at District to automatically qualify for State - Commission, Board - **Passed**
- Allow districts to hold District Championship any time during the season - Commission - **Failed**
- Allow schools to hold regular season meets between the District and State Championships - Commission – **Failed**
- Moved start time for swimming prelims to 3:00 pm

### **2008-2009**

#### **Discussion Items:**

- Concern about hosting diving event (requirement for all for 08-09 season)
- Concern about divers competing on Friday until after 10 pm and having to return Saturday at 7 am

#### **Action:**

- Allowed Taos and Alamogordo (the only schools without diving facilities) to hold qualifying meets and make arrangements when possible with other schools to host diving
- Held diving prelims at West Mesa Aquatic and moved start time for swimming prelims to 4:30 pm

## **Softball Sports Specific Committee Report**

Director: Gene Pino, NMAA Assistant Director  
Randy Adrian, NMAA Assistant Director

### **2010-2011**

#### **Discussion Items for potential rule changes:**

- Number of teams in the state tournament A-AA to 16
- State Tournament format Single 1<sup>st</sup> Round – Double Elimination

#### **Action:**

- Both approved – Commission, Board, Referenda- **Passed**

### **2009-2010**

#### **Discussion Items for potential rule changes:**

- Single Elimination (Travel and Budget
- 16 vs. 12 (A-AA) Teams in State Tournament
- Seeding and Selection committee representatives (NMAA)

#### **Action:**

- Single Elimination in Las Cruces due to budgets

### **2008-2009**

#### **Discussion Items for potential rule changes:**

- International (NFHS) Tie Breaker all levels.
- Double first base for safety (optional).
- Double Elimination 16 teams state tournament format.
- Adding new schools play softball A-AA from 15 to 23.

#### **Action:**

- Adopted International tie breaking procedures for all levels – Commission, Board- **Passed**

Note: Whenever baseball received 2 out of 3 softball received double elimination.

# Baseball Sports Specific Committee Report

Director: Dusty Young, NMAA Assistant Director

## 2010-2011

### Discussion Items:

- Seeding/Selection
- Home/Visitor during State (coin flip or higher seed)
- Pitching Restrictions
- Wood Bats vs. Metal Bats

### Items that the Committee passed on to the Commission:

- Voted use only wood/composite wood bats during 2011-2012: Passed by Commission, Passed by Board, Passed by Referenda  
PASSED AS NEW NMAA BYLAW

## 2009-2010

### Discussion Items:

- Seeding/Selection
- State Tournament Format (bringing back 2 out of 3)
- Pitching Restrictions
- Coach Ejections vs. Restrictions to Dugout
- Elimination of Protests
- Clarifications on time limits (invitational tournaments)
- Handling of forfeited games (posting scores, procedures, etc.)
- Playing Limitations

### Items that the Committee passed on to the Commission:

- Voted to bring back the 2 out of 3 series in the first round of the state tournament for Class 3A-5A: Passed by Commission, proposal died due to lack of a second at Board. However, this was again taken to the Commission and Board in the Fall of 2010 where it did pass. PASSED AS NMAA BYLAW
- Voted to remove protests from baseball: Passed by Commission, Board, and Referenda. PASSED AS NEW NMAA BYLAW
- Voted to clarify time limits allowed during invitational tournaments and how to handle forfeited games: Passed by Commission, Board, and Referenda.  
PASSED AS NEW NMAA BYLAW

## 2008-2009

### Discussion Items:

- Class A/2A – Combined at the time, but wanted to hold separate state tournaments
- Home/Visitor during State (coin flip or higher seed)
- Pitching Restrictions
- Universal District Tiebreakers
- Out of Season Coaching
- Facilities used for State Tournament
- Pace of Play

### Items that the Committee passed on to the Commission:

- Voted to accommodate small school requests of splitting A/2A into two classes for State: Passed by Board of Directors, ENFORCED BY NMAA FOR 2009 CHAMPIONSHIPS
- Voted to change universal district tiebreakers for baseball slightly. Changed from least runs scored to run differential (cap 10) being a criteria: Passed by Commission, Board, Referenda,  
PASSED AS NEW NMAA BYLAW

# **Track & Field Sports Specific Committee Report**

Director: Robert Zayas, NMAA Associate Director

## **2010-2011**

### **Discussion Items for potential rule changes:**

- Middle School Qualifying Athletes for State Championships
- FAT Times and State Records
- False Start Rule
- 800 M Relay
- Indoor Meet Limitation

### **Action:**

- Surveyed all Track & Field Coaches on indoor meet regulations (coaching and competition) and District Scoring meets.
- District Scoring- Commission – **Failed**
- Indoor Meet Limitation- Commission – **Failed**

## **2009-2010**

### **Discussion Items for potential rule changes:**

- Track & Field regular season meet reductions
- USA Track & Field Indoor Championships High School 1600 m relay teams wavered for 2010.
- Coaches serving at meet officials.
- Provisional Qualifiers at the State Meet.
- False Start Rule.
- Pole Vault Certification for a four-year period.

### **Action:**

- Surveyed all Track & Field Coaches on False Start Rule, Meet Scoring, 4x800 Relay, Provisional Qualifiers.
- USA Track & Field Indoor Championships High School 1600 m relay teams wavered for 2010. Commission, Board - **Passed**
- Coaches serving at meet officials. Commission, Board, Referenda - **Passed**
- Pole Vault Certification for a four-year period. Commission, Board, Referenda - **Passed**

## **2008-2009**

### **Discussion Items for potential rule changes:**

- State Championship meet schedule (long jump and triple jump- Class A/AA and 800m and 3200 m- Class 3A-5A).
- Alignment of Track & Field Schools.
- 4x200m relay (in lanes)

### **Action:**

- 4x200m relay (in lanes)– Commission, Board- **Passed**

# **Golf Sports Specific Committee Report**

Director: Bill Cleland, NMAA Assistant Director

## **2010-2011**

### **Discussion Items:**

- Possible ways to cut expenses for schools and keep costs to a minimum
- Requirement to attend the Sunday night banquet
- Change the golf season to Fall only (State to be held in November)
- Require HS golfers to have a USGA handicap

### **Action:**

- Remove the NMAA golf bylaw requiring the Sunday golf banquet - Commission, Board - **Passed**

## **2009-2010**

### **Discussion Items:**

- Teams are automatically qualifying for State by “winning” their District even though they may have the only full team
- In an effort to cut costs, allow schools to qualify more than twice on any one course but require them to have qualifying legs on at least two courses
- Concerns about teams not showing up for events and denying other teams/individuals the opportunity to qualify for State due to the requirement that a minimum of three schools is needed for a qualifying event
- Possible bylaw that will only allow one missed day of classes per week

### **Action:**

- District champion as automatic qualifier to State only if they shoot a qualifying score and have not already qualified - Commission, Board - **Passed**
- Remove reference to “designated home course” from bylaws - Commission, Board - **Passed**

## **2008-2009**

### **Discussion Items:**

- Concerns about missed school time, especially during last 9 weeks of school
- Concerns about cheating to make qualifying scores
- Concerns about pace of play, especially at State
- Concern with the lack of girl participants (not substantiated by number of qualifiers)
- Consider changing qualifying system (regional qualifiers instead of “3 legs”)
- Consider 9 hole events for qualifying purposes
- Allow individual school competitors to qualify legs if not competing on the team

### **Action:**

- Allow school members who compete on a “space available basis” to qualify legs for State as team members do - Commission, Board - **Passed**



## **Tennis Sports Specific Committee Report**

Director: Sally Marquez, NMAA Associate Director

### **Discussion Items:**

- 6-3 Format
- Uniform policy for member schools
- Declaration of lineup in April to avoid “stacking”
- Two weekend state championship to a 3-day event
- Eliminate ad-scoring in early rounds to save time
- Reinstate ad-scoring (following year)
- Add third place match in individual competition
- Institute Small Team Division
- An at-large team in classes 4A and 5A to qualify to state

### **Action:**

- 6-3 Format for team championship
- Institute Small Team Division
- 3-day state championship tennis event
- At-large team qualifying to state championships (Did not pass)

### **Changes that did not require Board approval:**

- Add third place match in individual competition
- Ad-scoring
- Uniform requirement for state championships
- Declaration of line-up to avoid stacking

# 2014-2015, 2015-2016 Block

**Draft**  
**A**

5A = 26 Total Schools (26 FB/ 26 BB) 2310-1347 < 1.71 >  
 4A = 26 Total Schools (26 FB/ 26 BB) 1321-776 < 1.70 >  
 3A = 26 Total Schools (22 FB/ 26 BB) 738-305 < 2.41 >  
 2A = 26 Total Schools (21 FB/ 26 BB) 305-138 < 2.21 >  
 1A = 26 Total Schools (14 FB/ 26 BB) 138-80 < 1.73 >  
 B/ 6-Man = 27 Total Schools (13 FB/ 27 BB) 79-15 < 5.26 >

\* 156 Basketball schools divided into 6 equal classifications  
 \* 1.5 Multiplier for all non attendance zone schools  
 \* In the sport of football, schools may play at their actual classification, and play up in all other sports.  
 \* 3 Yr. Average (2010, 2011, 2012) Grades 9-12th 80-Day Enrollment Count

3 Year Average ( **2010** , 2011, 2012)

	FB School	BB School	Total	SCHOOL	Gr. 09	Gr. 10	Gr. 11	12	Multiplier	2010 (80)
5A	1	1	1		680	634	501	495		2310
	2	2	2		752	548	499	497		2296
	3	3	3		701	597	512	460		2270
	4	4	4		612	588	509	509		2218
	5	5	5		571	558	530	537		2196
	6	6	6		577	641	536	398		2152
	7	7	7		695	616	392	392		2095
	8	8	8		633	533	480	442		2088
	9	9	9		600	660	448	362		2070
	10	10	10		536	513	508	485		2042
	11	11	11		505	538	519	396		1958
	12	12	12		580	507	452	372		1911
	13	13	13		626	477	406	353		1862
	14	14	14		500	500	500	325		1825
	15	15	15		466	542	446	370		1824
	16	16	16		433	455	401	417		1706
	17	17	17		449	459	417	361		1686
	18	18	18		472	459	325	427		1683
	19	19	19		515	421	374	318		1628
	20	20	20		602	386	328	280		1596
	21	21	21		379	454	416	329		1578
	22	22	22		402	403	358	378		1541
	23	23	23		538	407	271	308		1524
	24	24	24		483	415	310	288		1496
	25	25	25		525	424	268	268		1485
	26	26	26		400	352	307	288		1347
	FB School	BB School	Total	SCHOOL	Gr. 09	Gr. 10	Gr. 11	12	Multiplier	2010 (80)
	1	1	1		439	296	332	254		1321
	2	2	2		316	401	281	318		1316
	3	3	3		480	317	271	243		1311

4A	4	4	4	SCHOOL	376	366	322	225		1289		
	5	5	5		360	345	280	271		1256		
	6	6	6		190	212	209	203	1..5*	1221		
	7	7	7		372	287	322	209		1190		
	8	8	8		274	307	283	270		1134		
	9	9	9		290	278	282	266		1116		
	10	10	10		327	310	216	238		1091		
	11	11	11		339	311	230	210		1090		
	12	12	12		302	347	190	228		1067		
	13	13	13		318	290	256	197		1061		
	14	14	14		310	268	225	218		1021		
	15	15	15		288	250	254	206		998		
	16	16	16		311	273	230	166		980		
	17	17	17		161	174	166	150	1.5*	977		
	18	18	18		236	289	233	197		955		
	19	19	19		285	242	237	186		950		
	20	20	20		272	237	219	202		930		
	21	21	21		267	205	212	179		863		
	22	22	22		194	147	111	108	1.5*	840		
	23	23	23		235	193	210	198		836		
	24	24	24		245	212	179	175		811		
	25	25	25		224	216	169	174		783		
	26	26	26		145	123	120	129	1.5*	776		
	FB School BB School Total				SCHOOL	Gr. 09	Gr. 10	Gr. 11	12	Multiplier	2010 (80)	
	3A	1	1		1	SCHOOL	240	170	181	147		738
		2	2		2		241	176	152	163		732
3		3	3	220	166		162	177		725		
4		4	4	187	210		174	147		718		
5		5	5	185	173		188	164		710		
6		6	6	127	105		116	116	1.5*	696		
7		7	7	117	135		108	97	1..5*	685		
8		8	8	168	169		140	138		615		
9		9	9	95	95		125	78	1.5*	590		
10		10	10	167	132		119	141		559		
		11	11	92	92		86	101	1.5*	557		
		12	12	106	85		96	68	1.5*	533		
11		13	13	147	125		118	138		528		
12		14	14	145	118		122	131		516		
		15	15	81	77		71	74	1.5*	455		
13		16	16	92	125		95	107		419		
14		17	17	120	114		93	91		418		
15	18	18	99	112	73	105		389				
16	19	19	132	81	75	95		383				
17	20	20	83	97	105	94		379				

	18	21	21		105	102	77	80		364
	19	22	22		90	94	90	84		358
		23	23		65	59	56	56	1.5*	354
	20	24	24		91	85	79	70		325
	21	25	25		98	78	62	82		320
	22	26	26		93	82	57	73		305
	FB School	BB School	Total	SCHOOL	Gr. 09	Gr. 10	Gr. 11	12	Multiplier	2010 (80)
		1	1		50	57	48	48	1.5*	305
	1	2	2		78	93	62	69		302
		3	3		40	48	53	54	1.5*	293
	2	4	4		65	44	48	34	1.5*	287
	3	5	5		86	68	55	69	1.5*	278
	4	6	6		66	74	67	70		277
	5	7	7		72	63	68	58		261
2A	6	8	8		41	46	49	34	1.5*	255
	7	9	9		64	52	49	57		222
		10	10		52	51	35	58		196
	8	11	11		55	54	43	41		193
	9	12	12		52	56	43	36		187
	10	13	13		46	46	43	47		182
	11	14	14		55	44	47	34		180
	12	15	15		36	45	39	52		172
	13	16	16		48	48	42	32		170
	14	17	17		43	45	41	36		165
		18	18		30	31	30	19	1.5*	165
	15	19	19		41	41	39	42		163
		20	20		37	38	37	50		162
	16	21	21		23	28	24	32	1.5*	161
	17	22	22		52	39	34	32		157
	18	23	23		21	26	30	26	1.5*	155
	19	24	24		30	38	37	39		144
	20	25	25		33	32	41	33		139
	21	26	26		31	32	31	44		138
	FB School	BB School	Total	SCHOOL	Gr. 09	Gr. 10	Gr. 11	12	Multiplier	2010 (80)
		1	1		37	39	27	35		138
	1	2	2		30	36	35	33		134
	2	3	3		34	32	37	30		133
	3	4	4		37	36	33	21		127
		5	5		36	26	42	22		126
		6	6		29	27	39	26		121
		7	7		20	26	13	20	1.5*	119
	4	8	8		26	24	33	34		117
	5	9	9		49	29	16	23		117
	6	10	10		33	22	25	31		111

1A		11	11		41	24	23	23		111
	7	12	12		23	31	29	26		109
	8	13	13		21	15	28	41		105
	9	14	14		23	22	20	37		102
	10	15	15		25	25	25	25		100
	11	16	16		27	23	27	23		100
		17	17		15	19	15	17	1.5*	99
		18	18		24	30	18	26		98
	12	19	19		18	17	13	17	1.5*	98
		20	20		16	14	18	17	1.5*	98
		21	21		33	21	26	14		94
	13	22	22		18	24	23	28		93
		23	23		23	23	21	22		89
	14	24	24		20	20	24	21		85
		25	25		13	13	10	18	1.5*	81
		26	26		24	20	21	15		80
FB School BB School Total				SCHOOL	Gr. 09	Gr. 10	Gr. 11	12	Multiplier	2010 (80)
6-Man Class B		1	1		25	28	13	13		79
	1	2	2		13	14	12	8	1.5*	71
		3	3		13	19	17	20		69
	2	4	4		15	16	20	17		68
	3	5	5		17	15	9	23		64
		6	6		15	17	18	13		63
		7	7		11	11	10	10	1.5*	63
	4	8	8		13	17	10	21		61
		9	9		15	15	19	12		61
	5	10	10		14	17	21	8		60
	6	11	11		12	22	10	14		58
		12	12		8	15	12	16		51
	7	13	13		13	13	6	16		48
	8	14	14		11	14	13	9		47
	9	15	15		12	13	11	10		46
	10	16	16		5	9	4	12	1.5*	45
	11	17	17		8	18	7	11		44
		18	18		9	10	5	3	1.5*	41
		19	19		2	8	7	6	1.5*	35
	7	20	20		4	11	6	8		29
		21	21		7	8	8	5		28
	12	22	22		9	7	8	3		27
	13	23	23		7	8	5	4		24
		24	24		3	5	5	8		21
	13	25	25		6	1	4	6		17
	2	26	26		5	6	4	1		16
	13	27	27		1	5	6	3		15

**2014-2015, 2015-2016 Block**

**Draft  
B**

5A = 26 Total Schools (26 FB/ 26 BB) 2310-1425 < 1.62 >  
 4A = 26 Total Schools (26 FB/ 26 BB) 1347-776 < 1.73 >  
 3A = 26 Total Schools (22 FB/ 26 BB) 738-305 < 2.41 >  
 2A = 26 Total Schools (20 FB/ 26 BB) 305-138 < 2.21 >  
 1A = 26 Total Schools (15 FB/ 26 BB) 134-80 < 1.68 >  
 B/ 6-Man = 27 Total Schools (13 FB/ 27 BB) 79-15 < 5.26 >

\* 156 Basketball schools divided into 6 equal classifications  
 \* Multiplier (1.25 = Rural, 1.50 = Urban, 1.75 = APS/ Las Cruces)  
 \* In the sport of football, schools may play at their actual classification, and play up in all other sports.  
 \* 3 Yr. Average (2010, 2011, 2012) Grades 9-12th 80-Day Enrollment Count

3 Year Average ( **2010** , 2011, 2012)

	FB School	BB School	Total	SCHOOL	Gr. 09	Gr. 10	Gr. 11	12	Multiplier	2010 (80)
5A	1	1	1		680	634	501	495		2310
	2	2	2		752	548	499	497		2296
	3	3	3		701	597	512	460		2270
	4	4	4		612	588	509	509		2218
	5	5	5		571	558	530	537		2196
	6	6	6		577	641	536	398		2152
	7	7	7		695	616	392	392		2095
	8	8	8		633	533	480	442		2088
	9	9	9		600	660	448	362		2070
	10	10	10		536	513	508	485		2042
	11	11	11		505	538	519	396		1958
	12	12	12		580	507	452	372		1911
	13	13	13		626	477	406	353		1862
	14	14	14		500	500	500	325		1825
	15	15	15		466	542	446	370		1824
	16	16	16		433	455	401	417		1706
	17	17	17		449	459	417	361		1686
	18	18	18		472	459	325	427		1683
	19	19	19		515	421	374	318		1628
	20	20	20		602	386	328	280		1596
	21	21	21		379	454	416	329		1578
	22	22	22		402	403	358	378		1541
	23	23	23		538	407	271	308		1524
	24	24	24		483	415	310	288		1496
	25	25	25		525	424	268	268		1485
	26	26	26		190	212	209	203	1.75*	1425
	FB School	BB School	Total	SCHOOL	Gr. 09	Gr. 10	Gr. 11	12	Multiplier	2010 (80)
	1	1	1		400	352	307	288		1347
	2	2	2		439	296	332	254		1321
	3	3	3		316	401	281	318		1316

4A	4	4	4	SCHOOL	480	317	271	243		1311
	5	5	5		376	366	322	225		1289
	6	6	6		360	345	280	271		1256
	7	7	7		372	287	322	209		1190
	8	8	8		161	174	166	150	1.75*	1139
	9	9	9		274	307	283	270		1134
	10	10	10		290	278	282	266		1116
	11	11	11		327	310	216	238		1091
	12	12	12		339	311	230	210		1090
	13	13	13		302	347	190	228		1067
	14	14	14		318	290	256	197		1061
	15	15	15		310	268	225	218		1021
	16	16	16		288	250	254	206		998
	17	17	17		311	273	230	166		980
	18	18	18		236	289	233	197		955
	19	19	19		285	242	237	186		950
	20	20	20		272	237	219	202		930
	21	21	21		267	205	212	179		863
	22	22	22		235	193	210	198		836
	23	23	23		245	212	179	175		811
	24	24	24		117	135	108	97	1.75*	800
	25	25	25		224	216	169	174		783
	26	26	26		145	123	120	129	1.50*	776
FB School BB School Total				SCHOOL	Gr. 09	Gr. 10	Gr. 11	12	Multiplier	2010 (80)
3A	1	1	1	SCHOOL	240	170	181	147		738
	2	2	2		241	176	152	163		732
	3	3	3		220	166	162	177		725
	4	4	4		187	210	174	147		718
	5	5	5		185	173	188	164		710
	6	6	6		194	147	111	108	1.25*	700
	7	7	7		127	105	116	116	1.50*	696
		8	8		92	92	86	101	1.75*	649
		9	9		106	85	96	68	1.75*	621
	8	10	10		168	169	140	138		615
	9	11	11		95	95	125	78	1.50*	590
	10	12	12		167	132	119	141		559
		13	13		81	77	71	74	1.75*	530
	11	14	14		147	125	118	138		528
	12	15	15		145	118	122	131		516
	13	16	16		92	125	95	107		419
	14	17	17		120	114	93	91		418
	15	18	18		99	112	73	105		389
	16	19	19		132	81	75	95		383
	17	20	20		83	97	105	94		379

	18	21	21		105	102	77	80		364
	19	22	22		90	94	90	84		358
		23	23		65	59	56	56	*1.50	354
	20	24	24		91	85	79	70		325
	21	25	25		98	78	62	82		320
	22	26	26		93	82	57	73		305
	<b>FB School</b>	<b>BB School</b>	<b>Total</b>	<b>SCHOOL</b>	<b>Gr. 09</b>	<b>Gr. 10</b>	<b>Gr. 11</b>	<b>12</b>	<b>Multiplier</b>	<b>2010 (80)</b>
		1	1		50	57	48	48	1.50*	305
	1	2	2		78	93	62	69		302
	2	3	3		41	46	49	34	1.75*	298
		4	4		40	48	53	54	1.50*	293
	3	5	5		65	44	48	34	1.50*	287
	4	6	6		86	68	55	69		278
	5	7	7		66	74	67	70		277
	6	8	8		72	63	68	58		261
	7	9	9		64	52	49	57		222
2A		10	10		52	51	35	58		196
	8	11	11		55	54	43	41		193
	9	12	12		52	56	43	36		187
	10	13	13		46	46	43	47		182
	11	14	14		55	44	47	34		180
	12	15	15		21	26	30	26	1.75*	180
	13	16	16		36	45	39	52		172
	14	17	17		48	48	42	32		170
	15	18	18		43	45	41	36		165
		19	19		30	31	30	19	1.50*	165
	16	20	20		41	41	39	42		163
		21	21		37	38	37	50		162
	17	22	22		52	39	34	32		157
	18	23	23		30	38	37	39		144
	19	24	24		33	32	41	33		139
	20	25	25		31	32	31	44		138
		26	26		37	39	27	35		138
	<b>FB School</b>	<b>BB School</b>	<b>Total</b>	<b>SCHOOL</b>	<b>Gr. 09</b>	<b>Gr. 10</b>	<b>Gr. 11</b>	<b>12</b>	<b>Multiplier</b>	<b>2010 (80)</b>
	1	1	1		30	36	35	33		134
	2	2	2		23	28	24	32	1.25*	134
	3	3	3		34	32	37	30		133
	4	4	4		37	36	33	21		127
		5	5		36	26	42	22		126
		6	6		29	27	39	26		121
	5	7	7		26	24	33	34		117
	6	8	8		49	29	16	23		117
	7	9	9		33	22	25	31		111
		10	10		41	24	23	23		111



1A	8	11	11		23	31	29	26		109
	9	12	12		21	15	28	41		105
	10	13	13		23	22	20	37		102
	11	14	14		25	25	25	25		100
	12	15	15		27	23	27	23		100
		16	16		20	26	13	20	1.25*	99
		17	17		15	19	15	17	1.50*	99
		18	18		24	30	18	26		98
	13	19	19		18	17	13	17	1.50*	98
		20	20		13	13	10	18	1.75*	95
		21	21		33	21	26	14		94
	14	22	22		18	24	23	28		93
		23	23		23	23	21	22		89
	15	24	24		20	20	24	21		85
		25	25		16	14	18	17	1.25*	81
		26	26		24	20	21	15		80
FB School BB School Total				SCHOOL	Gr. 09	Gr. 10	Gr. 11	12	Multiplier	2010 (80)
6-Man Class B		1	1		25	28	13	13		79
		2	2		13	19	17	20		69
	1	3	3		15	16	20	17		68
	2	4	4		17	15	9	23		64
		5	5		15	17	18	13		63
		6	6		11	11	10	10	1.50*	63
	3	7	7		13	17	10	21		61
		8	8		15	15	19	12		61
	4	9	9		14	17	21	8		60
	5	10	10		13	14	12	8	1.25*	59
	6	11	11		12	22	10	14		58
		12	12		8	15	12	16		51
	7	13	13		13	13	6	16		48
	8	14	14		11	14	13	9		47
		15	15		9	10	5	3	1.75*	47
	9	16	16		12	13	11	10		46
	10	17	17		5	9	4	12	1.50*	45
	11	18	18		8	18	7	11		44
		19	19		2	8	7	6	1.75*	40
	7	20	20		4	11	6	8		29
		21	21		7	8	8	5		28
	12	22	22		9	7	8	3		27
	13	23	23		7	8	5	4		24
		24	24		3	5	5	8		21
	13	25	25		6	1	4	6		17
	1	26	26		5	6	4	1		16
	13	27	27		1	5	6	3		15

# 2014-2015, 2015-2016 Block

**Draft**  
**C**

5A = 26 Total Schools (26 FB/ 26 BB) 2310-1347 < 1.71 >

4A = 26 Total schools (26 FB/ 26 BB) 1321-725 < 1.82 >

3A = 26 Total Schools (23 FB/ 26 BB) 718-302 < 2.37 >

2A = 26 Total Schools (20 FB/ 26 BB) 278-133 < 2.09 >

1A = 26 Total Schools (14 FB/ 26 BB) 127- 66 < 1.92 >

B/ 6-Man = 27 Total Schools (14 FB/ 27 BB) 65-15 < 4.33 >

\* 156 Basketball schools divided into 6 equal classifications

\* No Multiplier

\* In the sport of football, schools may play at their actual classification, and play up in all other sports.

\* 3 Yr. Average (2010, 2011, 2012) Grades 9-12th 80-Day Enrollment Count

3 Year Average ( **2010**, 2011, 2012)

	FB School	BB School	Total	SCHOOL	Gr. 09	Gr. 10	Gr. 11	12	Multiplier	2010 (80)
5A	1	1	1		680	634	501	495		2310
	2	2	2		752	548	499	497		2296
	3	3	3		701	597	512	460		2270
	4	4	4		612	588	509	509		2218
	5	5	5		571	558	530	537		2196
	6	6	6		577	641	536	398		2152
	7	7	7		695	616	392	392		2095
	8	8	8		633	533	480	442		2088
	9	9	9		600	660	448	362		2070
	10	10	10		536	513	508	485		2042
	11	11	11		505	538	519	396		1958
	12	12	12		580	507	452	372		1911
	13	13	13		626	477	406	353		1862
	14	14	14		500	500	500	325		1825
	15	15	15		466	542	446	370		1824
	16	16	16		433	455	401	417		1706
	17	17	17		449	459	417	361		1686
	18	18	18		472	459	325	427		1683
	19	19	19		515	421	374	318		1628
	20	20	20		602	386	328	280		1596
	21	21	21		379	454	416	329		1578
	22	22	22		402	403	358	378		1541
	23	23	23		538	407	271	308		1524
	24	24	24		483	415	310	288		1496
	25	25	25		525	424	268	268		1485
	26	26	26		400	352	307	288		1347
	FB School	BB School	Total	SCHOOL	Gr. 09	Gr. 10	Gr. 11	12	Multiplier	2010 (80)
	1	1	27		439	296	332	254		1321
	2	2	28		316	401	281	318		1316
	3	3	29		480	317	271	243		1311

4A	4	4	30	SCHOOL	376	366	322	225		1289
	5	5	31		360	345	280	271		1256
	6	6	32		372	287	322	209		1190
	7	7	33		274	307	283	270		1134
	8	8	34		290	278	282	266		1116
	9	9	35		327	310	216	238		1091
	10	10	36		339	311	230	210		1090
	11	11	37		302	347	190	228		1067
	12	12	38		318	290	256	197		1061
	13	13	39		310	268	225	218		1021
	14	14	40		288	250	254	206		998
	15	15	41		311	273	230	166		980
	16	16	42		236	289	233	197		955
	17	17	43		285	242	237	186		950
	18	18	44		272	237	219	202		930
	19	19	45		267	205	212	179		863
	20	20	46		235	193	210	198		836
	21	21	47		190	212	209	203		814
	22	22	48		245	212	179	175		811
	23	23	49		224	216	169	174		783
	24	24	50		240	170	181	147		738
	25	25	51		241	176	152	163		732
	26	26	52		220	166	162	177		725
3A	FB School	BB School	Total	SCHOOL	Gr. 09	Gr. 10	Gr. 11	12	Multiplier	2010 (80)
	1	1	53		187	210	174	147		718
	2	2	54		185	173	188	164		710
	3	3	55		161	174	166	150		651
	4	4	56		168	169	140	138		615
	5	5	57		194	147	111	108		560
	6	6	58		167	132	119	141		559
	7	7	59		147	125	118	138		528
	8	8	60		145	123	120	129		517
	9	9	61		145	118	122	131		516
	10	10	62		127	105	116	116		464
	11	11	63		117	135	108	97		457
	12	12	64		92	125	95	107		419
	13	13	65		120	114	93	91		418
	14	14	66		95	95	125	78		393
	15	15	67		99	112	73	105		389
	16	16	68		132	81	75	95		383
	17	17	69		83	97	105	94		379
		18	70		92	92	86	101		371
	18	19	71		105	102	77	80		364
	19	20	72		90	94	90	84		358

		21	73		106	85	96	68		355
	20	22	74		91	85	79	70		325
	21	23	75		98	78	62	82		320
	22	24	76		93	82	57	73		305
		25	77		81	77	71	74		303
	23	26	78		78	93	62	69		302
	<b>FB School</b>	<b>BB School</b>	<b>Total</b>	<b>SCHOOL</b>	<b>Gr. 09</b>	<b>Gr. 10</b>	<b>Gr. 11</b>	<b>12</b>	<b>Multiplier</b>	<b>2010 (80)</b>
	1	1	79		86	68	55	69		278
	2	2	80		66	74	67	70		277
	3	3	81		72	63	68	58		261
		4	82		65	59	56	56		236
	4	5	83		64	52	49	57		222
		6	84		50	57	48	48		203
2A		7	85		52	51	35	58		196
		8	86		40	48	53	54		195
	5	9	87		55	54	43	41		193
	6	10	88		65	44	48	34		191
	7	11	89		52	56	43	36		187
	8	12	90		46	46	43	47		182
	9	13	91		55	44	47	34		180
	10	14	92		36	45	39	52		172
	11	15	93		41	46	49	34		170
	12	16	94		48	48	42	32		170
	13	17	95		43	45	41	36		165
	14	18	96		41	41	39	42		163
		19	97		37	38	37	50		162
	15	20	98		52	39	34	32		157
	16	21	99		30	38	37	39		144
	17	22	100		33	32	41	33		139
	18	23	101		31	32	31	44		138
		24	102		37	39	27	35		138
	19	25	103		30	36	35	33		134
	20	26	104		34	32	37	30		133
	<b>FB School</b>	<b>BB School</b>	<b>Total</b>	<b>SCHOOL</b>	<b>Gr. 09</b>	<b>Gr. 10</b>	<b>Gr. 11</b>	<b>12</b>	<b>Multiplier</b>	<b>2010 (80)</b>
	1	1	105		37	36	33	21		127
		2	106		36	26	42	22		126
		3	107		29	27	39	26		121
	2	4	108		26	24	33	34		117
	3	5	109		49	29	16	23		117
1A	4	6	110		33	22	25	31		111
		7	111		41	24	23	23		111
		8	112		30	31	30	19		110
	5	9	113		23	31	29	26		109
	6	10	114		23	28	24	32		107

	7	11	115		21	15	28	41		105
	8	12	116		21	26	30	26		103
	9	13	117		23	22	20	37		102
	10	14	118		25	25	25	25		100
	11	15	119		27	23	27	23		100
		16	120		24	30	18	26		98
		17	121		33	21	26	14		94
	12	18	122		18	24	23	28		93
		19	123		23	23	21	22		89
	13	20	124		20	20	24	21		85
		21	125		24	20	21	15		80
		22	126		20	26	13	20		79
		23	127		25	28	13	13		79
		24	128		13	19	17	20		69
	14	25	129		15	16	20	17		68
		26	130		15	19	15	17		66
	FB School	BB School	Total	SCHOOL	Gr. 09	Gr. 10	Gr. 11	12	Multiplier	2010 (80)
	1	1	131		18	17	13	17		65
		2	132		16	14	18	17		65
	2	3	133		17	15	9	23		64
		4	134		15	17	18	13		63
	3	5	135		13	17	10	21		61
		6	136		15	15	19	12		61
	4	7	137		14	17	21	8		60
6-Man	5	8	138		12	22	10	14		58
Class B		9	139		13	13	10	18		54
		10	140		8	15	12	16		51
	6	11	141		13	13	6	16		48
	7	12	142		13	14	12	8		47
	8	13	143		11	14	13	9		47
	9	14	144		12	13	11	10		46
	10	15	145		8	18	7	11		44
		16	146		11	11	10	10		42
	11	17	147		5	9	4	12		30
	12	18	148		4	11	6	8		29
		19	149		7	8	8	5		28
	13	20	150		9	7	8	3		27
		21	151		9	10	5	3		27
	14	22	152		7	8	5	4		24
		23	153		2	8	7	6		23
		24	154		3	5	5	8		21
	15	25	155		6	1	4	6		17
		26	156		5	6	4	1		16
	14	27	157		1	5	6	3		15

2014-2015, 2015-2016 Block

**Draft**  
**D**

5A = 25 FB schools and any BB schools (25 FB/ 25 BB/ 25 Total) 2310-1485 < 1.55 >  
 4A = 25 FB schools and any BB schools (25 FB/ 25 BB/ 25 Total) 1347-811 < 1.66 >  
 3A = 25 FB schools and any BB schools (25 FB/ 31 BB/ 31 Total) 783-302 < 2.59 >  
 2A = 15 FB schools and any BB schools (15 FB/ 18 BB/ 19 Total) 299-157 < 1.90 >  
 1A = 15 FB schools and any BB schools (15 FB/ 20 BB/ 22 Total) 144-100 < 1.44 >  
 B/ 6-Man = All other schools (17 FB/ 37 BB/ 40 Total) 100-12 < 8.33 >

\* 1.5 Multiplier for all non-attendance zone schools with more than 150 students (9-12th)  
 \* In the sport of football, schools may play at their actual classification, and play up in all other sports.  
 \* 3 Yr. Average (2010, 2011, 2012) Grades 9-12th 80-Day Enrollment Count

3 Year Average ( **2010** , 2011, 2012)

	FB School	BB School	Total	SCHOOL	Gr. 09	Gr. 10	Gr. 11	12	Multiplier	2010 (80)
5A	1	1	1		680	634	501	495		2310
	2	2	2		752	548	499	497		2296
	3	3	3		701	597	512	460		2270
	4	4	4		612	588	509	509		2218
	5	5	5		571	558	530	537		2196
	6	6	6		577	641	536	398		2152
	7	7	7		695	616	392	392		2095
	8	8	8		633	533	480	442		2088
	9	9	9		600	660	448	362		2070
	10	10	10		536	513	508	485		2042
	11	11	11		505	538	519	396		1958
	12	12	12		580	507	452	372		1911
	13	13	13		626	477	406	353		1862
	14	14	14		500	500	500	325		1825
	15	15	15		466	542	446	370		1824
	16	16	16		433	455	401	417		1706
	17	17	17		449	459	417	361		1686
	18	18	18		472	459	325	427		1683
	19	19	19		515	421	374	318		1628
	20	20	20		602	386	328	280		1596
	21	21	21		379	454	416	329		1578
	22	22	22		402	403	358	378		1541
	23	23	23		538	407	271	308		1524
	24	24	24		483	415	310	288		1496
	25	25	25		525	424	268	268		1485
	FB School	BB School	Total	SCHOOL	Gr. 09	Gr. 10	Gr. 11	12	Multiplier	2010 (80)
	1	1	1		400	352	307	288		1347
	2	2	2		439	296	332	254		1321
	3	3	3		316	401	281	318		1316
	4	4	4		480	317	271	243		1311
	5	5	5		376	366	322	225		1289

4A	6	6	6	SCHOOL	360	345	280	271		1256
	7	7	7		190	212	209	203	1.5*	1221
	8	8	8		372	287	322	209		1190
	9	9	9		274	307	283	270		1134
	10	10	10		290	278	282	266		1116
	11	11	11		327	310	216	238		1091
	12	12	12		339	311	230	210		1090
	13	13	13		302	347	190	228		1067
	14	14	14		318	290	256	197		1061
	15	15	15		310	268	225	218		1021
	16	16	16		288	250	254	206		998
	17	17	17		311	273	230	166		980
	18	18	18		161	174	166	150	1.5*	977
	19	19	19		236	289	233	197		955
	20	20	20		285	242	237	186		950
	21	21	21		272	237	219	202		930
	22	22	22		267	205	212	179		863
	23	23	23		194	147	111	108	1.5*	840
	24	24	24		235	193	210	198		836
	25	25	25		245	212	179	175		811
	FB School	BB School	Total		Gr. 09	Gr. 10	Gr. 11	12	Multiplier	2010 (80)
3A	1	1	1	SCHOOL	224	216	169	174		783
	2	2	2		145	123	120	129	1.5*	776
	3	3	3		240	170	181	147		738
	4	4	4		241	176	152	163		732
	5	5	5		220	166	162	177		725
	6	6	6		187	210	174	147		718
	7	7	7		185	173	188	164		710
	8	8	8		127	105	116	116	1.5*	696
	9	9	9		117	135	108	97	1.5*	685
	10	10	10		168	169	140	138		615
	11	11	11		95	95	125	78	1.5*	590
	12	12	12		167	132	119	141		559
		13	13		92	92	86	101	1.5*	557
		14	14		106	85	96	68	1.5*	533
	13	15	15		147	125	118	138		528
	14	16	16		145	118	122	131		516
		17	17		81	77	71	74	1.5*	455
	15	18	18		92	125	95	107		419
	16	19	19		120	114	93	91		418
	17	20	20		99	112	73	105		389
	18	21	21		132	81	75	95		383
	19	22	22		83	97	105	94		379
	20	23	23		105	102	77	80		364

	21	24	24		90	94	90	84		358
		25	25		65	59	56	56	1.5*	354
	22	26	26		91	85	79	70		325
	23	27	27		98	78	62	82		320
		28	28		62	59	45	45	1.5*	317
	24	29	29		93	82	57	73		305
		30	30		50	57	48	48	1.5*	305
	25	31	31		78	93	62	69		302
	FB School	BB School	Total	SCHOOL	Gr. 09	Gr. 10	Gr. 11	12	Multiplier	2010 (80)
			1		71	60	34	34	1.5*	299
		1	2		40	48	53	54	1.5*	293
	1	2	3		65	44	48	34	1.5*	287
	2	3	4		86	68	55	69		278
	3	4	5		66	74	67	70		277
	4	5	6		72	63	68	58		261
	5	6	7		41	46	49	34	1.5*	255
	6	7	8		64	52	49	57		222
		8	9		52	51	35	58		196
	7	9	10		55	54	43	41		193
	8	10	11		52	56	43	36		187
2A	9	11	12		46	46	43	47		182
	10	12	13		55	44	47	34		180
	11	13	14		36	45	39	52		172
	12	14	15		48	48	42	32		170
	13	15	16		43	45	41	36		165
	14	16	17		41	41	39	42		163
		17	18		37	38	37	50		162
	15	18	19		52	39	34	32		157
	FB School	BB School	Total	SCHOOL	Gr. 09	Gr. 10	Gr. 11	12	Multiplier	2010 (80)
	1	1	1		30	38	37	39		144
	2	2	2		33	32	41	33		139
	3	3	3		31	32	31	44		138
		4	4		37	39	27	35		138
	4	5	5		30	36	35	33		134
	5	6	6		34	32	37	30		133
			7		64	37	18	12		131
	6	7	8		37	36	33	21		127
		8	9		36	26	42	22		126
			10		44	40	40	40		124
		9	11		29	27	39	26		121
	7	10	12		26	24	33	34		117
	8	11	13		49	29	16	23		117
1A	9	12	14		33	22	25	31		111
		13	15		41	24	23	23		111
		14	16		30	31	30	19		110



	<b>10</b>	15	17		23	31	29	26		109
	<b>11</b>	16	18		23	28	24	32		107
	<b>12</b>	17	19		21	15	28	41		105
	<b>13</b>	18	20		21	26	30	26		103
	<b>14</b>	19	21		23	22	20	37		102
	<b>15</b>	20	22		25	25	25	25		100
	<b>FB School</b>	<b>BB School</b>	<b>Total</b>	<b>SCHOOL</b>	<b>Gr. 09</b>	<b>Gr. 10</b>	<b>Gr. 11</b>	<b>12</b>	<b>Multiplier</b>	<b>2010 (80)</b>
	<b>1</b>	1	1		27	23	27	23		100
		2	2		24	30	18	26		98
		3	3		33	21	26	14		94
	<b>2</b>	4	4		18	24	23	28		93
		5	5		23	23	21	22		89
	<b>3</b>	6	6		20	20	24	21		85
		7	7		24	20	21	15		80
			8		20	26	13	20		79
		9	9		25	28	13	13		79
		10	10		13	19	17	20		69
	<b>4</b>	11	11		15	16	20	17		68
		12	12		15	19	15	17		66
	<b>5</b>	13	13		18	17	13	17		65
		14	14		16	14	18	17		65
	<b>6</b>	15	15		17	15	9	23		64
		16	16		15	17	18	13		63
	<b>7</b>	17	17		13	17	10	21		61
		18	18		15	15	19	12		61
	<b>8</b>	19	19		14	17	21	8		60
6-Man	<b>9</b>	20	20		12	22	10	14		58
Class B		21	21		13	13	10	18		54
		22	22		8	15	12	16		51
	<b>10</b>	23	23		13	13	6	16		48
	<b>11</b>	24	24		13	14	12	8		47
	<b>12</b>	25	25		11	14	13	9		47
	<b>13</b>	26	26		12	13	11	10		46
	<b>14</b>	27	27		8	18	7	11		44
		28	28		11	11	10	10		42
	<b>15</b>	29	29		5	9	4	12		30
	<b>10</b>	30	30		4	11	6	8		29
		31	31		7	8	8	5		28
	<b>16</b>	32	32		9	7	8	3		27
		33	33		9	10	5	3		27
	<b>17</b>	34	34		7	8	5	4		24
		35	35		2	8	7	6		23
		36	36		3	5	5	8		21
	<b>17</b>	37	37		6	1	4	6		17

4	38	38					5	6	4	1		16
17	37	39					1	5	6	3		15
		40					4	3	4	1		12

[Click to Print](#)

Aug, 24, 2011

## Court: No 1st Amendment right to stream live high school games

By DINESH RAMDE / Associated Press

MILWAUKEE -- The association that oversees Wisconsin high school sports can limit who streams its games live on the Internet even though most of its member schools are funded by taxpayers, a federal appeals court ruled Wednesday in a decision that could have First Amendment implications for media outlets nationwide.

The Chicago appeals court said the Wisconsin Interscholastic Athletic Association has the right to enter into exclusive contracts for live streaming of its sporting events, and that the First Amendment doesn't entitle other media outlets to claim the same broadcasting rights without paying for them.

The case began in 2008, when the sports association sued The Post-Crescent, an Appleton newspaper, for streaming live coverage of its high school football playoff games. Fans in many states rely on community newspapers for news about high school teams, and the newspapers say they need easy, unencumbered access to sporting events to provide that coverage. But the Wisconsin association said it couldn't survive without being able to raise money by signing exclusive contracts with a single video-production company for streaming its tournaments.

After a U.S. District judge sided with the association last year, an appeal was filed by the newspaper's owner, Gannett Co., and the Wisconsin Newspaper Association.

The appeals court ruled that an exclusive contract for one entity to broadcast an event doesn't amount to a gag order on other media outlets. It noted that the sports association still allowed other reporters to cover the games, interview players and coaches, and air up to two minutes of live video coverage of any game. Media outlets were only restricted from broadcasting entire games live.

"WIAA has the right to package and distribute its performance," the justices wrote. "Nothing in the First Amendment confers on the media an affirmative right to broadcast entire performances."

Bob Dreps, the attorney representing Gannett and the Wisconsin Newspaper Association, disagreed, contending that the sports association represents public high schools and should therefore be open to unrestricted media coverage.

"We're disappointed in the decision's failure to distinguish taxpayer-funded high school sports from professional sports in any meaningful way. These are government-sponsored events," Dreps said.

He said his clients hadn't decided whether to appeal the decision.

Todd Clark, a spokesman for the Wisconsin Interscholastic Athletic Association, said he was happy with the decision.

"We're looking forward to working with newspapers and the media cooperatively as we have historically," he said.

Other athletic associations and newspaper groups have been closely watching the Wisconsin case, and the decision could lead to litigation in other states.

It's unlikely, however, that college sports will be greatly affected.

The NCAA, which many state associations try to closely mirror, was ruled a private entity by the U.S. Supreme Court nearly 25 years ago in a case involving then-UNLV coach Jerry Tarkanian, who sued the association, claiming it had tried to drive him out of basketball.

The Associated Press had pledged financial support to the newspaper association and Gannett if the Wisconsin case goes to trial.

---

Online:

US Court of Appeals ruling: <http://www.ca7.uscourts.gov/tmp/AP0VK4VF.pdf>

*Dinesh Ramde can be reached at [dramde\(at\)ap.org](mailto:dramde(at)ap.org).*



## *Life of An Athlete:*



# Code of Conduct/ School Alcohol Policies

**MARK YOUR  
CALENDARS!**

*February 2012*

As a part of the NMAA Life of An Athlete.com program, the NMAA, American Athletic Institute, New Mexico School Boards Association and the New Mexico Department of Transportation would like to invite school administrators, (especially athletic directors), school Board members and prevention specialists to learn more about creating an effective and beneficial code of conduct for their student-athletes.

John Underwood, President and Founder of the American Athletic Institute, will teach a three-hour code of conduct workshop in three locations (Santa Fe- Feb. 22, Roswell- Feb 23, and Las Cruces- Feb. 24). His workshop will focus on 12 ways to strengthen your code of conduct and will provide tips and feedback pertaining to effective codes of conduct. John was instrumental in creating the [www.lifeofanathlete.com](http://www.lifeofanathlete.com) website and curriculum.

Participation on an interscholastic team is a privilege, not a right, and should be treated as such. It has many benefits and brings with it a responsibility to be positive and effective members of the team, school and broader community.

High school student-athletes are expected to represent themselves, their teams and their schools with honesty, integrity and character whether it be academically, athletically or socially. Student-athletes often are in the spotlight and, fair or not, their behavior is subject to scrutiny by their peers, members of the high school community, local and national communities and by the media. The actions of one student-athlete may result in a generalization of all student-athletes and reflects on the individual, team and school, whether it be positively or negatively. It is expected that all student-athletes abide by team and school policies.

Student-athletes who do not conform to their schools' codes of conduct may be subject to consequences for their actions that may include but are not limited to a warning, dismissal from the team, etc.

Be sure to register for this workshop to benefit your school, community and students.

For more information, please contact Robert Zayas, NMAA Associate Director, at [robert@nmact.org](mailto:robert@nmact.org) or 505.977.5386 (cell) or log onto [www.lifeofanathlete.com](http://www.lifeofanathlete.com).

---

### *Code of Conduct Workshop Seminars:*

**February 22** Santa Fe, NM (9:00 AM-12:00 PM) Location TBA

**February 23** Roswell, NM (9:00 AM-12:00 PM) Location TBA

**February 24** Las Cruces, NM (9:00 AM-12:00 PM) Location TBA

**Life of an  
Athlete**

[www.lifeofanathlete.com](http://www.lifeofanathlete.com)



## *Life of An Athlete:*

# Code of Conduct/ School Alcohol Policies

### Registration Form



***Each Attendee must complete a registration form!***

Your school's superintendent, principal, athletic director, assistant principals and school board members, as well as local prevention specialists are invited to the workshop.

#### **Code of Conduct Workshop: (Please check one)**

- ☐ **February 22-** Santa Fe, NM (9:00 AM-12:00 PM) Location TBA
- ☐ **February 23-** Roswell, NM (9:00 AM-12:00 PM) Location TBA
- ☐ **February 24-** Las Cruces, NM (9:00 AM-12:00 PM) Location TBA

***Registration is  
FREE!***

NAME: \_\_\_\_\_

#### **POSITION: (Please check one)**

- ☐ Superintendent
- ☐ Principal
- ☐ Assistant Principal
- ☐ Athletic Director
- ☐ School Board Member
- ☐ Local Community Prevention Specialist
- ☐ Other: \_\_\_\_\_

SCHOOL: \_\_\_\_\_

PHONE #: \_\_\_\_\_

***Registration forms due- January 27, 2012***

E-MAIL: \_\_\_\_\_

ADDRESS: (we will send you a reminder prior to the Code of Conduct workshop)

\_\_\_\_\_  
\_\_\_\_\_  
\_\_\_\_\_

**Life of an  
Athlete**

[www.lifeofanathlete.com](http://www.lifeofanathlete.com)

**Please return to NMAA**  
Fax: 505.923.3114  
E-mail: [robert@nmact.org](mailto:robert@nmact.org)  
6600 Palomas NE  
Albuquerque, NM 87109

#### **Questions:**

Robert Zayas  
(NMAA Associate Director)  
505.977.5386  
[robert@nmact.org](mailto:robert@nmact.org)



**SAFE**

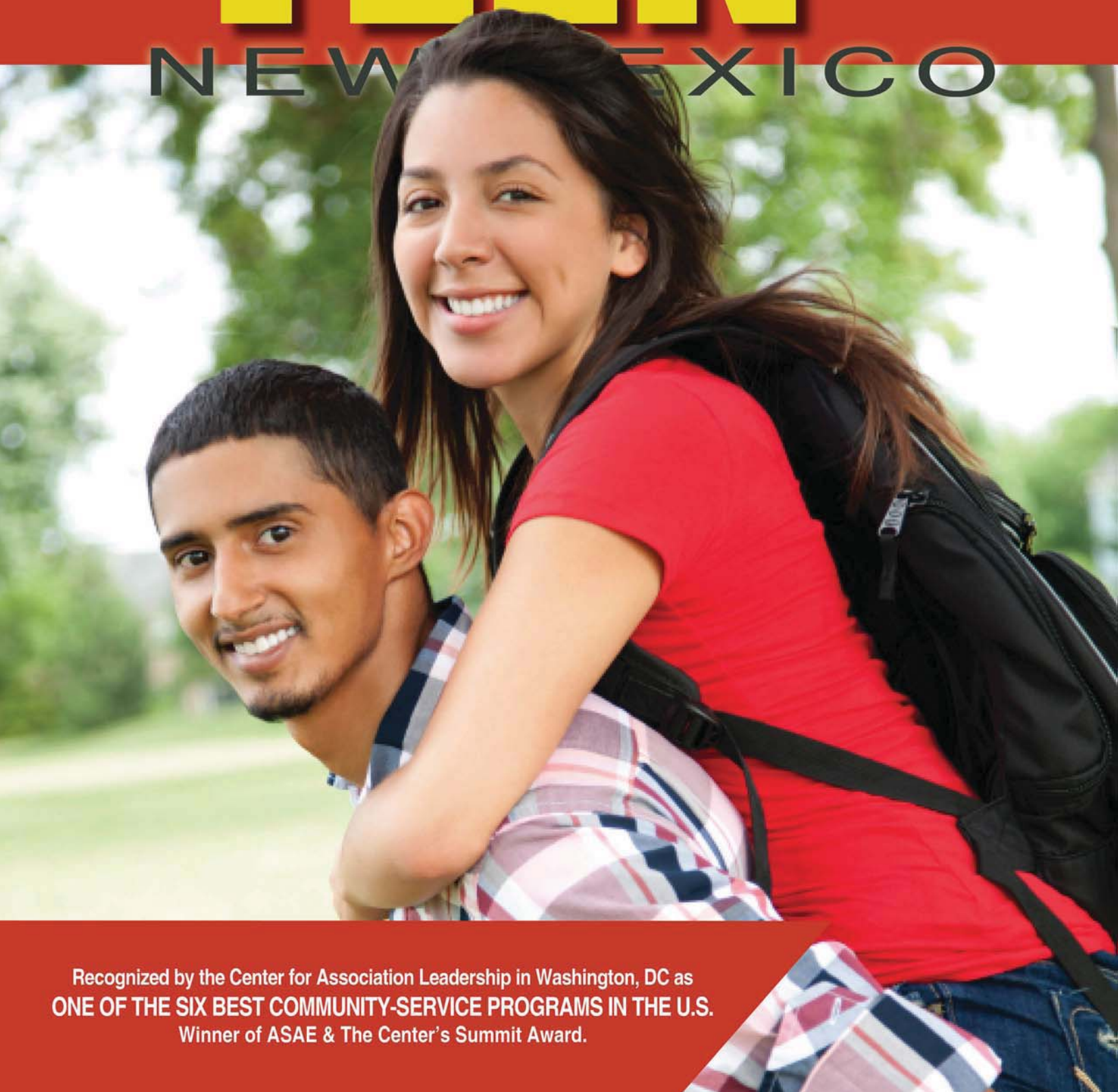
[www.safeteen.net](http://www.safeteen.net)



Find us on  
**Facebook**


# TEEN

## NEW MEXICO



Recognized by the Center for Association Leadership in Washington, DC as  
**ONE OF THE SIX BEST COMMUNITY-SERVICE PROGRAMS IN THE U.S.**  
Winner of ASAE & The Center's Summit Award.

# What is SafeTeen New Mexico?



**SafeTeen New Mexico** is a youth driven non-profit organization. We partner with both public and private entities to fund and create programs that educate teens and parents about critical issues facing youth. Programs have included: distracted driving, underage drinking and drug abuse, date violence, body image and mental health.

SafeTeen's vision is to create awareness in order to facilitate healthy decision making. Students and schools work with SafeTeen to customize school-based programs as well as broad based social marketing campaigns. The SafeTeen organization exists to prevent injury, death and disability resulting from poor teen choices.

## Program History

NM leads the nation  
in attempted suicide  
by teens.

*N.M. Youth Risk and  
Resiliency Survey*

43% of NM teens  
currently use alcohol,  
and we lead the nation  
in teens that first drink  
alcohol before age 13.

*N.M. Youth Risk and  
Resiliency Survey*

NM leads the nation  
in marijuana use  
before age 13, and  
is in the top 5 for use  
of cocaine, heroin,  
meth and marijuana  
by teens.

*N.M. Youth Risk and  
Resiliency Survey*

**SafeTeen New Mexico** was established in 2001 by a group of business leaders, supported by Presbyterian Healthcare Foundation, to address the high rate of intentional and unintentional injuries among New Mexico's teens, especially resulting from motor vehicle crashes. SAFETEEEN began by working to educate teenagers about the real consequences of reckless driving and to change their behavior behind the wheel. In 2005, SAFETEEEN, Inc. incorporated as a 501(c)(3) entity and expanded it's vision to address a wide variety of issues impacting teen safety.

## SAFETEEEN Board of Directors & Youth Alliance Advisory Members

### Executive Committee

**Thom Turbett** - Board President / Exec, CEO Independent Insurance Agents of NM  
**Diane Lopez** - Board VP / Foundation Advisor, Presbyterian Healthcare Foundation  
**Dana Sanchez** - Board Secretary / New Mexico Activities Association  
**Anna Nelson** - Board Treasurer / Forum for Youth in Community, Executive Director  
**Chris Schueler** - Board Exec Director / President, CEO Christopher Productions, LLC

### Board Members

**Christina Fenton** / Director, UNM HSC Art Program  
**Liz Shipley** / Intel Corporation  
**Art Gardenswartz** / Founder and Board Member / Emeritas  
**Sue Holland** / President, NM Parent Teacher Association  
**Hector Martinez** / MADD New Mexico  
**Ed McNabb** / Agent, State Farm Insurance  
**Lindsey Oliver** / Student, UNM  
**Freida A. Trujillo** / Resource Counselor, Albuquerque Public Schools  
**Moneka Stevens-Cordova** / Director, NM Youth Alliance  
**Kiel Higgins** / Officer, Albuquerque Police Department  
**Eilene Vaughn-Pickrell** / Public Relations Manager, Comcast  
**Catey Abney** / Student, UNM





## What Does SafeTeen Do?

### SCHOOL BASED AWARENESS PROGRAMS

The number one killer of teenagers is car crashes. As a result, SafeTeen's initial focus was creating a driver awareness program that resonated with teens. Now, with 46 distracted driver programs viewed by well over 100,000 students at high schools throughout the state, SafeTeen has been approached by schools to expand into other teen safety issues. Consequently, SafeTeen now includes programs about a variety of teen safety issues, depending on the school's needs, including underage drinking, drug use, date violence and mental health issues. Each school controls the content and delivery of their particular message. Some use the full school assembly format, some create community meetings in the evening to involve parents and other schools prefer a more intimate setting with smaller groups viewing presentations during specific classes during school.

Over a decade of experience and extensive 'pre' and 'post' assembly surveys have helped frame our in-school programs. It's apparent that teens listen to their peers and peers are much more effective in communicating good decision making if they help create the message. Thus SafeTeen works with student leaders chosen by their high school's staff to help them create their customized assembly. Realizing that 'scare' tactics are not effective in the long term, we help the youth design their school's program to include items that are proven effective: personalization and education. Accordingly, we use personal testimonials about consequences of certain behavior and facts and information that is honest and well presented. This coupled with our extensive library of clips from our Emmy © Award winning documentaries help create a high impact experience that has proven extremely successful.

### SOCIAL MARKETING CAMPAIGNS:

As a broad based outreach, SafeTeen creates a social marketing campaign each year around a youth safety issue. With topics selected in conjunction with our Youth Advisory Board, the campaign usually consists of a television broadcast documentary and statewide town hall meeting, other electronic and print media partnerships, as well as innovative outreach efforts including text messaging and internet components.

The programs are designed for parents and teens to watch together or for use in school classrooms and with other youth organizations. An accompanying viewer guide helps open discussion about teen choices and healthy decision making.

### YOUTH ADVISORY BOARD:

Our Youth Advisory Board is comprised of representatives from the New Mexico Youth Alliance. These teens from across New Mexico ensure a youth perspective is driving the SafeTeen agenda. In addition, three Youth Advisory Board representatives sit on the SafeTeen Board as voting members.

"On behalf of Sandia Prep High School, we would like to thank you so much for helping us put on an amazing assembly. The SAFETEEEN program had a definite impact at our school. Many told us they had been touched and their thoughts are definitely different now when it comes to driving. Thanks again for your patience and for all you do to help New Mexico teens."

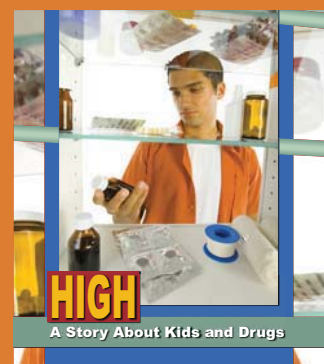
- Sandia Prep Student Council

One teen passenger with a teen driver **DOUBLES** the risk of a fatal crash

Children's Hospital of Philadelphia Survey

*"I believe that **SAFETEEEN** not only had an impact on me, but also on my friends and family. It's important that I pass on this knowledge in hopes that others will pass it on as well."*

Serena, 17  
West Mesa High School



New Mexico is among the top ten states with the highest teenage crash fatality rates. A teenager is 65% more likely to be killed in a crash in New Mexico, than in the nation at large.



Since 2001 the SafeTeen Social Marketing Campaigns and In-School Driver Awareness programs have reached well over two million people, which includes 46 school assemblies and primetime broadcast of our documentaries on the PBS, CBS, NBC and ABC local affiliates.

## SafeTeen Sponsors & Community Partners

Originating Program Sponsors:

Independent Insurance Agents of NM, Presbyterian Healthcare Foundation and Sportz Outdoor

Additional SafeTeen sponsors have included:

- Albuquerque Journal
- Bank of Albuquerque
- Bernalillo County DWI
- CASA Automotive Group
- Character Counts NM
- Christopher Productions
- Comcast
- Cooperative Educational Services
- Daniel's Fund
- Dona Ana County DWI
- Harding Couty DWI
- Independent Insurance Agents of Texas
- KANW FM
- KENW-TV
- KOAT-TV
- KOB-TV
- KRQE-TV
- KRWG-TV
- New Mexico Mutual
- NM Children, Youth and Families Dept.
- NM Coalition of School Administrators
- NM Office of the Attorney General
- NM Public Education Department
- NM School Boards Association
- New Mexico Traffic Safety Bureau
- Purdue Pharma LP
- Sandia Labs / Lockheed Martin
- State Farm Insurance
- Texas Parent Teacher Association

SafeTeen also benefits from considerable in-kind donations through it's partnerships with entities such as:

- AAA New Mexico
- Albuquerque Public Schools
- Albuquerque Ambulance Service
- Albuquerque Police Department
- Alliance Audio-Visual
- Direct Funeral Services
- Graphic Connections
- Liberty Mutual
- Life Guard
- Los Lunas Police Department
- Mothers Against Drunk Driving
- NM Coalition of School Administrators
- New Mexico State Police
- Safer New Mexico
- Town & Country Towing
- University of New Mexico Hospitals

## BECOME A SAFETEEN SUPPORTER

To learn more about SafeTeen, Contact:

SAFETEEN New Mexico - 1511 University Blvd. NE, Albuquerque, NM 87102  
(505) 924-2717 / [www.safeteen.net](http://www.safeteen.net)

# SafeTeen SOCIAL MARKETING CAMPAIGNS

(Includes DVD's & Viewing Guides)



## How Alcohol Effects the Adolescent Brain

New Mexico leads the nation in use of alcohol before age 13.

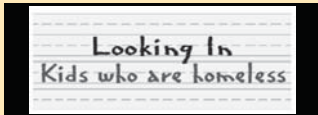
This documentary examines recent brain research that indicates binge drinking during adolescence can have lifelong negative effects. It also explores the effect of alcohol on athletic performance and how advertising influences not only decisions about alcohol consumption but its influence on how we think alcohol affects our behavior.



## The Dangers and Consequences of Violence in Relationships

1 in 5 high school girls has been abused by a dating partner.

This documentary helps parents, educators, and students recognize the warning signs of violence in relationships; and explores ways to discuss and address it.



## Homeless Students in our Schools

New Mexico ranks 3rd nationally in child homelessness.

This documentary helps parents and educators discuss and address homelessness as it relates to education, and encourages communities to rally around their local schools to help homeless students.



## Why & How Teens are Impulsive

How brain development is linked to impulsive behavior.

Research has recently indicated that human brains continue to grow well into the mid 20s. Thus, several of the key areas of the brain that help control impulsive behavior are not fully developed during adolescence. This is a key when teens are faced with decisions that could have extremely dangerous and life changing consequences.



## The Dangers of Drugs

NM has one of the highest drug related death rates in the U.S.

Over 30% of New Mexico students have been offered drugs at school. This project includes 20 and 30 minute versions of the documentary, as well as a viewer guide for classrooms and organizations to explore the reasons, dangers and answers to drug problems in our state.

# SafeTeen SOCIAL MARKETING CAMPAIGNS

(Includes DVD's & Viewing Guides)

## CRASH

### Dangers of Distracted Driving

Crash rates are highest for teens during the first 6 months after licensure.

"CRASH" is a comprehensive media campaign to help youth and parents throughout New Mexico understand the dangers associated with distracted driving and give them specific tools and suggestions for lessening the chance of a crash. This campaign includes video tools to reach educators, parents and, most importantly, teens to emphasize the message: make good choices when you drive because if you don't, there are serious consequences.



### Youth Depression and Suicide

One in five NM youths have considered suicide.

New Mexico's suicide rates have historically been nearly twice the national rate and suicide is the third leading cause of death among NM youth. Discussion of suicide and depression is not easy or simple, but the warning signs of suicide can be recognized, understood and addressed by loved ones.



### Dangerous Parties / Underage Drinking

Average age of 1st drink in NM is 12 years old.



"Party 101" and "One Friday Night" are comprehensive campaigns to help communities throughout the state deal with youth parties that include substance and alcohol abuse, violence, and sex. These campaigns include video tools to reach educators, parents and, most importantly, teens to emphasize the message: make healthy choices and if you don't, there are serious consequences.



### Mental Health Issues

"About half of Americans will meet the criteria for (mental health disorder) sometime in their life with first onset usually in childhood or adolescence. Interventions aimed at prevention or early treatment need to focus on youth." Archives of General Psychiatry (June 2005)

It has been said in New Mexico that no one will attend AA meetings because they don't want their car to be seen in the parking lot. This is a phenomenon peculiar to rural society and certainly is a symptom of concern in addressing issues that are stigmatized such as alcoholism or mental health. It is the purpose of this project, "Not in My Family", to bring the topic of mental health care into the open and to create discussion around the issue so that communities can address access and care issues more effectively; as well as encouraging those who need it to seek that help.