

# NMAA

## Board of Directors' Meeting



**Wednesday, September 7, 2022**

**10:30 AM**



## **NMAA Board of Directors**

**July 2022**



### **Small, Area A – TBD**

**Small, Area B – Term Expires Dec. 31, 2024**  
Mr. Matt Moyer, Superintendent  
Fort Sumner Municipal Schools  
1001 E. Sumner Ave.  
Fort Sumner, NM 88119  
Phone: (575) 355-7734  
Fax: (575) 355-7716  
Email: mmoyer@ftsumnerk12.com

**Small, Area C – Term Expires Dec. 31, 2022**  
Mr. David Lackey, Superintendent  
Quemado Schools  
P.O. Box 128  
Quemado, NM 87829  
Phone: (575) 773-4700  
Fax: (575) 533-4717  
Email: dlackey@quemadoschools.org

**Small, Area D – Term Expires Dec. 31, 2023**  
Mr. Lee White, Superintendent  
Loving Municipal Schools  
P.O. Box 98  
Loving, NM 88256  
Phone: (575) 745-2000  
Fax: (575) 745-2002  
Email: lwhite@lovingschools.org

**Large School District I**  
Mr. Scott Elder, Superintendent  
Albuquerque Public Schools  
P.O. Box 25704  
Albuquerque, NM 87125-0704  
Phone: (505) 880-3742  
Fax: (505) 872-8855  
Email: elder\_s@aps.edu

**At-Large – Term Expires Dec. 31, 2024**  
Mr. Martin Madrid, Superintendent  
Santa Rosa Consolidated Schools  
344 Fourth Street  
Santa Rosa, NM 88435  
Phone: (575) 472-3171  
Fax: (575) 472-5609  
Email: mmadrid@srliions.com

**New Mexico School Boards Association**  
Mr. Marvyn Jaramillo  
PO Box 625  
La Madera, NM 87539  
(505) 927-5418  
email: gandmarv@hotmail.com

**Large, Area A – Term Expires Dec. 31, 2023**  
Dr. Kim Mizell, Superintendent  
Bloomfield Schools  
325 N. Bergin Lane  
Bloomfield, NM 87413  
Phone: (505) 632-4300  
Fax: (505) 632-4371  
Email: kmizell@bsin.k12.nm.us

**Large, Area B – Term Expires Dec. 31, 2024**  
Mr. Gene Strickland, Superintendent  
Hobbs Municipal Schools  
1515 E. Sanger  
Hobbs, NM 88240  
Phone: (575) 433-0100  
Fax: (575) 433-0140  
Email: StricklandG@hobbsschools.net

**Large, Area C – Term Expires Dec. 31, 2023**  
Mr. Travis Dempsey, Superintendent  
Gadsden Independent School District  
P.O. Drawer 70  
Anthony, NM 88021  
Phone: (575) 882-6200  
Fax: (575) 882-6928  
Email: tldempsey@gisd.k12.nm.us

**Large, Area D – Term Expires Dec. 31, 2022**  
Dr. Arsenio Romero, Superintendent  
Los Lunas Schools  
119 Luna Avenue  
Los Lunas, NM 87031  
Phone: (505) 865-9636  
Fax: (505) 865-4852  
Email: aromo@llschools.net

**Large School District II**  
Mr. Ralph Ramos, Superintendent  
Las Cruces Public Schools  
505 South Main, Suite 249  
Loretto Towne Centre  
Las Cruces, NM 88001-1243  
Phone: (575) 527-5805  
Fax: (575) 527-5972  
Email: rramos@lcps.net

**NMAA Commission**  
Mr. Ernie Viramontes  
Las Cruces Public Schools  
505 South Main, Suite 249  
Loretto Towne Centre  
Las Cruces, NM 88001-1243  
Phone: (575) 527-5812  
Fax: (575) 527-6677  
Email: eviramontes@lcps.net

***Note: Initial term lengths are staggered as per approved procedure. Subsequent elected terms will be for three years each.***



# NEW MEXICO ACTIVITIES ASSOCIATION BOARD OF DIRECTORS' MEETING



NMAA - Hall of Pride and Honor  
September 7, 2022  
10:30 AM

*NOTE: The Board will be hearing appeals prior to the regular meeting.*

## AGENDA

**A= Action Item**

**D/I= Discussion/ Information Item**

- I. Call Meeting to Order and Welcome**  
Roll Call – Ascertain Quorum  
(A) Approval of Agenda  
(A) Approval of Minutes (June 1, 2022)  
*Alissa Wesbrook, Asst. to Exec. Dir.*  
*Travis Dempsey, Acting Board Pres.*  
*Travis Dempsey, Acting Board Pres.*
- II. NMAA Director's Report**  
*Sally Marquez, Executive Director*
- III. NMAA Financial Report**  
*Shari Kessler-Schwaner, Business Mgr.*
- IV. NMAA Activities Report**  
*Tammy Richards, Assistant Director*
- V. New Mexico Officials Association Report**  
*Zac Stevenson, Comm. of Officials*
- VI. Discussion/ Information Items**  
(D/I) NMOA: Mileage Rings  
*Zac Stevenson, Comm. of Officials*  
(D/I) 2023-2024 Calendar  
*Sally Marquez, Executive Director*  
(D/I) Music License for State Playoffs  
*Sally Marquez, Executive Director*  
(D/I) CPR Requirement for Coaches  
*Sally Marquez, Executive Director*  
(D/I) Middle School Championships  
*Sally Marquez, Executive Director*  
(D/I) Collaborative Summer Clinic  
*Sally Marquez, Executive Director*  
(D/I) Parent Appeals  
*Sally Marquez, Executive Director*  
(D/I) Sportsmanship / Compete with Class  
*Sally Marquez, Executive Director*  
(D/I) Definition of Practice  
*Sally Marquez, Executive Director*
- VII. Action Items**  
(A) Non-Scholastic Events During NMAA Playoffs  
*Sally Marquez, Executive Director*  
(A) Golf: State Qualifiers  
*Tyler Dunkel, Assistant Director*  
(A) Tennis: State Qualifiers  
*Scott Owen, Assistant Director*
- VIII. Executive Session** (*Financial, Personnel, Pending and/or Possible Legal Matters*)
- IX. Consider Adjournment**

***Next Board of Directors' Meeting – December 1, 2022 (NMAA)***

**NMAA Board of Directors' Meeting**  
**June 1, 2022**  
**9:00 a.m.**  
**Hall of Pride and Honor**

Welcome - Meeting called to order by Mr. Anthony Casados, NMAA Board of Directors President, at 10:46 a.m. Ms. Alissa Wesbrook, NMAA Assistant to the Executive Director, conducted roll call and the following members were present:

Mr. Anthony Casados (Small Area A- President)  
Dr. Kim Mizell (Large Area A)  
Mr. Matt Moyer (Small Area B)  
Mr. J.R. Null (Large Area B)  
Mr. David Lackey (Small Area C)  
Mr. Travis Dempsey (Large Area C)  
Mr. Lee White (Small Area D) *\*via teleconference*  
Dr. Arsenio Romero (Large Area D)  
Mr. Scott Elder (Large School District I)  
Mr. Ralph Ramos (Large School District II)  
Mr. Martin Madrid (At-Large)  
Mr. Ernie Viramontes (NMAA Commission)  
Mr. Marvyn Jaramillo (New Mexico School Boards Association)

13 members were present representing a quorum.

Mr. Casados welcomed the NMAA's newest Board Member, Dr. Kim Mizell of Bloomfield Schools.

**Approval of the Agenda:**

Mr. Casados asked for a motion to approve the agenda. Mr. Jaramillo made the motion to approve the agenda. Mr. Moyer seconded the motion. A vote was taken and passed unanimously (13-0).

**Approval of Minutes:**

Mr. Casados asked for a motion to approve the minutes of the May 4, 2022, Board Meeting. Mr. Dempsey made a motion to approve the minutes. Mr. Ramos seconded the motion. A was taken and passed unanimously (13-0).

**NMAA Director's Report:**

Ms. Sally Marquez, NMAA Executive Director, presented the Executive Director report. She discussed five (5) items on her report: 1) provided dates for the regularly scheduled 2022-2023 NMAA Board Meetings; 2) welcomed to the Board of Directors Dr. Kim Mizell of Bloomfield Schools, representing Large Area A and congratulated Mr. J.R. Null on his retirement and thanked him for his service on the NMAA Board; 3) stated that the 2021-2022 school year was a great success for athletic and activity participants across New Mexico; 4) reported that the NMAA Foundation distributed over \$55,000 to the students of New Mexico during 2021-2022 in the form of scholarships and school grants, also referencing the upcoming Golf Classic Fundraiser; and 5) announced that she will become the next NFHS Board of Directors' President starting July 1<sup>st</sup> for the 2022-2023 school year.

**NMAA Financial Report:**

Ms. Shari Kessler-Schwaner, NMAA Business Manager, presented the financial report. She discussed two (2) items on her report: 1) presented ticket sales reports for 2021-2022 State Championships with comparisons to the NMAA's last full year (2018-2019); and 2) provided financial reports for all 2021-2022 State Championships.

2022-2023 Budget - Ms. Marquez presented the 2022-2023 Budget. Mr. Casados asked for a motion to approve the budget as presented. Mr. Viramontes made the motion to approve. Dr. Mizell seconded the motion. A vote was taken and passed unanimously. (13-0)

**NMAA Activities Report:**

Ms. Tammy Richards, NMAA Assistant Director, presented the activities report. She discussed two (2) items on her report: 1) reported that all activities have concluded for the 2021-2022 school year with participant numbers increasing in most; and 2) provided information on the next Activities Council Meeting scheduled for August/September.

**New Mexico Officials Association Report:**

Mr. Zac Stevenson, NMAA Commissioner of Officials, presented the officials report. He discussed five (5) items on his report: 1) he provided an update on the development of a curriculum for officials' training and education; 2) stated the NMOA Board approved several constitution/bylaw revisions which will be effective July 1st; 3) reported the 2021-22 NMOA Hall of Fame Class will be honored this summer at the NMOA State Clinic; 4) reported that DragonFly training sessions will take place throughout the summer with some virtual and some in-person by region; and 5) provided information regarding a possible change to officials' fees pertaining to mileage and per diem - included was an analysis for several schools/programs based on officials' expenses for 2021-2022. Mr. Casados requested an analysis for smaller school district in rural areas.

**Discussion/Information Items:**

Mr. David Osuna addressed the Board of Directors. He expressed his concerns regarding recent changes to Regional Officials' Assignor policies/procedures.

Scheduling / DragonFly - Ms. Marquez provided an update on Dragonfly and schedule submission via this new platform. In-person trainings will be held in June at locations across the state and in July during the NMHSCA Clinic. She also stated that Mr. Dillon Metzgar, NMAA Assistant to the Commissioner of Officials, is available for those in need of additional one-on-one training.

Classification & Alignment Update - Ms. Marquez provided an update on the work of the Bylaws Committee regarding Classification & Alignment. She stated that the group is reviewing the use of possible success factors to move schools down in classification. The committee and NMAA staff will continue to explore this and other options for future classification and alignment proposals. The Board provided positive feedback regarding these new possibilities.

Track & Field: FAT for Class A-3A - Ms. Marquez reminded the Board that Fully Automatic Timing will be a requirement for all track and field state qualifying events in Class A-3A beginning next school year (2022-2023). Mr. Casados requested information regarding this new requirement and best practices in purchasing/outsourcing these systems be sent to Class A-3A member schools.

Softball: State Tournament Venue - Ms. Marquez requested feedback regarding the State Tournament Venue for future State Softball Championships. She stated possible issues regarding ADA compliance, parking, and spectator accommodations may warrant a change from the current facilities. Feedback included possibly alternating small school/large school championship sites or placing them on separate weekends, along with consideration to move the event to other areas across the state.

Spring Championships: Calendar - Ms. Marquez asked for feedback regarding a possible shift with the Spring Sport Championship calendar that would place events 1-2 weeks later. She referenced conflicts with other UNM events, including graduation at The Pit which causes severe logistical challenges for State Baseball and Softball. She also mentioned that the Soccer State Championships and the Mountain West Conference Soccer Championships have conflicting dates for the 2022 season, and thus the NMAA is currently looking at alternatives for this Fall.

**Action Items:**

Football: State Qualifiers for 8-Man Playoffs - Mr. Dusty Young, NMAA Associate Director, presented a proposal to consider adjusting the number of qualifiers for the 8-Man State Football playoffs from 6 to 8 starting with the 2022-2023 school year (2022 football season). Mr. Casados asked for a motion to approve the proposal as presented. Mr. Dempsey made the motion to approve the proposal. Mr. Null seconded the motion. A vote was taken and passed unanimously (13-0).

Football: Coaches Education Update - Mr. Young presented a proposal to update bylaw 7.15.1.K Coaches Education to read as follows: Football Coaches must complete the NFHS Learn Football Tackling Course. It is the responsibility of the school district to ensure that each coach has this certification, which is current for four (4) years from the date of completion. This requirement is for ALL middle school/junior high and high school coaches. \*Note- Coaches that have previously taken the USA Football Heads Up Course do not need to take the new course until their original certification expires (expiration is 4-years from the date of completion). Mr. Casados asked for a motion to approve the proposal as presented. Mr. Madrid made the motion to approve the proposal. Mr. Jaramillo seconded the motion. A vote was taken and passed unanimously (13-0).

Wrestling: Standardized Point Value for District Duals - Mr. Scott Owen, NMAA Assistant Director, presented a proposal to add to the match/meet limitation rule a standardized point value for conducting each district's district dual meet requirement. 7.24.1.D Match/Meet Limitation- Each varsity team/individual is limited to thirty-two (32) competition points prior to the regional tournament. Competition points are as follows (See bylaw 9.8.12.B for middle school/junior high competition limits): Dual Meet- 1 point; Double Dual/Triangular-2 points; Quad/One-Day Tournament-3 points; District Dual Meet Requirement for districts with 6 or fewer schools- 3 points; Two-Day Tournament with Single or Double Elimination-4 points; District Dual Meet Requirement for districts with 7-8 schools- 4 points; District Dual Meet Requirement for districts with 9 or more schools -5 points and Two-Day Multi-School Event with No/Limited Elimination- 6 points. Mr. Casados asked for a motion to approve the proposal as presented. Dr. Mizell made the motion to approve the proposal. Mr. Dempsey seconded the motion. A vote was taken and passed unanimously (13-0).

NMHSCA: All Star Games - Mr. Buster Mabrey, NMHSCA Executive Director, presented a proposal to edit Bylaw 7.6.22.C and eliminate Bylaw 7.6.22.D (which stated "games must be held after the academic completion of the respective school year unless specific games are approved by the NMAA Commission & NMAA Board of Directors on a yearly basis). Bylaw 7.6.22.C shall now read as follows: Only current seniors that are academically eligible per NMAA standards and on pace to graduate may participate. Mr. Casados asked for a motion to approve the proposal as presented. Mr. Ramos made the motion to amend the language to Bylaw 7.6.22 C to read: only current seniors that are academically eligible per NMAA standards and on pace to graduate, or have graduated, may participate. Mr. Dempsey seconded the amended motion. A vote was taken and passed unanimously (13-0).

COVID Handbook Addendum: For 2022-2023 - Ms. Marquez presented a proposal to consider adoption of the NMAA Handbook Addendum on a temporary basis for the 2022-2023 school year. The addendum includes amendments and clarifications to NMAA Bylaws due to COVID-19 and may be adjusted throughout the year to address state and/or local public health guidelines. Mr. Casados asked for a motion to approve the proposal as presented. Mr. Moyer made the motion to approve the proposal. Dr. Mizell seconded the motion. A vote was taken and passed unanimously. (13-0)

Bylaw 7.7.4: Add Administrative Presence - Ms. Marquez presented a proposal to require administrative presence at all home contests. Also, recommend administrative presence at potentially contentious away contests. Bylaw 7.7.4 Crowd Control shall read as follows: A school is responsible for the conduct of its team, coaches, students, and fans at any interscholastic event in which the school is participating. The basic responsibility for crowd control lies with the host administration who are required to be in attendance. It is recommended that the visiting school provide administrator/faculty presence for any potentially contentious contests. The Executive Director may invoke penalties upon member school for actions, which violate the principles of "Compete with Class." These actions include, but are not limited to, hindering the normal progress of an event, creating situations that may lead to the restriction or discontinuance of interscholastic competition, or endangering or threatening the personal safety of any individuals involved. Unsportsmanlike conduct by coaches, students, and/or spectators may cause the school or individual to be placed on probation or suspension for 180 school days/ 365 calendar days (See also 7.6.23). Mr. Casados asked for a motion to approve the proposal as presented. Mr. Moyer made the motion to amend the proposal to Bylaw 7.7.4 Crowd Control to read as follows: A school is responsible for the conduct of its team, coaches, students, and fans at any interscholastic event in which the school is participating. The basic responsibility for crowd control lies with the host

administration who are required to provide an administrator or administrator's designee to be in attendance. It is also recommended that the visiting school provide an administrator or administrator's designee for any potentially contentious contests. In both situations, the administrator and/or administrator's designee cannot be a coach participating in the event. The Executive Director may invoke penalties upon member school for actions, which violate the principles of "Compete with Class." These actions include, but are not limited to, hindering the normal progress of an event, creating situations that may lead to the restriction or discontinuance of interscholastic competition, or endangering or threatening the personal safety of any individuals involved. Unsportsmanlike conduct by coaches, students, and/or spectators may cause the school or individual to be placed on probation or suspension for 180 school days/ 365 calendar days (See also 7.6.23). Dr. Mizell seconded the motion as amended. A vote was taken and passed unanimously. (13-0)

Seeding/Selection: Tiebreaker Criteria Change - Ms. Marquez presented a proposal to update Bylaw 7.11.3 NOTE to read as follows: In the event of a tie among criteria points, head-to-head will be used to break the tie. If there is no head-to-head competition, or the head-to-head competition is tied, then MaxPreps Strength of Schedule shall be used to break the tie. Mr. Casados asked for a motion to approve the proposal as presented. Mr. Null made the motion to approve the proposal. Mr. Lackey seconded the motion. A vote was taken and passed unanimously (13-0).

Powerlifting: Sanction as Sport - Ms. Marquez presented a proposal to continue to sanction Powerlifting as an NMAA sanctioned activity in 2022-2023 and elevate it to a sport in 2023-2024. Mr. Casados asked for a motion to approve the proposal as presented. Dr. Romero made a motion to approve the proposal. Mr. Viramontes seconded the motion. A vote was taken and passed unanimously (13-0).

Out-Of-Season Coaching: New Bylaws - Ms. Marquez presented a proposal to consider adjustments to NMAA Bylaws within Section 7.4 and 7.5 that reflect the recent changes to out-of-season coaching that were passed by the Board and via Referenda in May. Mr. Casados asked for a motion to approve the proposal as presented. Mr. Ramos made the motion to amend the proposal and remove 7.5.3 A from the Bylaws. Dr. Mizell seconded the motion. A vote was taken and passed unanimously (13-0).

#### **Executive Session:**

Mr. Casados asked for a motion to go into Executive Session at 12:57 p.m. to discuss financial, personnel, pending/possible legal matters, and to review the end of year Executive Director evaluation with Ms. Marquez. Mr. Dempsey made the motion to enter into Executive Session. Mr. Jaramillo seconded the motion. A roll call vote was taken and passed unanimously (13-0).

Yes/For	No/Against	Board Member Name
Yes		Mr. Anthony Casados, Board President (Small Area A)
Yes		Dr. Kim Mizell (Large Area A)
Yes		Mr. Matt Moyer (Small Area B)
Yes		Mr. J.R. Null (Large Area B)
Yes		Mr. David Lackey (Small Area C)
Yes		Mr. Travis Dempsey (Large Area C)
Yes		Mr. Lee White (Small Area D)
Yes		Dr. Arsenio Romero (Large Area D)
Yes		Mr. Scott Elder (Large School District I)
Yes		Mr. Ralph Ramos (Large School District II)
Yes		Mr. Martin Madrid (At-Large)
Yes		Mr. Ernie Viramontes (NMAA Commission)
Yes		Mr. Marvyn Jaramillo (New Mexico School Boards Association)

Mr. Casados asked for a motion to exit out of Executive Session at 1:34 p.m. Mr. Casados stated no action was taken in Executive Session. Mr. Madrid made the motion to exit out of Executive Session. Mr. Ramos seconded the motion. A roll call vote was taken and passed unanimously (13-0).

Yes/For	No/Against	Board Member Name
Yes		Mr. Anthony Casados, Board President (Small Area A)
Yes		Dr. Kim Mizell (Large Area A)
Yes		Mr. Matt Moyer (Small Area B)
Yes		Mr. J.R. Null (Large Area B)
Yes		Mr. David Lackey (Small Area C)
Yes		Mr. Travis Dempsey (Large Area C)
Yes		Mr. Lee White (Small Area D)
Yes		Dr. Arsenio Romero (Large Area D)
Yes		Mr. Scott Elder (Large School District I)
Yes		Mr. Ralph Ramos (Large School District II)
Yes		Mr. Martin Madrid (At-Large)
Yes		Mr. Ernie Viramontes (NMAA Commission)
Yes		Mr. Marvyn Jaramillo (New Mexico School Boards Association)

#### **Executive Director Contract**

Mr. Casados asked for a motion to approve the Executive Director's contract as presented. Dr. Mizell made the motion to approve the renewal of the Executive Director's contract through the 2024-2025 school year and also include a 10% raise. Mr. Null seconded the motion. A vote was taken and passed unanimously (13-0).

#### **Consider Adjournment:**

Mr. Casados asked for a motion to adjourn the meeting at 1:36 p.m. Mr. Elder made the motion to adjourn the meeting. Mr. Jaramillo seconded the motion. A vote was taken and passed unanimously (13-0).

**The next Board Meeting is scheduled for September 7, 2022**



## 2021-2022 ALL SPORTS AND ACTIVITIES

	Jul '21 - Jun 22	Budget	\$ Over Budget	% of Budget
<b>Income</b>				
4052 · DONATIONS	720.00	0.00	720.00	100.0%
4111 · GATE RECEIPTS				
4111-01 · GATE RECEIPTS (RESERVED)	90,065.00	140,000.00	-49,935.00	64.3%
4111 · GATE RECEIPTS - Other	1,889,442.00	1,756,000.00	133,442.00	107.6%
<b>Total 4111 · GATE RECEIPTS</b>	<b>1,979,507.00</b>	<b>1,896,000.00</b>	<b>83,507.00</b>	<b>104.4%</b>
4114 · SPONSORSHIPS	321,000.00	316,000.00	5,000.00	101.6%
4115-01 · BANQUET INCOME	75.00	1,000.00	-925.00	7.5%
4115 · ENTRY FEES	13,750.00	17,500.00	-3,750.00	78.6%
4116 · T-SHIRT& CONCESSIONS				
4116S · SPIRIT SHIRT	-72.00	0.00	-72.00	100.0%
4116 · T-SHIRT& CONCESSIONS - Other	154,192.57	150,950.00	3,242.57	102.1%
<b>Total 4116 · T-SHIRT&amp; CONCESSIONS</b>	<b>154,120.57</b>	<b>150,950.00</b>	<b>3,170.57</b>	<b>102.1%</b>
4119 · WRESTLING ASSESSMENT FEES	10,020.00	10,000.00	20.00	100.2%
4126 · CORPORATE SHARE	0.00	2,000.00	-2,000.00	0.0%
<b>Total Income</b>	<b>2,479,192.57</b>	<b>2,393,450.00</b>	<b>85,742.57</b>	<b>103.6%</b>
<b>Expense</b>				
6072 · NON NMAA GAME EX	1,160.00	0.00	1,160.00	100.0%
7011-01 · NON NMAA OFFICIAL FEES	1,373.40	0.00	1,373.00	100.0%
7011 · OFFICIALS/ADJUDICATORS	233,660.73	244,700.00	-11,039.27	95.5%
7012 · EVENT PERSONNEL				
7012T · ATHLETIC TRAINER	17,927.50	20,450.00	-2,522.50	87.7%
7012 · EVENT PERSONNEL - Other	353,491.12	384,200.00	-30,708.88	92.0%
<b>Total 7012 · EVENT PERSONNEL</b>	<b>371,418.62</b>	<b>404,650.00</b>	<b>-33,231.38</b>	<b>91.8%</b>
7013 · FACILITY COSTS	98,738.51	141,000.00	-42,261.49	70.0%
7014 · SECURITY	72,055.76	86,000.00	-13,944.24	83.8%
7015 · TROPHIES/MEDALS/AWARDS	46,499.95	62,100.00	-15,600.05	74.9%
7017 · MEALS	13,836.80	11,950.00	1,886.80	115.8%
7018 · TRAVEL	12,064.75	13,700.00	-1,635.25	88.1%
7020 · SPONSORSHIPSA	3,000.00	4,000.00	-1,000.00	75.0%
7021 · PROGRAMS/PRINTING	15,406.00	28,200.00	-12,794.00	54.6%
7022 · SUPPLIES & EQUIPMENT	44,190.65	35,450.00	8,740.65	124.7%
7023 · VISITING TEAM SHARE	62,097.51	50,000.00	12,097.51	124.2%
7024 · HOST SCHOOL SHARE	62,097.51	50,000.00	12,097.51	124.2%
7025 · SCHOOL SHARE	113,853.53	70,000.00	43,853.53	162.6%
7026 · HOSPITALITY	11,496.01	15,500.00	-4,003.99	74.2%
7028 · WEIGHT MGT	9,805.00	11,500.00	-1,695.00	85.3%
7031 · REUNION/HALL OF FAME EXPENSES	19,413.31	10,000.00	9,413.31	194.1%
7114 · ARBITER FEES	3,133.85	0.00	3,133.85	100.0%
<b>Total Expense</b>	<b>1,195,301.89</b>	<b>1,238,750.00</b>	<b>-43,448.11</b>	<b>96.5%</b>
<b>NET INCOME</b>	<b>\$ 1,283,890.68</b>	<b>\$ 1,154,700.00</b>	<b>129,190.68</b>	<b>111.2%</b>

## 2021-2022 ALL SPORTS

	Jul '21 - Jun 22	Budget	\$ Over Budget	% of Budget
<b>Income</b>				
4052 · DONATIONS	720.00	0.00	720.00	100.0%
4111 · GATE RECEIPTS				
4111-01 · GATE RECEIPTS (RESERVED)	90,065.00	140,000.00	-49,935.00	64.3%
4111 · GATE RECEIPTS - Other	1,889,442.00	1,756,000.00	133,442.00	107.6%
Total 4111 · GATE RECEIPTS	1,979,507.00	1,896,000.00	83,507.00	104.4%
4114 · SPONSORSHIPS	297,500.00	297,500.00	0.00	100.0%
4115-01 · BANQUET INCOME	75.00	1,000.00	-925.00	7.5%
4116 · T-SHIRT& CONCESSIONS				
4116S · SPIRIT SHIRT	-72.00	0.00	-72.00	100.0%
4116 · T-SHIRT& CONCESSIONS - Other	146,692.57	143,450.00	3,242.57	102.3%
Total 4116 · T-SHIRT& CONCESSIONS	146,620.57	143,450.00	3,170.57	102.2%
4119 · WRESTLING ASSESSMENT FEES	10,020.00	10,000.00	20.00	100.2%
4126 · CORPORATE SHARE	0.00	2,000.00	-2,000.00	0.0%
Total Income	2,434,442.57	2,349,950.00	84,492.57	103.6%
<b>Expense</b>				
6072 · NON NMAA GAME EX	1,160.00	0.00	1,160.00	100.0%
7011-01 · NON NMAA OFFICIAL FEES	1,373.40	0.00	1,373.40	100.0%
7011 · OFFICIALS/ADJUDICATORS	226,157.73	238,950.00	-12,792.27	94.6%
7012 · EVENT PERSONNEL				
7012T · ATHLETIC TRAINER	17,702.50	20,450.00	-2,747.50	86.6%
7012 · EVENT PERSONNEL - Other	341,217.37	377,000.00	-35,782.63	90.5%
Total 7012 · EVENT PERSONNEL	358,919.87	397,450.00	-38,530.13	90.3%
7013 · FACILITY COSTS	94,153.51	137,500.00	-43,346.49	68.5%
7014 · SECURITY	70,996.63	85,200.00	-14,203.37	83.3%
7015 · TROPHIES/MEDALS/AWARDS	33,851.03	36,700.00	-2,848.97	92.2%
7017 · MEALS	9,158.22	10,650.00	-1,491.78	85.0%
7018 · TRAVEL	9,483.77	10,950.00	-1,466.23	86.6%
7021 · PROGRAMS/PRINTING	9,946.00	25,450.00	-15,504.00	39.1%
7022 · SUPPLIES & EQUIPMENT	39,144.74	33,800.00	5,344.74	115.8%
7023 · VISITING TEAM SHARE	62,097.51	50,000.00	12,097.51	124.2%
7024 · HOST SCHOOL SHARE	62,097.51	50,000.00	12,097.51	124.2%
7025 · SCHOOL SHARE	113,853.53	70,000.00	43,853.53	162.6%
7026 · HOSPITALITY	11,114.16	14,500.00	-3,385.84	76.6%
7028 · WEIGHT MGT	9,805.00	11,500.00	-1,695.00	85.3%
7031 · REUNION/HALL OF FAME EXPENSES	19,413.31	10,000.00	9,413.31	194.1%
7114 · ARBITER FEES	3,075.60	0.00	3,075.60	100.0%
Total Expense	1,135,801.52	1,182,650.00	-46,848.48	96.0%
<b>NET INCOME</b>	<b>\$ 1,298,641.05</b>	<b>\$ 1,167,300.00</b>	<b>131,341.05</b>	<b>111.3%</b>

## 2021-2022 FALL SPORTS

	Jul '21 - Jun 22	Budget	\$ Over Budget	% of Budget
<b>Income</b>				
4111 · GATE RECEIPTS	711,375.00	605,000.00	106,375.00	117.6%
4114 · SPONSORSHIPS	105,000.00	105,000.00	0.00	100.0%
4116 · T-SHIRT& CONCESSIONS	47,879.38	47,500.00	379.38	100.8%
<b>Total Income</b>	<b>864,254.38</b>	<b>757,500.00</b>	<b>106,754.38</b>	<b>114.1%</b>
<b>Expense</b>				
6072 · NON NMAA GAME EX	700.00	0.00	700.00	100.0%
7011-01 · NON NMAA OFFICIAL FEES	1,373.40	0.00	1,373.40	100.0%
7011 · OFFICIALS/ADJUDICATORS	73,399.60	84,000.00	-10,600.40	87.4%
7012 · EVENT PERSONNEL				
7012T · ATHLETIC TRAINER	2,910.00	4,550.00	-1,640.00	64.0%
7012 · EVENT PERSONNEL - Other	91,529.73	90,000.00	1,529.73	101.7%
<b>Total 7012 · EVENT PERSONNEL</b>	<b>94,439.73</b>	<b>94,550.00</b>	<b>-110.27</b>	<b>99.9%</b>
7013 · FACILITY COSTS	19,278.34	18,000.00	1,278.34	107.1%
7014 · SECURITY	20,561.80	15,700.00	4,861.80	131.0%
7015 · TROPHIES/MEDALS/AWARDS	5,538.00	8,850.00	-3,312.00	62.6%
7017 · MEALS	1,024.40	1,400.00	-375.60	73.2%
7018 · TRAVEL	1,851.20	1,450.00	401.20	127.7%
7021 · PROGRAMS/PRINTING	2,790.40	7,700.00	-4,909.60	36.2%
7022 · SUPPLIES & EQUIPMENT	7,915.13	10,700.00	-2,784.87	74.0%
7023 · VISITING TEAM SHARE	62,097.51	50,000.00	12,097.51	124.2%
7024 · HOST SCHOOL SHARE	62,097.51	50,000.00	12,097.51	124.2%
7026 · HOSPITALITY	2,135.44	1,000.00	1,135.44	213.5%
7114 · ARBITER FEES	1,068.00	0.00	1,068.00	100.0%
<b>Total Expense</b>	<b>356,270.46</b>	<b>343,350.00</b>	<b>12,920.46</b>	<b>103.8%</b>
<b>NET INCOME</b>	<b>\$ 507,983.92</b>	<b>\$ 414,150.00</b>	<b>93,833.92</b>	<b>122.7%</b>

## 2021-2022 SOCCER

	Jul '21 - Jun 22	Budget	\$ Over Budget	% of Budget
<b>Income</b>				
4111 · GATE RECEIPTS	30,415.00	25,000.00	5,415.00	121.7%
4114 · SPONSORSHIPS	31,000.00	31,000.00	0.00	100.0%
4116 · T-SHIRT& CONCESSIONS	9,500.00	9,500.00	0.00	100.0%
<b>Total Income</b>	<b>70,915.00</b>	<b>65,500.00</b>	<b>5,415.00</b>	<b>108.3%</b>
<b>Expense</b>				
6072 · NON NMAA GAME EX	630.00	0.00	630.00	100.0%
7011 · OFFICIALS/ADJUDICATORS	4,156.55	5,000.00	-843.45	83.1%
7012 · EVENT PERSONNEL				
7012T · ATHLETIC TRAINER	0.00	800.00	-800.00	0.0%
7012 · EVENT PERSONNEL - Other	781.40	2,500.00	-1,718.60	31.3%
<b>Total 7012 · EVENT PERSONNEL</b>	<b>781.40</b>	<b>3,300.00</b>	<b>-2,518.60</b>	<b>23.7%</b>
7013 · FACILITY COSTS	3,059.59	3,000.00	59.59	102.0%
7014 · SECURITY	0.00	2,500.00	-2,500.00	0.0%
7015 · TROPHIES/MEDALS/AWARDS	1,074.84	2,000.00	-925.16	53.7%
7017 · MEALS	325.76	500.00	-174.24	65.2%
7018 · TRAVEL	0.00	100.00	-100.00	0.0%
7021 · PROGRAMS/PRINTING	603.85	1,000.00	-396.15	60.4%
7022 · SUPPLIES & EQUIPMENT	30.45	1,000.00	-969.55	3.0%
7114 · ARBITER FEES	65.25	0.00	65.25	100.0%
<b>Total Expense</b>	<b>10,727.69</b>	<b>18,400.00</b>	<b>-7,672.31</b>	<b>58.3%</b>
<b>NET INCOME</b>	<b>\$ 60,187.31</b>	<b>\$ 47,100.00</b>	<b>13,087.31</b>	<b>127.8%</b>

## 2021-2022 CROSS COUNTRY

	Jul '21 - Jun 22	Budget	\$ Over Budget	% of Budget
<b>Income</b>				
4111 · GATE RECEIPTS	42,225.00	30,000.00	12,225.00	140.8%
4114 · SPONSORSHIPS	17,000.00	17,000.00	0.00	100.0%
4116 · T-SHIRT& CONCESSIONS	11,000.00	11,000.00	0.00	100.0%
<b>Total Income</b>	<b>70,225.00</b>	<b>58,000.00</b>	<b>12,225.00</b>	<b>121.1%</b>
<b>Expense</b>				
7012 · EVENT PERSONNEL				
7012T · ATHLETIC TRAINER	1,320.00	750.00	570.00	176.0%
7012 · EVENT PERSONNEL - Other	9,045.00	6,500.00	2,545.00	139.2%
<b>Total 7012 · EVENT PERSONNEL</b>	<b>10,365.00</b>	<b>7,250.00</b>	<b>3,115.00</b>	<b>143.0%</b>
7014 · SECURITY	1,660.89	3,200.00	-1,539.11	51.9%
7015 · TROPHIES/MEDALS/AWARDS	2,313.48	2,600.00	-286.52	89.0%
7017 · MEALS	219.83	200.00	19.83	109.9%
7018 · TRAVEL	609.71	100.00	509.71	609.7%
7021 · PROGRAMS/PRINTING	783.85	1,000.00	-216.15	78.4%
7022 · SUPPLIES & EQUIPMENT	2,817.35	3,500.00	-682.65	80.5%
7114 · ARBITER FEES	63.00	0.00	63.00	100.0%
<b>Total Expense</b>	<b>18,833.11</b>	<b>17,850.00</b>	<b>983.11</b>	<b>105.5%</b>
<b>NET INCOME</b>	<b>\$ 51,391.89</b>	<b>\$ 40,150.00</b>	<b>11,241.89</b>	<b>128.0%</b>

## 2021-2022 VOLLEYBALL

	Jul '21 - Jun 22	Budget	\$ Over Budget	% of Budget
<b>Income</b>				
4111 · GATE RECEIPTS	120,125.00	105,000.00	15,125.00	114.4%
4114 · SPONSORSHIPS	22,000.00	22,000.00	0.00	100.0%
4116 · T-SHIRT& CONCESSIONS	11,379.38	11,000.00	379.38	103.4%
<b>Total Income</b>	<b>153,504.38</b>	<b>138,000.00</b>	<b>15,504.38</b>	<b>111.2%</b>
<b>Expense</b>				
7011 · OFFICIALS/ADJUDICATORS	27,535.43	30,000.00	-2,464.57	91.8%
7012 · EVENT PERSONNEL				
7012T · ATHLETIC TRAINER	1,590.00	3,000.00	-1,410.00	53.0%
7012 · EVENT PERSONNEL - Other	39,621.46	39,000.00	621.46	101.6%
<b>Total 7012 · EVENT PERSONNEL</b>	<b>41,211.46</b>	<b>42,000.00</b>	<b>-788.54</b>	<b>98.1%</b>
7013 · FACILITY COSTS	12,201.25	10,000.00	2,201.25	122.0%
7014 · SECURITY	1,763.80	0.00	1,763.80	100.0%
7015 · TROPHIES/MEDALS/AWARDS	895.70	1,500.00	-604.30	59.7%
7017 · MEALS	178.09	200.00	-21.91	89.0%
7018 · TRAVEL	481.50	250.00	231.50	192.6%
7021 · PROGRAMS/PRINTING	688.85	1,200.00	-511.15	57.4%
7022 · SUPPLIES & EQUIPMENT	5,036.87	5,200.00	-163.13	96.9%
7026 · HOSPITALITY	2,135.44	1,000.00	1,135.44	213.5%
7114 · ARBITER FEES	528.00	0.00	528.00	100.0%
<b>Total Expense</b>	<b>92,656.39</b>	<b>91,350.00</b>	<b>1,306.39</b>	<b>101.4%</b>
<b>NET INCOME</b>	<b>\$ 60,847.99</b>	<b>\$ 46,650.00</b>	<b>14,197.99</b>	<b>130.4%</b>

## 2021-2022 FOOTBALL

	Jul '21 - Jun 22	Budget	\$ Over Budget	% of Budget
<b>Income</b>				
4111 · GATE RECEIPTS	518,610.00	445,000.00	73,610.00	116.5%
4114 · SPONSORSHIPS	35,000.00	35,000.00	0.00	100.0%
4116 · T-SHIRT& CONCESSIONS	16,000.00	16,000.00	0.00	100.0%
<b>Total Income</b>	<b>569,610.00</b>	<b>496,000.00</b>	<b>73,610.00</b>	<b>114.8%</b>
<b>Expense</b>				
6072 · NON NMAA GAME EX	70.00	0.00	70.00	100.0%
7011-01 · NON NMAA OFFICIAL FEE	1,373.40	0.00	1,373.40	100.0%
7011 · OFFICIALS/ADJUDICATORS	41,707.62	49,000.00	-7,292.38	85.1%
7012 · EVENT PERSONNEL	42,081.87	42,000.00	81.87	100.2%
7013 · FACILITY COSTS	4,017.50	5,000.00	-982.50	80.4%
7014 · SECURITY	17,137.11	10,000.00	7,137.11	171.4%
7015 · TROPHIES/MEDALS/AWARDS	1,253.98	2,750.00	-1,496.02	45.6%
7017 · MEALS	300.72	500.00	-199.28	60.1%
7018 · TRAVEL	759.99	1,000.00	-240.01	76.0%
7021 · PROGRAMS/PRINTING	713.85	4,500.00	-3,786.15	15.9%
7022 · SUPPLIES & EQUIPMENT	30.46	1,000.00	-969.54	3.0%
7023 · VISITING TEAM SHARE	62,097.51	50,000.00	12,097.51	124.2%
7024 · HOST SCHOOL SHARE	62,097.51	50,000.00	12,097.51	124.2%
7114 · ARBITER FEES	411.75	0.00	411.75	100.0%
<b>Total Expense</b>	<b>234,053.27</b>	<b>215,750.00</b>	<b>18,303.27</b>	<b>108.5%</b>
<b>NET EXPENSES</b>	<b>\$ 335,556.73</b>	<b>\$ 280,250.00</b>	<b>55,306.73</b>	<b>119.7%</b>

## 2021-2022 WINTER SPORTS

	Jul '21 - Jun 22	Budget	\$ Over Budget	% of Budget
<b>Income</b>				
4052 · DONATIONS	720.00	0.00	720.00	100.0%
4111 · GATE RECEIPTS				
4111-01 · GATE RECEIPTS (RESERVED)	90,065.00	140,000.00	-49,935.00	64.3%
4111 · GATE RECEIPTS - Other	969,647.00	976,000.00	-6,353.00	99.3%
<b>Total 4111 · GATE RECEIPTS</b>	<b>1,059,712.00</b>	<b>1,116,000.00</b>	<b>-56,288.00</b>	<b>95.0%</b>
4114 · SPONSORSHIPS	103,500.00	103,500.00	0.00	100.0%
4115-01 · BANQUET INCOME	75.00	1,000.00	-925.00	7.5%
4116 · T-SHIRT & CONCESSIONS				
4116S · SPIRIT SHIRT	-72.00	0.00	-72.00	100.0%
4116 · T-SHIRT & CONCESSIONS - Other	47,013.19	44,150.00	2,863.19	106.5%
<b>Total 4116 · T-SHIRT &amp; CONCESSIONS</b>	<b>46,941.19</b>	<b>44,150.00</b>	<b>2,791.19</b>	<b>106.3%</b>
4119 · WRESTLING ASSESSMENT FEES	10,020.00	10,000.00	20.00	100.2%
4126 · CORPORATE SHARE	0.00	2,000.00	-2,000.00	0.0%
<b>Total Income</b>	<b>1,220,968.19</b>	<b>1,276,650.00</b>	<b>-55,681.81</b>	<b>95.6%</b>
<b>Expense</b>				
6072 · NON NMAA GAME EX	210.00	0.00	210.00	100.0%
7011 · OFFICIALS/ADJUDICATORS	106,163.77	104,200.00	1,963.77	101.9%
7012 · EVENT PERSONNEL				
7012T · ATHLETIC TRAINER	6,520.00	7,500.00	-980.00	86.9%
7012 · EVENT PERSONNEL - Other	164,957.63	211,500.00	-46,542.37	78.0%
<b>Total 7012 · EVENT PERSONNEL</b>	<b>171,477.63</b>	<b>219,000.00</b>	<b>-47,522.37</b>	<b>78.3%</b>
7013 · FACILITY COSTS	62,505.82	105,500.00	-42,994.18	59.2%
7014 · SECURITY	47,498.34	65,750.00	-18,251.66	72.2%
7015 · TROPHIES/MEDALS/AWARDS	10,108.29	10,500.00	-391.71	96.3%
7017 · MEALS	1,760.44	1,500.00	260.44	117.4%
7018 · TRAVEL	6,580.48	7,900.00	-1,319.52	83.3%
7021 · PROGRAMS/PRINTING	3,896.40	12,250.00	-8,353.60	31.8%
7022 · SUPPLIES & EQUIPMENT	14,245.93	10,500.00	3,745.93	135.7%
7025 · SCHOOL SHARE	113,853.53	70,000.00	43,853.53	162.6%
7026 · HOSPITALITY	8,560.54	13,500.00	-4,939.46	63.4%
7028 · WEIGHT MGT	9,805.00	11,500.00	-1,695.00	85.3%
7031 · REUNION/HALL OF FAME EXPENSES	19,413.31	10,000.00	9,413.31	194.1%
7114 · ARBITER FEES	1,445.20	0.00	1,445.20	100.0%
<b>Total Expense</b>	<b>577,524.68</b>	<b>642,100.00</b>	<b>-64,575.32</b>	<b>89.9%</b>
<b>NET INCOME</b>	<b>\$ 643,443.51</b>	<b>\$ 634,550.00</b>	<b>8,893.51</b>	<b>101.4%</b>

## 2021-2022 WRESTLING

	Jul '21 - Jun 22	Budget	\$ Over Budget	% of Budget
<b>Income</b>				
4111 · GATE RECEIPTS	52,845.00	64,000.00	-11,155.00	82.6%
4114 · SPONSORSHIPS	25,000.00	25,000.00	0.00	100.0%
4116 · T-SHIRT& CONCESSIONS	12,093.61	10,000.00	2,093.61	120.9%
4119 · WRESTLING ASSESSMENT FEES	10,020.00	10,000.00	20.00	100.2%
<b>Total Income</b>	<b>99,958.61</b>	<b>109,000.00</b>	<b>-9,041.39</b>	<b>91.7%</b>
<b>Expense</b>				
6072 · NON NMAA GAME EX	110.00	0.00	110.00	100.0%
7011 · OFFICIALS/ADJUDICATORS	10,124.88	9,500.00	624.88	106.6%
7012 · EVENT PERSONNEL				
7012T · ATHLETIC TRAINER	2,590.00	2,000.00	590.00	129.5%
7012 · EVENT PERSONNEL - Other	28,875.63	26,000.00	2,875.63	111.1%
<b>Total 7012 · EVENT PERSONNEL</b>	<b>31,465.63</b>	<b>28,000.00</b>	<b>3,465.63</b>	<b>112.4%</b>
7013 · FACILITY COSTS	6,300.00	6,500.00	-200.00	96.9%
7014 · SECURITY	4,280.00	2,000.00	2,280.00	214.0%
7015 · TROPHIES/MEDALS/AWARDS	2,112.51	2,000.00	112.51	105.6%
7017 · MEALS	1,122.11	500.00	622.11	224.4%
7018 · TRAVEL	0.00	400.00	-400.00	0.0%
7021 · PROGRAMS/PRINTING	293.85	750.00	-456.15	39.2%
7022 · SUPPLIES & EQUIPMENT	3,488.75	3,500.00	-11.25	99.7%
7028 · WEIGHT MGT	9,805.00	11,500.00	-1,695.00	85.3%
7114 · ARBITER FEES	161.80	0.00	161.80	100.0%
<b>Total Expense</b>	<b>69,264.53</b>	<b>64,650.00</b>	<b>4,614.53</b>	<b>107.1%</b>
<b>NET INCOME</b>	<b>\$ 30,694.08</b>	<b>\$ 44,350.00</b>	<b>-13,655.92</b>	<b>69.2%</b>

## 2021-2022 SWIMMING & DIVING

	Jul '21 - Jun 22	Budget	\$ Over Budget	% of Budget
<b>Income</b>				
4111 · GATE RECEIPTS	5,110.00	12,000.00	-6,890.00	42.6%
4114 · SPONSORSHIPS	12,000.00	12,000.00	0.00	100.0%
4116 · T-SHIRT& CONCESSIONS	5,000.00	5,000.00	0.00	100.0%
<b>Total Income</b>	<b>22,110.00</b>	<b>29,000.00</b>	<b>-6,890.00</b>	<b>76.2%</b>
<b>Expense</b>				
7011 · OFFICIALS/ADJUDICATORS	5,015.00	5,200.00	-185.00	96.4%
7012 · EVENT PERSONNEL				
7012T · ATHLETIC TRAINER	510.00	600.00	-90.00	85.0%
7012 · EVENT PERSONNEL - Other	2,243.35	3,500.00	-1,256.65	64.1%
<b>Total 7012 · EVENT PERSONNEL</b>	<b>2,753.35</b>	<b>4,100.00</b>	<b>-1,346.65</b>	<b>67.2%</b>
7014 · SECURITY	3,980.56	3,750.00	230.56	106.1%
7015 · TROPHIES/MEDALS/AWARDS	1,847.56	2,500.00	-652.44	73.9%
7017 · MEALS	53.87	100.00	-46.13	53.9%
7021 · PROGRAMS/PRINTING	468.85	500.00	-31.15	93.8%
7022 · SUPPLIES & EQUIPMENT	1,440.32	1,000.00	440.32	144.0%
7026 · HOSPITALITY	751.94	1,000.00	-248.06	75.2%
7114 · ARBITER FEES	94.00	0.00	94.00	100.0%
<b>Total Expense</b>	<b>16,405.45</b>	<b>18,150.00</b>	<b>-1,744.55</b>	<b>90.4%</b>
<b>NET INCOME</b>	<b>\$ 5,704.55</b>	<b>\$ 10,850.00</b>	<b>-5,145.45</b>	<b>52.6%</b>

## 2021-2022 BASKETBALL

	Jul '21 - Jun 22	Budget	\$ Over Budget	% of Budget
<b>Income</b>				
4052 · DONATIONS	720.00	0.00	720.00	100.0%
4111 · GATE RECEIPTS				
4111-01 · GATE RECEIPTS (RESERVED)	90,065.00	140,000.00	-49,935.00	64.3%
4111 · GATE RECEIPTS - Other	829,952.00	750,000.00	79,952.00	110.7%
Total 4111 · GATE RECEIPTS	920,017.00	890,000.00	30,017.00	103.4%
4114 · SPONSORSHIPS	46,500.00	46,500.00	0.00	100.0%
4115-01 · BANQUET INCOME	75.00	1,000.00	-925.00	7.5%
4116 · T-SHIRT& CONCESSIONS	20,919.58	20,150.00	769.58	103.8%
Total Income	988,231.58	957,650.00	30,581.58	103.2%
<b>Expense</b>				
6072 · NON NMAA GAME EX	100.00	0.00	100.00	100.0%
7011 · OFFICIALS/ADJUDICATORS	74,900.57	78,000.00	-3,099.43	96.0%
7012 · EVENT PERSONNEL				
7012T · ATHLETIC TRAINER	2,115.00	3,700.00	-1,585.00	57.2%
7012 · EVENT PERSONNEL - Other	103,065.23	154,000.00	-50,934.77	66.9%
Total 7012 · EVENT PERSONNEL	105,180.23	157,700.00	-52,519.77	66.7%
7013 · FACILITY COSTS	47,733.66	75,000.00	-27,266.34	63.6%
7014 · SECURITY	30,578.49	50,000.00	-19,421.51	61.2%
7015 · TROPHIES/MEDALS/AWARDS	2,649.40	3,000.00	-350.60	88.3%
7017 · MEALS	338.92	400.00	-61.08	84.7%
7021 · PROGRAMS/PRINTING	2,187.85	10,000.00	-7,812.15	21.9%
7022 · SUPPLIES & EQUIPMENT	8,923.82	5,000.00	3,923.82	178.5%
7025 · SCHOOL SHARE	113,853.53	70,000.00	43,853.53	162.6%
7026 · HOSPITALITY	3,886.92	10,000.00	-6,113.08	38.9%
7031 · REUNION/HALL OF FAME EXPENSES	19,413.31	10,000.00	9,413.31	194.1%
7114 · ARBITER FEES	1,057.00			
Total Expense	410,803.70	469,100.00	-58,296.30	87.6%
<b>NET INCOME</b>	<b>\$ 577,427.88</b>	<b>\$ 488,550.00</b>	<b>88,877.88</b>	<b>118.2%</b>

## 2021-2022 SPIRIT

	Jul '21 - Jun 22	Budget	\$ Over Budget	% of Budget
<b>Income</b>				
4111 · GATE RECEIPTS	81,740.00	150,000.00	-68,260.00	54.5%
4114 · SPONSORSHIPS	20,000.00	20,000.00	0.00	100.0%
4116 · T-SHIRT& CONCESSIONS				
4116S · SPIRIT SHIRT	-72.00	0.00	-72.00	100.0%
4116 · T-SHIRT& CONCESSIONS - Other	9,000.00	9,000.00	0.00	100.0%
Total 4116 · T-SHIRT& CONCESSIONS	8,928.00	9,000.00	-72.00	99.2%
4126 · CORPORATE SHARE	0.00	2,000.00	-2,000.00	0.0%
Total Income	110,668.00	181,000.00	-70,332.00	61.1%
<b>Expense</b>				
7011 · OFFICIALS/ADJUDICATORS	16,123.32	11,500.00	4,623.32	140.2%
7012 · EVENT PERSONNEL				
7012T · ATHLETIC TRAINER	1,305.00	1,200.00	105.00	108.8%
7012 · EVENT PERSONNEL - Other	30,773.42	28,000.00	2,773.42	109.9%
Total 7012 · EVENT PERSONNEL	32,078.42	29,200.00	2,878.42	109.9%
7013 · FACILITY COSTS	8,472.16	24,000.00	-15,527.84	35.3%
7014 · SECURITY	8,659.29	10,000.00	-1,340.71	86.6%
7015 · TROPHIES/MEDALS/AWARDS	3,498.82	3,000.00	498.82	116.6%
7017 · MEALS	245.54	500.00	-254.46	49.1%
7018 · TRAVEL	6,580.48	7,500.00	-919.52	87.7%
7021 · PROGRAMS/PRINTING	945.85	1,000.00	-54.15	94.6%
7022 · SUPPLIES & EQUIPMENT	393.04	1,000.00	-606.96	39.3%
7026 · HOSPITALITY	3,921.68	2,500.00	1,421.68	156.9%
7114 · ARBITER FEES	132.40	0.00	132.40	100.0%
Total Expense	81,051.00	90,200.00	-9,149.00	89.9%
<b>NET INCOME</b>	<b>\$ 29,617.00</b>	<b>\$ 90,800.00</b>	<b>-61,183.00</b>	<b>32.6%</b>



## 2021-2022 SPRING SPORTS

	Jul '21 - Jun 22	Budget	\$ Over Budget	% of Budget
<b>Income</b>				
4111 · GATE RECEIPTS	208,420.00	175,000.00	33,420.00	119.1%
4114 · SPONSORSHIPS	89,000.00	89,000.00	0.00	100.0%
4116 · T-SHIRT& CONCESSIONS	51,800.00	51,800.00	0.00	100.0%
<b>Total Income</b>	<b>349,220.00</b>	<b>315,800.00</b>	<b>33,420.00</b>	<b>110.6%</b>
<b>Expense</b>				
6072 · NON NMAA GAME EX	250.00	0.00	250.00	100.0%
7011 · OFFICIALS/ADJUDICATORS	46,594.36	50,750.00	-4,155.64	91.8%
7012 · EVENT PERSONNEL				
7012T · ATHLETIC TRAINER	8,272.50	8,400.00	-127.50	98.5%
7012 · EVENT PERSONNEL - Other	84,730.01	75,500.00	9,230.01	112.2%
<b>Total 7012 · EVENT PERSONNEL</b>	<b>93,002.51</b>	<b>83,900.00</b>	<b>9,102.51</b>	<b>110.8%</b>
7013 · FACILITY COSTS	12,369.35	14,000.00	-1,630.65	88.4%
7014 · SECURITY	2,936.49	3,750.00	-813.51	78.3%
7015 · TROPHIES/MEDALS/AWARDS	18,204.74	17,350.00	854.74	104.9%
7017 · MEALS	6,373.38	7,750.00	-1,376.62	82.2%
7018 · TRAVEL	1,052.09	1,600.00	-547.91	65.8%
7021 · PROGRAMS/PRINTING	3,259.20	5,500.00	-2,240.80	59.3%
7022 · SUPPLIES & EQUIPMENT	16,983.68	12,600.00	4,383.68	134.8%
7026 · HOSPITALITY	418.18	0.00	418.18	100.0%
7114 · ARBITER FEES	562.40	0.00	562.40	100.0%
<b>Total Expense</b>	<b>202,006.38</b>	<b>197,200.00</b>	<b>4,806.38</b>	<b>102.4%</b>
<b>NET INCOME</b>	<b>\$ 147,213.62</b>	<b>\$ 118,600.00</b>	<b>28,613.62</b>	<b>124.1%</b>

## 2021-2022 TENNIS

	<u>Jul '21 - Jun 22</u>	<u>Budget</u>	<u>\$ Over Budget</u>	<u>% of Budget</u>
<b>Income</b>				
4114 · SPONSORSHIPS	13,000.00	13,000.00	0.00	100.0%
4116 · T-SHIRT& CONCESSIONS	6,800.00	6,800.00	0.00	100.0%
<b>Total Income</b>	<b>19,800.00</b>	<b>19,800.00</b>	<b>0.00</b>	<b>100.0%</b>
<b>Expense</b>				
7011 · OFFICIALS/ADJUDICATORS	7,355.00	7,000.00	355.00	105.1%
7012 · EVENT PERSONNEL				
7012T · ATHLETIC TRAINER	2,212.50	2,200.00	12.50	100.6%
7012 · EVENT PERSONNEL - Other	1,200.00	3,000.00	-1,800.00	40.0%
<b>Total 7012 · EVENT PERSONNEL</b>	<b>3,412.50</b>	<b>5,200.00</b>	<b>-1,787.50</b>	<b>65.6%</b>
7015 · TROPHIES/MEDALS/AWARDS	1,130.38	1,250.00	-119.62	90.4%
7017 · MEALS	688.72	500.00	188.72	137.7%
7021 · PROGRAMS/PRINTING	893.84	1,000.00	-106.16	89.4%
7022 · SUPPLIES & EQUIPMENT	0.00	500.00	-500.00	0.0%
7114 · ARBITER FEES	34.50			
<b>Total Expense</b>	<b>13,514.94</b>	<b>15,450.00</b>	<b>-1,935.06</b>	<b>87.5%</b>
<b>NET INCOME</b>	<b>\$ 6,285.06</b>	<b>\$ 4,350.00</b>	<b>1,935.06</b>	<b>144.5%</b>

## 2021-2022 GOLF

	<u>Jul '21 - Jun 22</u>	<u>Budget</u>	<u>\$ Over Budget</u>	<u>% of Budget</u>
<b>Income</b>				
4114 · SPONSORSHIPS	14,000.00	14,000.00	0.00	100.0%
4116 · T-SHIRT& CONCESSIONS	5,000.00	5,000.00	0.00	100.0%
<b>Total Income</b>	<b>19,000.00</b>	<b>19,000.00</b>	<b>0.00</b>	<b>100.0%</b>
<b>Expense</b>				
7011 · OFFICIALS/ADJUDICATORS	1,650.00	1,000.00	650.00	165.0%
7012 · EVENT PERSONNEL				
7012T · ATHLETIC TRAINER	0.00	200.00	-200.00	0.0%
<b>Total 7012 · EVENT PERSONNEL</b>	<b>0.00</b>	<b>200.00</b>	<b>-200.00</b>	<b>0.0%</b>
7013 · FACILITY COSTS	0.00	5,000.00	-5,000.00	0.0%
7015 · TROPHIES/MEDALS/AWARDS	1,682.46	1,600.00	82.46	105.2%
7017 · MEALS	1,096.07	1,000.00	96.07	109.6%
7018 · TRAVEL	0.00	500.00	-500.00	0.0%
7021 · PROGRAMS/PRINTING	363.84	500.00	-136.16	72.8%
7022 · SUPPLIES & EQUIPMENT	102.00	100.00	2.00	102.0%
7114 · ARBITER FEES	6.75	0.00	6.75	100.0%
<b>Total Expense</b>	<b>4,901.12</b>	<b>9,900.00</b>	<b>-4,998.88</b>	<b>49.5%</b>
<b>NET INCOME</b>	<b>\$ 14,098.88</b>	<b>\$ 9,100.00</b>	<b>4,998.88</b>	<b>154.9%</b>

## 2021-2022 SOFTBALL

	Jul '21 - Jun 22	Budget	\$ Over Budget	% of Budget
<b>Income</b>				
4111 · GATE RECEIPTS	44,985.00	35,000.00	9,985.00	128.5%
4114 · SPONSORSHIPS	19,000.00	19,000.00	0.00	100.0%
4116 · T-SHIRT& CONCESSIONS	13,000.00	13,000.00	0.00	100.0%
<b>Total Income</b>	<b>76,985.00</b>	<b>67,000.00</b>	<b>9,985.00</b>	<b>114.9%</b>
<b>Expense</b>				
6072 · NON NMAA GAME EX	110.00	0.00	110.00	100.0%
7011 · OFFICIALS/ADJUDICATORS	21,916.80	26,000.00	-4,083.20	84.3%
7012 · EVENT PERSONNEL				
7012T · ATHLETIC TRAINER	1,455.00	1,500.00	-45.00	97.0%
7012 · EVENT PERSONNEL - Other	7,311.43	8,000.00	-688.57	91.4%
<b>Total 7012 · EVENT PERSONNEL</b>	<b>8,766.43</b>	<b>9,500.00</b>	<b>-733.57</b>	<b>92.3%</b>
7013 · Facility Costs	1,628.27	0.00	-1,628.27	100.0%
7014 · SECURITY	945.85	750.00	195.85	126.1%
7015 · TROPHIES/MEDALS/AWARDS	1,204.06	1,200.00	4.06	100.3%
7017 · MEALS	360.46	250.00	110.46	144.2%
7018 · TRAVEL	61.52	250.00	-188.48	24.6%
7021 · PROGRAMS/PRINTING	788.84	1,000.00	-211.16	78.9%
7022 · SUPPLIES & EQUIPMENT	1,510.66	1,000.00	510.66	151.1%
7114 · ARBITER FEES	127.00	0.00	127.00	100.0%
<b>Total Expense</b>	<b>37,419.89</b>	<b>39,950.00</b>	<b>-2,530.11</b>	<b>93.7%</b>
<b>NET INCOME</b>	<b>39,565.11</b>	<b>27,050.00</b>	<b>12,515.11</b>	<b>146.3%</b>

## 2021-2022 BASEBALL

	Jul '21 - Jun 22	Budget	\$ Over Budget	% of Budget
<b>Income</b>				
4111 · GATE RECEIPTS	72,555.00	60,000.00	12,555.00	120.9%
4114 · SPONSORSHIPS	24,000.00	24,000.00	0.00	100.0%
4116 · T-SHIRT& CONCESSIONS	10,000.00	10,000.00	0.00	100.0%
<b>Total Income</b>	<b>106,555.00</b>	<b>94,000.00</b>	<b>12,555.00</b>	<b>113.4%</b>
<b>Expense</b>				
6072 · NON NMAA GAME EX	140.00	0.00	140.00	100.0%
7011 · OFFICIALS/ADJUDICATORS	15,672.56	16,750.00	-1,077.44	93.6%
7012 · EVENT PERSONNEL				
7012T · ATHLETIC TRAINER	1,860.00	2,500.00	-640.00	74.4%
7012 · EVENT PERSONNEL - Other	14,218.05	14,500.00	-281.95	98.1%
<b>Total 7012 · EVENT PERSONNEL</b>	<b>16,078.05</b>	<b>17,000.00</b>	<b>-921.95</b>	<b>94.6%</b>
7013 · FACILITY COSTS	4,148.63	2,000.00	2,148.63	207.4%
7014 · SECURITY	1,990.64	500.00	1,490.64	398.1%
7015 · TROPHIES/MEDALS/AWARDS	1,363.70	1,300.00	63.70	104.9%
7017 · MEALS	329.23	1,000.00	-670.77	32.9%
7018 · TRAVEL	290.10	250.00	40.10	116.0%
7021 · PROGRAMS/PRINTING	708.84	1,000.00	-291.16	70.9%
7022 · SUPPLIES & EQUIPMENT	585.10	1,000.00	-414.90	58.5%
7114 · ARBITER FEES	150.25	0.00	150.25	100.0%
<b>Total Expense</b>	<b>41,457.10</b>	<b>40,800.00</b>	<b>657.10</b>	<b>101.6%</b>
<b>NET INCOME</b>	<b>\$ 65,097.90</b>	<b>\$ 53,200.00</b>	<b>11,897.90</b>	<b>122.4%</b>

## 2021-2022 TRACK & FIELD

	<u>Jul '21 - Jun 22</u>	<u>Budget</u>	<u>\$ Over Budget</u>	<u>% of Budget</u>
<b>Income</b>				
4111 · GATE RECEIPTS	90,880.00	80,000.00	10,880.00	113.6%
4114 · SPONSORSHIPS	19,000.00	19,000.00	0.00	100.0%
4116 · T-SHIRT& CONCESSIONS	17,000.00	17,000.00	0.00	100.0%
<b>Total Income</b>	<b>126,880.00</b>	<b>116,000.00</b>	<b>10,880.00</b>	<b>109.4%</b>
<b>Expense</b>				
7012 · EVENT PERSONNEL				
7012T · ATHLETIC TRAINER	2,745.00	2,000.00	745.00	137.3%
7012 · EVENT PERSONNEL - Other	62,000.53	50,000.00	12,000.53	124.0%
<b>Total 7012 · EVENT PERSONNEL</b>	<b>64,745.53</b>	<b>52,000.00</b>	<b>12,745.53</b>	<b>124.5%</b>
7013 · FACILITY COSTS	6,592.45	7,000.00	-407.55	94.2%
7014 · SECURITY	0.00	2,500.00	-2,500.00	0.0%
7015 · TROPHIES/MEDALS/AWARDS	12,824.14	12,000.00	824.14	106.9%
7017 · MEALS	3,898.90	5,000.00	-1,101.10	78.0%
7018 · TRAVEL	700.47	600.00	100.47	116.7%
7021 · PROGRAMS/PRINTING	503.84	2,000.00	-1,496.16	25.2%
7022 · SUPPLIES & EQUIPMENT	14,785.92	10,000.00	4,785.92	147.9%
7026 · HOSPITALITY	418.18	0.00	418.18	100.0%
7114 · ARBITER FEES	243.90	0.00	243.90	100.0%
<b>Total Expense</b>	<b>104,713.33</b>	<b>91,100.00</b>	<b>13,613.33</b>	<b>114.9%</b>
<b>NET INCOME</b>	<b>22,166.67</b>	<b>24,900.00</b>	<b>-2,733.33</b>	<b>89.0%</b>

## 2021-2022 ACTIVITIES

	Jul '21 - Jun 22	Budget	\$ Over Budget	% of Budget
<b>Income</b>				
4114 · SPONSORSHIPS	8,500.00	8,500.00	0.00	100.0%
4115 · ENTRY FEES	13,750.00	17,500.00	-3,750.00	78.6%
4116 · T-SHIRT& CONCESSIONS	6,500.00	6,500.00	0.00	100.0%
<b>Total Income</b>	<b>28,750.00</b>	<b>32,500.00</b>	<b>-3,750.00</b>	<b>88.5%</b>
<b>Expense</b>				
7011 · OFFICIALS/ADJUDICATORS	5,823.00	5,750.00	73.00	101.3%
7012 · EVENT PERSONNEL	6,252.16	5,200.00	1,052.16	120.2%
7013 · FACILITY COSTS	3,085.00	1,000.00	2,085.00	308.5%
7014 · SECURITY	0.00	800.00	-800.00	0.0%
7015 · TROPHIES/MEDALS/AWARDS	8,967.57	21,900.00	-12,932.43	40.9%
7017 · MEALS	1,811.24	300.00	1,511.24	603.7%
7018 · TRAVEL	2,448.08	2,750.00	-301.92	89.0%
7020 · SPONSORSHIPSA	3,000.00	4,000.00	-1,000.00	75.0%
7021 · PROGRAMS/PRINTING	5,040.00	2,750.00	2,290.00	183.3%
7022 · SUPPLIES & EQUIPMENT	3,245.59	650.00	2,595.59	499.3%
7026 · HOSPITALITY	259.66	1,000.00	-740.34	26.0%
<b>Total Expense</b>	<b>39,932.30</b>	<b>46,100.00</b>	<b>-6,167.70</b>	<b>86.6%</b>
<b>NET INCOME</b>	<b>-11,182.30</b>	<b>-13,600.00</b>	<b>2,417.70</b>	<b>82.2%</b>

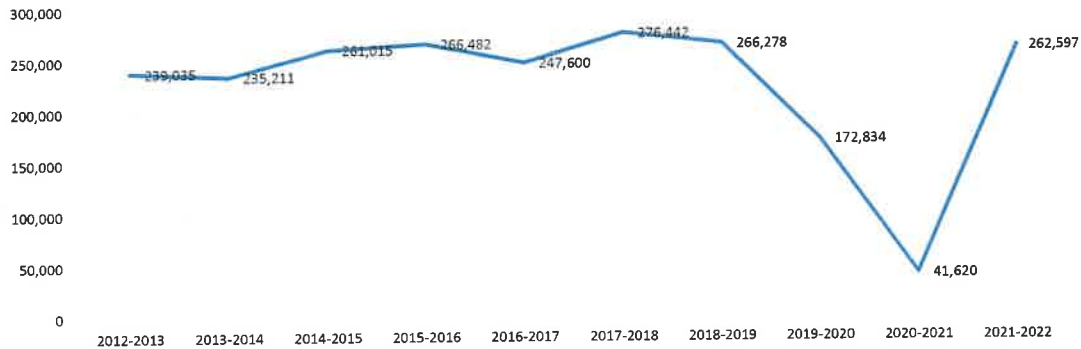


## Ticket Sales by Year

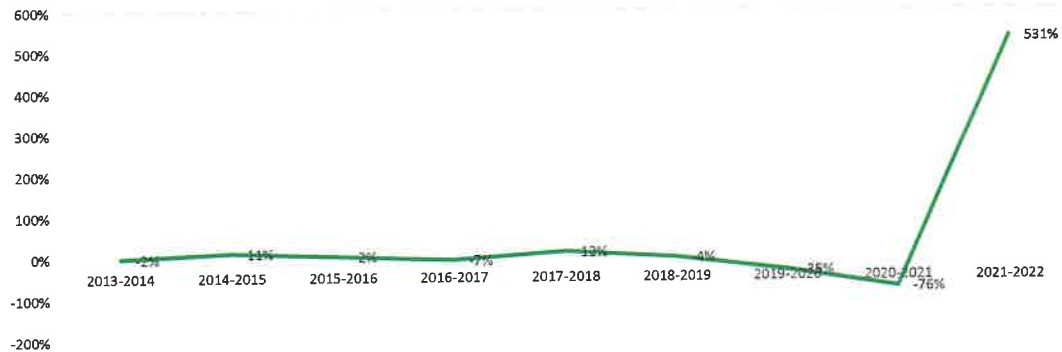
Sport	2012-2013	2013-2014	2014-2015	2015-2016	2016-2017	2017-2018	2018-2019	2019-2020	2020-2021	2021-2022
Football	62,681	52,713	65,255	56,273	54,038	62,957	61,802	59,226	3,198	69,080
Soccer	7,421	9,855	9,281	9,897	7,785	7,704	7,652	5,854	2,705	4,243
Volleyball	10,306	10,741	10,457	11,266	11,615	12,538	12,238	19,658	0	20,156
Cross Country	3,442	4,018	3,605	4,037	3,234	3,529	4,041	3,930	1,794	5,415
Basketball	106,349	106,024	122,924	130,710	115,241	132,065	121,203	70,319	9,075	118,402
Wrestling	8,062	7,958	8,623	8,507	8,161	8,776	10,287	12,083	7,520	9,346
Swimming	1,511	1,313	1,543	1,244	1,010	1,651	1,649	1,764	0	583
Track	11,781	11,154	11,104	12,497	12,409	12,633	10,668	0	7,226	11,629
Baseball	7,896	9,289	8,234	9,380	11,020	10,128	7,859	0	2,899	9,580
Softball	4,701	5,094	3,574	4,913	5,059	5,095	5,562	0	2,134	5,694
Spirit	14,885	17,052	16,415	17,758	18,028	19,366	23,317	0	5,069	8,469
<b>Total</b>	<b>239,035</b>	<b>235,211</b>	<b>261,015</b>	<b>266,482</b>	<b>247,600</b>	<b>276,442</b>	<b>266,278</b>	<b>172,834</b>	<b>41,620</b>	<b>262,597</b>

% change from prior year	-2%	11%	2%	-7%	12%	-4%	-35%	-76%	531%
--------------------------	-----	-----	----	-----	-----	-----	------	------	------

## Ticket Sales by Year



## % change from previous year



\$10 increase option

increase game fee \$10 across all sports all levels

Miles to contest	Fee per Official	Example: 3-person Var Basketball (current fees)				New \$80 + Flat Fee Total	New IRS Total range - \$0.625	Current per Official		New per Official
		Game fee (\$70)	Driver fee range - \$0.405	meals/riders	Total range			Driver	Riders	
0-25	\$0	\$210	\$0 - \$20.25	\$0	<del>\$210</del> - <del>\$230.25</del>	\$240	<del>\$210.00</del> - <del>\$241.25</del>	\$70.00 - \$90.25	\$70	\$80
26-50	\$30	\$210	\$21.06 - \$40.50	\$0	<del>\$231.06</del> - <del>\$250.50</del>	\$330	<del>\$242.50</del> - <del>\$272.50</del>	\$91.06 - \$110.50	\$70	\$110
51-100	\$40	\$210	\$41.31 - \$81.00	\$50	<del>\$301.31</del> - <del>\$341.00</del>	\$360	\$323.75 - \$385.00	\$121.31 - \$161.00	\$90	\$120
101-150	\$50	\$210	\$81.81 - \$121.50	\$50	<del>\$341.81</del> - <del>\$381.50</del>	\$390	\$386.25 - \$447.50	\$161.81 - \$201.50	\$90	\$130
151-200	\$60	\$210	\$122.21 - \$162.00	\$65	\$397.21 - \$437.00	\$420	\$463.75 - \$525.00	\$207.21 - \$247.00	\$95	\$140
201-250	\$70	\$210	\$162.81 - \$202.50	\$65	\$437.81 - \$477.50	\$450	\$526.25 - \$587.50	\$247.81 - \$287.50	\$95	\$150
251-300	\$80	\$210	\$203.31 - \$243.00	\$65	\$478.31 - \$518.00	\$480	\$588.75 - \$650.00	\$288.31 - \$328.00	\$95	\$160
301-350	\$90	\$210	\$243.81 - \$283.50	\$65	\$518.81 - \$558.50	\$510	\$651.25 - \$712.50	\$328.81 - \$368.50	\$95	\$170
351-400	\$100	\$210	\$284.31 - \$324.00	\$65	\$559.31 - \$599.00	\$540	\$713.75 - \$775.00	\$369.31 - \$409.00	\$95	\$180
401-450	\$110	\$210	\$324.81 - \$364.50	\$65	\$599.81 - \$639.50	\$570	\$776.25 - \$837.50	\$409.81 - \$449.50	\$95	\$190
451-500	\$120	\$210	\$365.31 - \$405.00	\$65	\$640.31 - \$680.00	\$600	\$838.75 - \$900.00	\$450.31 - \$490.00	\$95	\$200
501-550	\$130	\$210	\$405.81 - \$445.50	\$65	\$680.81 - \$720.50	\$630	\$901.25 - \$962.50	\$490.81 - \$530.50	\$95	\$210

16-25 mile tier

add a 16-25 mile tier

Miles to contest	Fee per Official	Example: 3-person Var Basketball (current fees)				New Flat Fee Total	New IRS Total range - \$0.625	Current per Official		New per Official
		Game fee (\$70)	Driver fee range - \$0.405	meals/riders	Total range			Driver	Riders	
0-15	\$0	\$210	\$0 - \$12.15	\$0	<del>\$210</del> - <del>\$222.15</del>	\$210	<del>\$210.00</del> - <del>\$228.75</del>	\$70.00 - \$82.15	\$70	\$70
16-25	\$20	\$210	\$12.96 - \$20.25	\$0	<del>\$222.96</del> - <del>\$230.25</del>	\$270	<del>\$230.00</del> - <del>\$241.25</del>	\$82.96 - \$90.25	\$70	\$90
26-50	\$40	\$210	\$21.06 - \$40.50	\$0	<del>\$231.06</del> - <del>\$250.50</del>	\$330	<del>\$242.50</del> - <del>\$272.50</del>	\$91.06 - \$110.50	\$70	\$110
51-100	\$50	\$210	\$41.31 - \$81.00	\$50	<del>\$301.31</del> - <del>\$341.00</del>	\$360	\$323.75 - \$385.00	\$121.31 - \$161.00	\$90	\$120
101-150	\$60	\$210	\$81.81 - \$121.50	\$50	<del>\$341.81</del> - <del>\$381.50</del>	\$390	\$386.25 - \$447.50	\$161.81 - \$201.50	\$90	\$130
151-200	\$70	\$210	\$122.21 - \$162.00	\$65	\$397.21 - \$437.00	\$420	\$463.75 - \$525.00	\$207.21 - \$247.00	\$95	\$140
201-250	\$80	\$210	\$162.81 - \$202.50	\$65	\$437.81 - \$477.50	\$450	\$526.25 - \$587.50	\$247.81 - \$287.50	\$95	\$150
251-300	\$90	\$210	\$203.31 - \$243.00	\$65	\$478.31 - \$518.00	\$480	\$588.75 - \$650.00	\$288.31 - \$328.00	\$95	\$160
301-350	\$100	\$210	\$243.81 - \$283.50	\$65	\$518.81 - \$558.50	\$510	\$651.25 - \$712.50	\$328.81 - \$368.50	\$95	\$170
351-400	\$110	\$210	\$284.31 - \$324.00	\$65	\$559.31 - \$599.00	\$540	\$713.75 - \$775.00	\$369.31 - \$409.00	\$95	\$180
401-450	\$120	\$210	\$324.81 - \$364.50	\$65	\$599.81 - \$639.50	\$570	\$776.25 - \$837.50	\$409.81 - \$449.50	\$95	\$190
451-500	\$130	\$210	\$365.31 - \$405.00	\$65	\$640.31 - \$680.00	\$600	\$838.75 - \$900.00	\$450.31 - \$490.00	\$95	\$200
501-550	\$140	\$210	\$405.81 - \$445.50	\$65	\$680.81 - \$720.50	\$630	\$901.25 - \$962.50	\$490.81 - \$530.50	\$95	\$210



---

6600 Palomas Ave. NE • Albuquerque, New Mexico 87109 • [www.nmact.org](http://www.nmact.org)  
Phone: 888-820-6622 or 505-923-3110 Fax: 505-923-3114

### Travel Ring Cost Analysis

#### Los Alamos High School – all sports

Total cost of Officials 2022

- Sport specific game fee along with paying the drive .405 cents per mile from the associated group.
  - \$32,919.60

Total cost of Officials 2022

- Sport specific game fee along with the proposed Travel Ring Fee.
  - \$34,364 (16-25 mile tier model) \$1444.40 Increase
  - \$38,074 (\$10 game fee increase model) \$5154.40 Increase

---

#### Chaparral High School – all sports

Total cost of Officials 2022

- Sport specific game fee along with paying the drive .405 cents per mile from the associated group.
  - \$14,721.00

Total cost of Officials 2022

- Sport specific game fee along with the proposed Travel Ring Fee.
  - \$20,815 (16-25 mile tier model) \$6,094 Increase
  - \$21,445 (\$10 game fee increase model) \$6,724 Increase

---

#### Las Cruces High School – all sports

Total cost of Officials 2022

- Sport specific game fee along without paying Mileage.
  - \$23791

Total cost of Officials 2022

- Sport specific game fee along with the proposed Travel Ring Fee.
  - \$26,651 (16-25 mile tier model) \$2860 Increase
  - \$29,741 (\$10 game fee increase model) \$5950 Increase

---

#### Volcano Vista High School – all sports

Total cost of Officials 2022

- Sport specific game fee along without paying Mileage
  - \$26,015

Total cost of Basketball Officials 2022

- Sport Specific game fee along with the proposed Travel Ring Fee
  - \$28,905 (16-25 mile tier, all sports) \$2890 increase
  - \$31,805 (\$10 game fee increase model) \$5790 increase



## Officials Examples

### Belen (Softball Umpire)

Total Softball Pay 2022

- Game fee + .405 cents/mile when driving
  - \$1,858.14

Total Softball Pay 2022

- Sport specific game fee + proposed Travel Ring Fee
  - \$2,545 (16-25 mile tier model)
  - \$2,455 (\$10 game fee increase)

Difference: \$686.86 (16-25 tier model) (31 Games)  
\$596.86 (\$10 game fee increase)

---

### Arroyo Hondo (Basketball Official)

Total Basketball Pay 2022

- Game fee + .405 cents/mile when driving
  - \$5,594.34

Total Basketball Pay 2022

- Sport specific game fee + proposed Travel Ring Fee
  - \$5,830 (16-25 mile tier model)
  - \$5,970 (\$10 game fee increase model)

Difference: \$235.66 increase (16-25 tier model) (71 Games)  
\$375.66 increase (\$10 game fee increase model) (71 games)

---

### Albuquerque (Football Official)

Total Football Pay 2022

- Game fee + .405 cents/mile when driving
  - \$634

Total Football Pay 2022

- Sport specific game fee + proposed Travel Ring Fee
  - \$660 (16-25 mile tier model)
  - \$700 (\$10 game fee increase model)

Difference: \$78 increase (16-25 tier model) (30 Games)  
\$198 increase (\$10 game fee model) (30 games)

---

### Alamogordo (Basketball Official)

Total Basketball Pay 2022

- Game fee + .405 cent/mile when driving (no mileage to Las Cruces games)
  - \$2946.32

Total Basketball Pay 2022

- Sport specific game fee + proposed Travel Ring Fee
  - \$3,510 (16-25 mile tier model)
  - \$3,670 (\$10 game fee increase model)

Difference: \$563.68 (16-25 mile tier model) (36 Games)  
\$723.68 (\$10 game fee increase model) (36 games)

# New Mexico Activities Association

## Board of Directors' Meeting – September 7, 2022



### DEFENITION OF PRACTICE

☐ Action Item                      ☐ Referenda Item  
☒ Discussion Item                      ☐ Non-Referenda Item

#### Presenter:

Sally Marquez, Executive Director

**Discussion:** Review/discuss various rules/definitions of practice and participation for possible amendment/clarification.

#### APPENDIX

- **Practice** – A structured period in which a coach or other agent of the school directs the activities of a sports team or part of a team. If a Student has not previously been a participant in a particular athletic program, the tryout period is not considered practice. If a Student has been a participant in a particular athletic program the previous year, the start of the “tryout period” is considered practice. The tryout period ends one (1) day prior to the first contest in that sport. Schools may not practice together at any time while in season. (Also see “Scrimmage”)

#### SECTION 6

- **6.13.1 C** – It shall be considered a season of participation in that sport when a student has practiced at that school for five (5) or more days after the official practice start date. (See Appendices for definitions of participant, participation, and practice.)

Q1: If a student practices with a school football team for more than 5 days but does not participate in any scrimmages or games, and then makes a bona fide move to another community, is he/she allowed to play football at the new school.

A1: No, a student is not allowed to participate in a sport at two different schools during the same sports season. Five (5) days participation in a sport is considered a season.

- **6.13.1D** – Students who transfer after participating in tryouts will be ineligible for participation at any level in that sport at the new school for the remainder of the school year.

**Commission Discussion Item:** Feedback included continued review of this issue and the possibility of proposing a bylaw change that would state that 5 days of practice and/or tryouts constitutes participation in a sports season when attempting to determine student eligibility.

# New Mexico Activities Association

## Board of Directors' Meeting – September 7, 2022



### NON-SCHOLASTIC EVENTS DURING NMAA PLAYOFFS

☒ Action Item                      ☒ Referenda Item  
☐ Discussion Item                      ☐ Non-Referenda Item

**Presenter:**

Sally Marquez, Executive Director

**Proposal:** Disallow participation in non-scholastic competition once district tournament play has begun or state tournament seeding and selection has taken place.

*New language is underlined below:*

#### 7.6.8 Season Ends

A season ends when a team/individual does not qualify for, or is eliminated from, post-season competition (playoffs, district, and/or state tournaments).

Once post-season play has begun or state tournament seeding and selection has taken place, no regular season or non-scholastic games/matches/events can be scheduled/played in the same sport. At the sub-varsity level, the season concludes at the end of regular season competition.

**Rationale:** Clarifies and reinforces intent that once the regular season ends in a particular sport, teams and players are only eligible for participation in NMAA post-season competition until they are officially eliminated.

**Budget Impact:** N/A

**NMAA Staff Recommendation:** Approve

**NMAA Commission Recommendation:** Approve (13-0)

# New Mexico Activities Association

## Board of Directors' Meeting – September 7, 2022



### GOLF: STATE QUALIFIERS

☒ Action Item                      ☐ Referenda Item  
☐ Discussion Item                      ☒ Non-Referenda Item

#### Presenter:

Tyler Dunkel, Assistant Director

#### Proposal:

- **Team Qualifying:**
  - Teams must compete in a minimum of five regular season tournaments, recording a team score in those tournaments to be eligible for the State Tournament. If a District does not have a District Champion for either boys or girls, the next team in the iWanamaker rankings will be used to fill the remaining team slots at State. If a school participates in more than 5 tournaments, only their top 5 events will be used to calculate rankings. The District Tournament does not count towards the minimum five tournaments needed to be eligible for State.
- **Individual Qualifying:**
  - The individual District Champions will automatically qualify for State if they are not on a qualifying team. Individuals need to participate in a minimum of five regular season tournaments. Only the individuals top-5 tournaments of the year will count in the iWanamaker rankings. The District Tournament does not count towards the minimum five tournaments needed to be eligible for State.
- **Maximum Score:**
  - Maximum Score will be used in all regular season, District and State Championships.
- **Tie Breaking Procedure for First Place Team at State**
  - The Head Coach will select three golfers from his/her team to participate in the team playoff. The two teams will tee off from a hole to be determined

#### Rationale:

The sports specific committee feels that this proposal will level the playing field by requiring a minimum number of team and individual tournaments while also utilizing rankings to determine the best field of qualifiers for the State Championships. Individual District Champions that are not already on a qualifying team will now automatically be entered into the State Golf Championships like in year's past. Implementing a maximum score at State will help pace of play.

**Golf Sports Specific Committee Recommendation:** Approve

**NMAA Staff Recommendation:** Approve

**NMAA Commission Recommendation:** Approve (13-0)

# **New Mexico Activities Association**

## **Board of Directors' Meeting – September 7, 2022**



### **TENNIS: STATE QUALIFIERS**

☒ Action Item                      ☐ Referenda Item  
☐ Discussion Item                      ☒ Non-Referenda Item

#### **Presenter:**

Scott Owen, Assistant Director

#### **Proposal:**

Reduce individual state qualifiers (singles/doubles) from 20 qualifiers to 16.

#### **Rationale:**

Benefits to reducing qualifiers include:

1. Increases competitiveness of the state tournament. Winners of the play-in round are rarely competitive in the first round.
2. Increases the importance of the district tournament and makes the 3<sup>rd</sup> place match more meaningful.
3. Improves competitive logistics by balancing number of matches each day for all individuals and removes the possibility of three matches on the final day.

**Budget Impact:** N/A

#### **Attachments:**

- Proposed bylaw language (new language underlined, stricken language removed)
- Current bracket format
- Proposed bracket format

**Sport Specific Committee Recommendation:** Approve

**NMAA Staff Recommendation:** Approve

**NMAA Commission Recommendation:** Approve (13-0)

## 7.21.2 District Competition (Team and Individual)

### C. Individual Champions

1. In all classes, a district individual tournament determines the top four singles individuals, as well as the top four doubles teams, ~~all of which qualify to the state tournament~~. Match scoring in all district individual tournaments is best two-of-three tie-breaker sets, with ad scoring and a 7-point tiebreaker at 6-all in each set.
2. A singles player/doubles team must complete the semi-final match in order to qualify to compete in the 3<sup>rd</sup> place state qualifying match. The NMAA Director of Tennis has the final say in matters relating to this issue and whether a player is considered to have completed a match.

## 7.21.3 State Tournament

### B. Seeding/Selection

2. **Individual Competition:** In all classes, ~~the top four individuals will be seeded in the Individual Singles/Doubles Tournament, with the remaining 16 singles players and 16 doubles teams drawn to complete each bracket. Seeding will be conducted by a committee comprised of district representatives, 16 singles players/doubles teams shall qualify to the state tournament.~~

#### a. Automatic Qualifying

1. The top three (3) singles individuals, as well as doubles teams, at the district tournament shall automatically qualify.
2. If a top three finisher at the district tournament withdraws prior to seeding and selection, the fourth-place finisher from that district shall automatically qualify.

- b. **At-Large Qualifying** – There shall be one (1) at-large bid to the state tournament. Fourth place finishers at the district tournament shall be eligible to be considered for an at-large bid.

**Note:** If a district does not field all their allowable automatic qualifiers, that qualifying spot shall be added as an additional at-large bid.

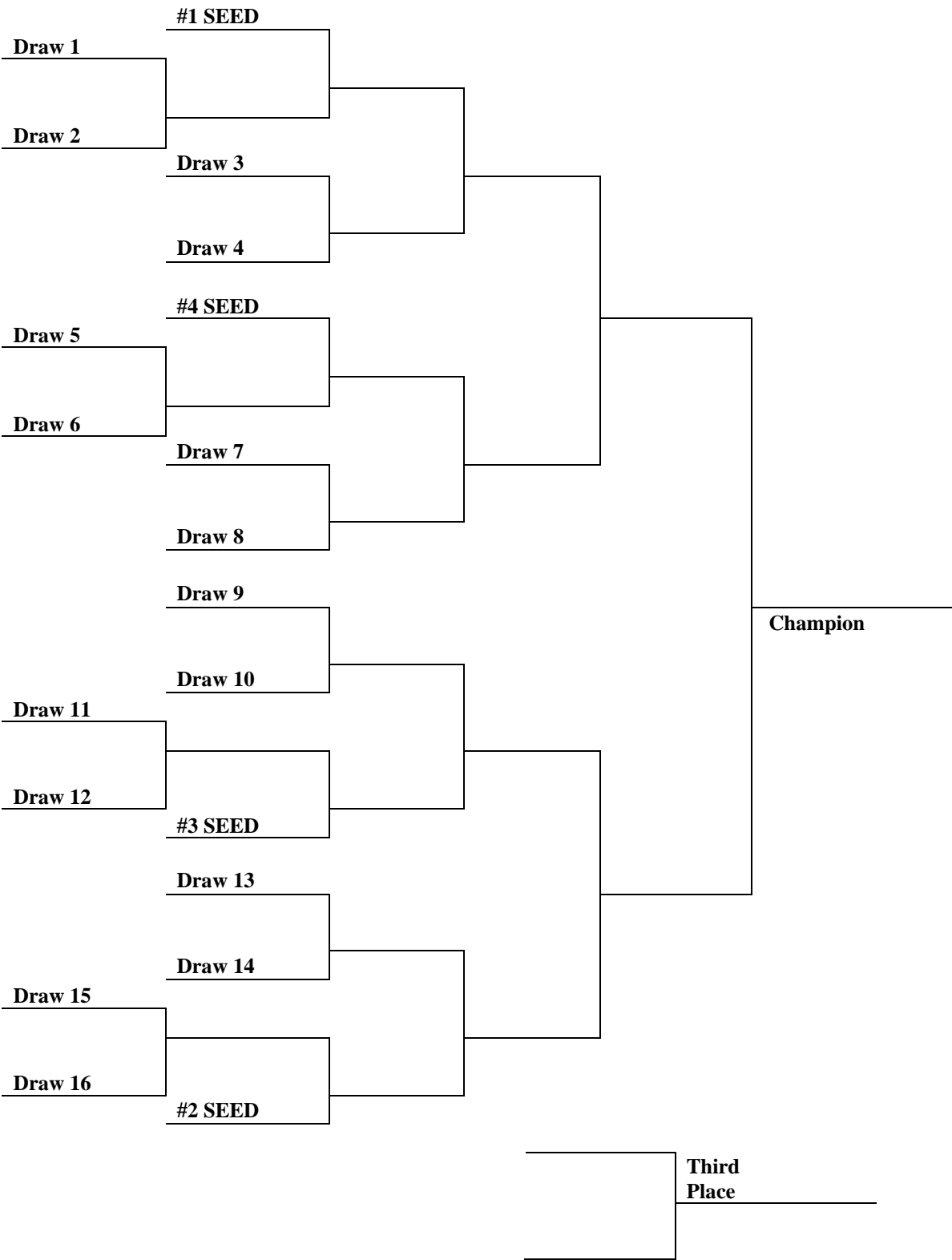
- c. **Alternates** – Fourth place district finishers not receiving an at-large berth shall be designated as alternates.

- d. **Seeding Committee** – Seeding, as well as the selection of alternates and at-large bids, shall be conducted by a committee comprised of district champion head coaches. Seeds shall be awarded to the top four (4) singles players/doubles teams.

#### e. Withdrawals

1. The deadline for state qualifying singles players/doubles teams to withdraw from the state tournament is 9:00am Tuesday the week of the state tournament.
2. If a seed withdraws, all seeds below that seed will shift up one seed. The next highest-ranking player/doubles team, as determined by the seeding committee, shall assume the final seed and the first alternate is added to the field. The bracket is then redrawn.
3. If a non-seed withdraws, the first alternate shall assume the position in the bracket previously occupied by the withdrawing singles player/doubles team.

**CURRENT Individual (Singles/Doubles) Brackets: All Classes**



**PROPOSED Individual (Singles/Doubles) Brackets: All Classes**

